



Junior & Open Class

Fair Book

July 9-14, 2024



4 NIGHTS OF
ENTERTAINMENT

Entertainment at the 2024 Wright County Fair

4 NIGHTS OF
ENTERTAINMENT

WRIGHT RODEO

Thursday, July 11
7:30 pm



Full Rodeo
10 Events

Fireworks
to Follow
by 4 G's



NTPA TRUCK & TRACTOR PULL

Friday, July 12
Grandstand
7:00 pm



CENTRAL IOWA TRUCK PULLERS

Sunday, July 14
3:00 pm

Local
Pullers
Wanted



Casey Donahew
with opener
Drew Baldrige
Saturday, July 13
7:00 pm

www.wrightcofair.com or check us out on Facebook & Instagram

INDEX

Agriculture & Natural Resources.....	36-37
Alpaca.....	10-11
Animal Costume Class	27-28
Animals.....	36
Breeding Beef, Market, Commercial, Bucket Bottle Calf, Dairy	11-14
Camping	3
Challenge Classes/Mystery Bag Cooking Contest.....	34-36
Clover Kids.....	46
Creative Arts	37-38
Daily Schedule of Entertainment & Activities	4-5
Dogs.....	14-15
Fair Boards/Superintendents, Club Leaders	2-3
4-H Awardrobe Clothing Event.....	43-45
4-H Communications.....	40-43
4-H Exhibit Building.....	30-32
4-H Poster Communications.....	33-34
Goats.....	16-17
HerdsmanShip Department.....	28
Horse & Pony	17-19
Horticulture.....	45-46
Personal Development	39-40
Pets	20
Poultry.....	20-21
Rabbits - Commercial & Fancy	22-23
Rules & Health Requirements.....	6-10
Science, Engineering & Technology	40
Sheep & Wright County Novice Lamb.....	23-25
Showmanship Showcase/Showmanship	28-29
Swine & Lil' Squealers Showmanship Class.....	26-27
Upcycle Challenge: Pallet Edition.....	29-30
Wright County Fair Queen.....	29

OPEN CLASS ARTS & CRAFTS

Arts & Crafts Division.....	49
Clothing & Textiles Division	50
Family Crafts for Residents of Care Facilities.....	49
Horticulture Department	52-56
Junior Exhibitors	50
Needlework Division	48
Quilt Block.....	48
Products of the Kitchen	51

GENERAL

Map of Fairgrounds & Eligible Counties.....	Back Cover
Sponsorship Program	57-Inside Back Cover

WRIGHT COUNTY DISTRICT JUNIOR FAIR

PO Box 125
Eagle Grove, Iowa 50533
515-448-3351

Nightly Events - 2024

Tuesday - July 9

6:00 pm.....	Fair Parade
7:00 pm.....	FREE Watermelon Feed <i>Sponsored by First Bank & Fareway, Eagle Grove</i>
7:30 pm.....	Recognition of Parade Grand Marshal & Scholarship Recipients. Followed by 8th Annual Little Miss & Mister Contest & Crowning of Fair Queen (James R. Johnson Stage)

Wednesday - July 10

5:30 pm.....	Honoring Our Veterans
6:00 pm.....	Malek's Fisherman Polka Band (James R. Johnson Stage)

Thursday - July 11

5:30 pm.....	Annual Fair Supper • FREE with grandstand button or \$5 without button • To be held in the James R. Johnson Stage Area
5:30 pm.....	Bill Riley Talent Show
7:30 pm.....	Wright Rodeo (Grandstand) Fireworks to Follow

Friday - July 12

4:00 pm.....	4-H Clothing Event & Share The Fun (James R. Johnson Stage)
7:00 pm.....	NTPA Truck & Tractor Pull (Grandstand)

Saturday - July 13

3:30 pm.....	Barrel Horse Competition (Horse Arena) (warm-ups begin at 1:30 pm)
7:00 pm.....	Casey Donahew with opener Drew Baldrige (Grandstand)

Sunday - July 14

3:00 pm.....	Central Iowa Truck Pullers (Grandstand)
5:30 pm.....	Woodcarving, Pallet Challenge & Quilt Auction (James R. Johnson Stage)

Check out our web page
& Facebook page
www.wrightcofair.com
www.facebook.com/WrightCountyFair

WELCOME

The Wright County District Junior Fair Board together with the merchants of Belmond, Clarion, Dows, Galt, Goldfield, Holmes, Renwick, Rowan, Woolstock & Eagle Grove take pride in announcing the annual Wright County District Junior Fair which will take place at the Fair Grounds in Eagle Grove, July 9 through July 14, 2024.

We have setup a program that is both educational & entertaining & have perfected plans to make this the most outstanding Fair that this county & adjoining counties have ever sponsored. We are proud to keep making the Fair the best around, an accomplishment that has been possible only because of the strong support that we receive from our youth, youth leaders, merchants & the many fine people who attend the Fair each year.

Officers & Directors of the Wright County District Junior Fair

President.....Rodney Legleiter
Vice-President.....Brad Grandgeorge
Manager.....Tricia Rosendahl
Treasurer.....Raechel Spangler
Secretary.....Allison Whaley

Directors - Terms Expire 2024

Matt Loux.....Rowan
Jeff Meyer.....Rowan
Matt Schreiber.....Eagle Grove
Allison Whaley.....Eagle Grove

Directors - Terms Expire 2025

Ben Buckner.....Renwick
Dan Goemaat.....Belmond
Raechel Spangler.....Eagle Grove
Lilian Swanson.....Galt

Directors - Terms Expire 2026

Angela Charlson.....Belmond
Brad Grandgeorge.....Eagle Grove
Rodney Legleiter.....Kanawha
Bre Wagner.....Eagle Grove
Corey Tweeten.....Woolstock

Wright County Extension Office

2302 Madison Ave., Suite B

Clarion, IA 50525

Phone 515-532-3453 • Fax 515-532-3415



Superintendents of Departments

Swine

Bre Wagner, Jeff Meyer

Beef

Matt Schreiber, Brad Grandgeorge

Sheep

Raechel Spangler, Jeff Meyer

Horse

Allison Whaley, Lilian Swanson

Goats

Raechel Spangler, Jeff Meyer

Alpaca

Raechel Spangler, Jeff Meyer

Small Animals

Angela Charlson, Rodney Legleiter,
Allison Whaley, Matt Loux

Pets

Extension Staff

Dog

Angela Charlson, Raechel Spangler

Open Horticulture

Mary Hawley

Open Arts & Crafts

Brittany Redenius

Queen Committee

Julie Schreiber, Paige Grandgeorge, Jenny Kreitlow

4-H Department

Paige Stewart, Paige Dagle,
Meg Sage, Sara Hunter

James R. Johnson Stage Entertainment

Fair Board

Exhibitor Buildings & Outside Exhibits

Tricia Rosendahl

Fair Veterinarian

Humboldt Vet Clinic

www.wrightcofair.com or
check us out on
Facebook & Instagram

4-H Club Leaders

North East Wright

Leigh Jass, Nicki Jass

Lake Clovers

Angela Charlson, Austin Charlson,
Angela Wharton, Jeanette Wenzel

Liberty Pathfinders

Lynn Seaba, Casey Howell

Wright County P.I.G.

Linzev Nosbush, Erin Morrical, Jenny Smith

Wright Warriors

Allison Whaley, Julie Schreiber

Horse Project Group

Victoria Homeyer

4-H & Youth Committee

Katie Meyer, Liz Christiansen,
Rhonda Benton, Sally Legleiter,
Paige Grandgeorge, Angela Wharton

County Council

Harley Charlson, Lea Charlson,
Keegan Eisentrager, Adelynn Howell, Logan Legleiter,
Ethan Schreiber, Quinn Whaley, Belle Wharton,
Kali Wharton, Tessa Waddingham

Wright County Extension Council

Molly Wilson, Rodney Legleiter, Abbey Canon,
Paige Grandgeorge, Breanna Wagner, Kevin Hadley,
Hillari Klaver, Miguel Angel Chavez, Mike Marshall

Ag-Ed FFA Advisors

Debbie Barkela, Angela Charlson, Jack Rowan

Claims for Injury

No claim for injury to any person or property shall ever be asserted nor suit instituted or maintained against the Wright County District Junior Fair, its officers, or their agents, by or on behalf of any person, firm, or corporation of their agents, representatives, servants, or employees having license or privilege to exhibit on the Fairgrounds or occupy any space thereon.

If any damage, loss or injury to person or property shall be approximately caused by reason of any neglect or willful act of any person, firm or corporation, their agents, representative, servants or employees having license or privilege to exhibit on said Fairgrounds, or occupying space thereon, the Wright County District Junior Fair shall in no manner be responsible therefore, & in case it be subjected to any expense or liability, all persons causing same or liable therefore shall indemnify the said Wright County District Junior Fair.

Smoke Free Policy

There will be absolutely NO SMOKING in ANY of the Fair Grounds Buildings. There will be absolutely NO SMOKING at ANY Grandstand Entertainment event in the Grandstand seating area.

Camper Fee Schedule

Call Fair Office for availability, 515-448-3351.

All fees must be paid before campers are set in spots. Spots may be filled no earlier than July 7 at 12:00 noon. All spots are assigned.

Location with electric hook-up \$200.00

For safety reasons open fires/fire pits are not permitted in the camping area. Use of charcoal/gas grills for cooking are permitted.

Use of 4 wheelers/golf carts on fairgrounds other than those used by the fair board are prohibited unless requested & authorized by fair board.

Grandstand Buttons

The Wright County Fair Board will be selling Grandstand Buttons. Price of the button is \$50 prior to the fair & \$50 at the fair which will cover all four events plus the Annual Fair Supper. Contact the Fair Office or any Fair Board Member.

Your 2024 Fair Board

Ben Buckner
Angela Charlson
Dan Goemaat
Brad Grandgeorge
Rodney Legleiter
Matt Loux
Jeff Meyer

Matt Schreiber
Raechel Spangler
Lilian Swanson
Corey Tweeten
Allison Whaley
Bre Wagner



Entertainment & Activities

Saturday, June 15

11:59 pm..... Fair Entry Deadline

Tuesday, July 9

9:00 am-1:00 pm..... Static Judging & Clothing/Fashion Judging. **All exhibitors must check-in by 12:00 noon.**

10:00 am-12:00 noon. Clover Kids Judging

2:00 pm..... Queen Candidate Judging

4:00-6:00 pm Enter all Open Arts & Crafts Exhibits
(4-H Building)

6:00 pm..... Judging Open Arts & Crafts

6:00 pm..... Wright County Fair Parade, sponsored by the
Eagle Grove Chamber of Commerce

6:00 pm-close..... Carnival, Scott Amusements
(wristbands 7:00-10:00 pm - \$20 in advance)

7:00 pm..... FREE Watermelon Feed (Greenwood Park)
sponsored by First Bank & the Eagle Grove Fareway
Store

7:00-10:00 pm..... Kids Zone Open featuring Kidz Science Safari

7:30 pm..... Recognition of Parade Grand Marshal, Scholarship
Recipients & 8th Annual Little Miss & Mister
Contest followed by Crowning of Wright County
Fair Queen (James R. Johnson Stage)

Wednesday, July 10

*Antique Tractors on display

7:00-8:00 am..... Horse Arena Open for warm-up

8:00 am Mandatory Horse Exhibitor Meeting

8:30 am Judging of 4-H & FFA Horse & Pony Show

8:30-11:30 am Enter all Open Horticulture Exhibit

**11:30 am-12:30 pm.. Vet Check & weigh-in for All Goats,
Sheep & Alpaca**

1:00 pm..... Judging of Open Horticulture Exhibits

1:00-1:45 pm Vet Check for all Poultry at Poultry Barn

1:00-9:00 pm Kids Zone Open featuring Kidz Science Safari

1:30-2:30 pm Poultry Check-in (**Note:** Must have Pollorum testing
done prior to check-in)

4:00 pm..... Judging of Dogs (Show Arena)

5:30 pm..... **10th Annual Honoring Our Veterans Program**

6:00 pm..... Malek's Fisherman Polka Band
(James R. Johnson Stage)

6:00-9:00 pm Commercial Building OPEN

6:00-9:00 pm 4-H Exhibit Building & Open Arts & Crafts
Building OPEN

6:00 pm-Close Carnival, Scott Amusements
(Wristbands 7:00-10:00 pm - \$20 in Advance)

Thursday, July 11

*Antique Tractors on display

6:00-7:30 am..... Vet Check for All Swine

6:00-7:30 am..... Vet Check for All Rabbits

6:30-8:30 am..... Mandatory Health Check-in for Rabbits
(In Rabbit Building) **All rabbits must be in cages.**

7:30-9:00 am..... Vet Check for All Beef including Bucket Calves

9:00-9:30 am..... Cattle Weigh-in

9:00 am-9:00 pm..... 4-H Exhibit Building & Open Arts & Crafts
Building OPEN

9:00 am Judging of Poultry

12:00 noon-9:00 pm... Commercial Building OPEN

12:30-1:30 pm Scale Open for Swine weight check (optional)

1:00 pm..... Judging of Rabbits

1:00 am-9:00 pm..... Kids Zone Open featuring Kidz Science Safari

3:00 pm-close..... Carnival, Scott Amusements
(wristbands 4:00-7:00 pm - \$20 in advance)

5:30 pm-done. Fair's Annual Supper sponsored by the Fair Board
(FREE with Grandstand button)
(James R. Johnson Stage Area)

5:30 pm..... Bill Riley Talent Show
(James R. Johnson Stage)

7:30 pm..... Wright Rodeo (Grandstand)
with Fireworks to Follow

Friday, July 12

*Chain Saw art demonstrations throughout the day

*Antique Tractors on display

7:00-9:00 am..... Prairie Energy Breakfast (James R. Johnson Stage)

7:00-9:00 am..... Swine Weigh-in

9:00 am Judging of Sheep followed by Dairy Cattle,
Goats & Alpaca

9:00 am-9:00 pm..... 4-H Exhibit Building & Open Arts & Crafts
Building OPEN

1:00 pm..... Kids Zone Open featuring Kidz Science Safari

12:00 noon..... Judging of Pets

12:00 noon-9:00 pm... Commercial Building OPEN

1:00 pm..... 4-H Communication Judging - Working Exhibits

1:00-3:00 pm. Kid's Day Event

3:00 p.m.-close..... Carnival, Scott Amusements
(wristbands 4:00-7:00 pm - \$20 in advance)

4:00 pm..... 4-H "Clothing Event" & "Share the Fun"
(James R. Johnson Stage)

7:00 pm..... NTPA Truck & Tractor Pull (Grandstand)

Saturday, July 13

*Chain Saw art demonstrations throughout the day

*Antique Tractors on display

8:00 amJudging of Swine

9:00 am-9:00 pm..... 4-H Exhibit Building & Open Arts & Crafts Building OPEN

9:00 am-12:00 noon..Wright County Farmers Market at the Fair (James R. Johnson Stage)

10:00 am-9:00 pm..... Commercial Building OPEN

10:00 am..... 4-H Communication Educational Presentation & Extemporaneous Speaking Judging (4-H Building)

1:00 pm..... Kids Zone Open featuring Kidz Science Safari

1:00 pm..... Showmanship Showcase

1:00 pm-close.....Carnival, Scott Amusements (wristbands 4:00-7:00 pm - \$20 in advance)

2:00 pm..... 4-H Mystery Bag Cooking Contest (4-H Building)

3:30 pm..... Barrel Horse Competition (Horse Arena) (Warm-ups begin at 1:30 pm)

4:00 pm..... State & Communication Recognition Picture (State Fair, Alternate, Outstanding 4th Grade, Clay County) (4-H Building)

4:30 pmGroup Picture of ALL 4-H & FFA members (meet at Show Arena) *Wear 4-H/FFA shirt

5:00 pm..... Barnyard Showdown (Show Arena)

7:00 pm..... Casey Donahew with opener Drew Baldrige (Grandstand)



Sunday, July 14

*Chain Saw art demonstrations throughout the day

*Antique Tractors on display

9:00 amJudging of Beef

12:00 noon-8:00 pm.. Kids Zone Open featuring Kidz Science Safari

11:00 am..... Ecumenical Worship Service - Grace Evangelical Free Church, Eagle Grove (James R. Johnson Stage)

11:30 am-gone..... FREE Sweet Corn Feed sponsored by Wright County Farm Bureau

12:00-6:00 pm 4-H Exhibit Building & Open Arts & Crafts Building OPEN

12:00-8:00 pm Commercial Building OPEN

12:30 pm..... Awards Presentation for Herdsmanship, 4H Premier Static Exhibitors and FFA Best of Show Exhibitors

1:00 pm..... Bucket Bottle Calf Show

1:00-8:00 pmCarnival, Scott Amusements (Final Day) (wristbands 4:00-7:00 pm - \$20 in advance)

3:00 pm..... Central Iowa Truck Pullers (Grandstand)

3:30 pm..... Kiddie Pedal Tractor Pull (James R. Johnson Stage)

5:30 pm..... Woodcarving, Quilt & Pallet Challenge Auction (James R. Johnson Stage)

6:00 pmRelease of 4-H Exhibits, Open Horticulture & Open Arts & Crafts

7:00 pm.....Release of all animals. Includes Bucket Calves & Novice Lambs.



Watch for Free Entertainment - Schedules Coming Soon

Wednesday • Thursday • Friday • Saturday • Sunday

Variety of Acts Throughout the Fair

www.wrightcofair.com or check us out on Facebook & Instagram

Rules Section

IMPORTANT: All livestock & static entries are due at 11:59 pm Saturday, June 15 online through FairEntry. The only late livestock entries that will be accepted will be by Thursday, June 20 at 11:59 pm & will automatically be charged a \$25 payment per person in addition to the entry fee. Absolutely "no" livestock entries will be accepted after 11:59 pm on Thursday, June 20.

1. Ribbons &/or banners will be awarded to the winners showing the placing won.
2. The Fair Management will use diligence to ensure the safety of stock of articles entered for exhibition after their arrival & placement, but under no circumstances will it be responsible for any theft, loss, injury or damage done to or occasioned by, or arising from any animal or article on exhibition, & the exhibitor shall indemnify the Fair Management thereof against all legal or other proceedings in regard therein. The Wright County Extension in cooperation with the Wright County Fair Board, accept exhibits & will exercise due care to protect them. However, the Extension & Fair Board cannot accept responsibility for loss or damage.
3. Entries in the 4-H & Junior Sections are open to members who are regularly enrolled in a Ag-Ed FFA Chapter or 4-H Club & reside in Wright County or adjoining counties.
4. A 4-H member must have at minimum completed the fourth grade to participate in the Wright County 4-H program & exhibit at the Wright County District Junior Fair. To exhibit at the Iowa State Fair, a member must have completed 5th grade.
5. 4-H & Ag-Ed FFA Livestock entries must be submitted online through FairEntry by June 15, 2024. No exhibit will be allowed to be judged if an entry has not been made by the deadline as stated above.
6. Premium checks will be mailed from the Fair Office after the Fair is over (this includes 4-H checks for other than in 4-H Exhibit Building). Exhibitors are responsible for cleaning livestock stalls or premium checks will be forfeited.
7. Advertising of any nature will be prohibited in all the Fair Buildings. The superintendent of each department will be held responsible for enforcement of this rule.
8. The Fair Management reserves to its board the final & absolute right to interpret those rules & regulations & arbitrarily settle & determine all matters, questions, & differences in regard thereto or arising out of, connect with or incident to the fair.
9. The Management reserves the right to amend or add to those rules as they, in their judgment, may deem advisable.
10. No commercial exhibits to be removed from Commercial Building until 8:00 pm Sunday, July 14.
11. Fair Management not liable for accidents or theft.
12. See sections on open show for specific rules in those departments.
13. Chance activities are discouraged.
14. **Consumption of alcoholic beverages will be allowed in the designated beer garden only. Alcoholic beverage consumption anywhere else on the fairgrounds is prohibited.**
15. **There will be absolutely NO SMOKING in ANY of the Fair Grounds Buildings.**

Junior Livestock Section Rules

IMPORTANT: All livestock entries are due at 11:59 pm online through FairEntry on Saturday, June 15. The only late entries that will be accepted will be by Thursday, June 20 & will automatically be charged a \$25 payment per person in addition to the entry fee. Absolutely "no" livestock entries will be accepted after 11:59 pm on Thursday, June 20.

1. Entries & entry fees must be made through the online FairEntry program on or before June 15, 2024. No entry will be allowed to be exhibited if this deadline or late entry deadline has not been met as stated above.
2. Entry fees will not be refunded on entries not shown.
3. All livestock must be in place by end of required check-ins & vet checks.
4. **All animals will be released at 7:00 p.m. Sunday, July 14. No animals will be released before 7:00 p.m. on Sunday without forfeit of all premium & extended premium money. Failure to comply with this rule (without written permission) will disqualify participant from exhibiting in 2025 fair.**
5. All entrants must bring hay & feed for livestock. Initial bedding is included in the entry fee. Additional bedding can be purchased at the fair office.
6. See each division for the number of entries allowed in each class.
7. Where less than three entries in a class, the judges shall place according to merit & premium paid accordingly. Champion & Reserve Champion straight ribbons will be awarded in breed & weight class divisions, if deserving.
8. All animals shown as purebred must be registered in 4-H online by May 15 & the papers must be in exhibitor's possession to be available if requested.
9. Substitute Showman - Excusing a member from personally exhibiting his or her animal defeats one of the important objectives of 4-H or FFA work. Hence the management does not approve the use of substitute showman except in extreme cases. If a 4-H member or FFA member is injured or is seriously ill at the time of the show or is involved in another Fair activity with a non-flexible schedule at which their presence is mandatory (i.e. another livestock show, queen contest, fashion revue), the member may make request for a substitute showman. The substitute showman must be a 4-H member or FFA member eligible to exhibit at the Fair & approved in advance of the show by the superintendent. An exhibitor who has more than one animal in a class need not secure approval for another eligible showman to exhibit one of his or her animals. However, it is expected that such cases will be brought to the attention of the clerk checking animals into the show ring.

10. Exhibitors must keep their stalls clear & clean & all waste must be thrown where indicated by the superintendent(s).
11. All stalls must be used for livestock. Reassignments of stalls not being used will be made by the Superintendent. Uniform stall cards will be provided by Extension office, if your club or chapter doesn't have their own stall cards.
12. Humboldt Vet Clinic will be the official veterinarian in charge of the livestock sanitation & will enforce the health requirements.
13. **It's the fair board's intent to showcase all livestock to the public until Sunday, July 14 at 7:00 pm. However, if the heat index poses a health concern for any animal the fair veterinarian & livestock superintendent will make the final decision regarding early release.**
14. **When young people are members of both FFA & 4-H, they shall plan & manage separate projects &/or SAE programs. Individuals may have the same area of experience in FFA & 4-H; however, individuals shall not identify, manage, keep records on or exhibit the same animals, plans, etc. in both organizations.**

4-H & FFA YOUTH FOR THE QUALITY CARE OF ANIMALS (YQCA)

All 4-H & FFA beef, dairy, poultry, goat, rabbit, sheep & swine exhibitors must hold current YQCA certification to be eligible to exhibit. YQCA certification must be on file when entries are due. The quality care/assurance programs is designed to help 4-H/ FFA animal & livestock project members understand their part in the production chain & ultimately produce a quality & safe food product. (www.yqcaprogram.org) **Hard copy of YQCA Certification is due to Extension Office by June 15.**

Iowa Youth Code of Ethics

Youth are expected to be sincere, honest & act in sportsmanlike ways at all times. Youth represent the entire program & their behavior reflects on their parents, leaders, club & the entire youth program. All adults involved with the youth program, leaders as well as parents, are expected to set positive examples & serve as positive role models by what they say & do. Any youth who breaks the code of ethics or allows another person (adult or peer) to talk them into violating the code of ethics agrees to forfeit all prizes, awards, & premiums. The youth may also be prohibited from exhibiting at this & future exhibitions including the Iowa State Fair & other county, state or regional exhibitions.

Youth agree to follow these guidelines:

1. I will do my own work, appropriate for my age & physical & mental development. This includes research & writing of exhibit explanations, preparing exhibits (such as sewing, cooking, refinishing, etc.), care & grooming of animals, etc. Adult assistance should help guide & support me, not do it for me.
2. All exhibits will be a true representation of my work. Any attempt to take credit for other's work, alter the conformation of animals, or alter their performance is prohibited. Copyright violation or allowing others to complete your exhibit is considered misrepresentation & is prohibited.
3. I will treat all people & animals with respect. I will provide appropriate care for animals.
4. I will present exhibits that are safe for consumption. All food exhibits will be safe to exhibit & for judges to evaluate. Other exhibits will be safe for judges to evaluate & for exhibition.
5. All food animals that may be harvested immediately following the show shall be safe for consumers, & shall have met all withdrawal times for all medications, & be free of violative drug residue.
6. If any animal requires medical treatment while at the fair or exhibition, only the official fair veterinarian may administer the treatment. All medications that are administered shall be done according to the label instructions of the medication used.
7. My animal's appearance or performance shall not be altered by any means, including medications, external applications & surgical procedures. Any animal that is found to have changed its appearance or its performance shall be disqualified from the show, & have penalties assessed against the exhibitor, parent &/or guardian by the management of the fair or exhibition.
8. I will follow all ownership & possession rules &, if requested, will provide the necessary documentation.
9. I will follow all livestock health requirements for this fair or exhibition, according to the state health requirements as printed in the premium book for the fair or exhibition. I will provide animal health certificates from a licensed veterinarian upon request from the management of the fair or exhibition.
10. By my entering an animal in this fair or exhibition, I am giving consent to the management of the fair or exhibition to obtain any specimens of urine, saliva, blood, or other substances from the animal to be used in testing. If the laboratory report on the analysis of any sample indicates a presence of forbidden drugs, this shall be evidence such substance has been administered to the animal either internally or externally. It is presumed that the sample tested by the laboratory to which it is sent is the one taken from the animal in question, its integrity is preserved & all procedures of said collection & preservation, transfer to the laboratory & analysis of the sample are correct & accurate & the report received from the laboratory pertains to the sample taken from the animal in question & correctly reflects the condition of the animal at the time the sample was taken, with the burden on the exhibitor, parent &/or guardian to prove otherwise.
11. I am responsible for my exhibit & I will not allow others to violate this code on my behalf. By my entering an exhibit in this fair or exhibition I will accept any disciplinary action taken by the management of the fair or exhibition for any violation of this code of ethics & any other rules of competition of the fair or exhibition without recourse against the fair or exhibition.
12. I want my exhibit to be an example of how to accept what life has to offer, both good & not so good, & how to live with & learn from the outcome.
13. I will not be involved in any illegal activities while participating in 4-H & FFA events, including but not limited to alcohol, tobacco or drug use.

Complaint Procedure

When participating in the fair, rules & protocols are set to ensure safety & integrity for all participants. To ensure consistency & fairness, a process is necessary to respond to & resolve issues or complaints in those situations when 4-H or FFA members &/or families fail to abide by outlined rules in the Wright County District Junior Fair Book. The following process will be used to resolve a protest, complaint or appeal filed around a competitive event or other fair related issues as they may arise.

General Rules:

- Only the 4-H or FFA member & their parent/guardian may file a complaint. The member must have been entered & participated in the same project area or department to file a protest or complaint.
- The burden of proof lies with the individual filing the complaint, not the individual the complaint is filed against. If a decision is appealed, the burden of proof lies with the individual(s) filing the appeal.
- There will be times immediate decisions will be needed. In these cases, a committee will have the authority to provide a quick response or take needed action to resolve the issue.
- If there are costs incurred to resolve the complaint filed, the complainant will pay any & all fees (e.g. testing costs). The fee will be refunded in the event a complaint is founded or upheld.
- Upon receiving a formal written protest or complaint, the Complaint Committee (outlined below) will promptly investigate the complaint.
- The complaint committee will consist of the following make-up of members: Fair Board Executive committee & superintendent(s) of that department. The 4-H leader or FFA advisor may be involved as needed.
- Once a decision is determined by the committee, both parties will be notified in a timely manner & provided reasoning for the decision. If the decision is found against the individual the complaint is filed against, they have five days to file an official appeal. The appeal process documentation can be picked up in the Wright County Fair Office.

Official Complaint Process:

1. All complaints must be in writing using the Wright County District Junior Fair Complaint Form from the fair office. The following information will be included: Name of person involved, date & time of the incident, cause of protest or complaint, action or rule in question, any documentation of situation, signature & contact information for complainant. **No verbal or informal protests or complaints will be accepted.**
2. All complaints must be filed in the Wright County Fair Office within 24 hours of the incident using the designated form.
3. A deposit fee of \$100 must accompany the completed complaint form. This fee will be refunded in the event a complaint is founded or upheld.

Extended Premium Program for Livestock

As everyone is aware the livestock processing industry is rapidly changing, some things for the good & some things we are not in favor of. Finding an end-user with a fair price for several species is getting more difficult every year.

2020 gave a challenge in the fact that we were not able to have the livestock auction at the modified fair. In lieu of this auction, the fair board began the Extended Premium Program for exhibitors. Many donors contributed & all monies collected were given back to livestock exhibitors on a pro-rated basis. The following year the program collected even more money that was turned right back around to all livestock exhibitors at the fair.

The fair board received numerous notes of appreciation from exhibitors of all species for receiving these extended premiums. Overall, it was a positive & encouraging way to reward the exhibitors. We also heard success stories of exhibitors working with family & friends to provide quality meat to them at a fair price to the seller & buyer. It resembles the farm to fork concept & image that all livestock producers desire the general public to understand. This is a great opportunity for the exhibitors to see their project full circle if they so desire.

Now is the time to begin marketing your livestock project instead of trying to find a source after the 2024 Wright County Fair. We are in communication with a local locker to secure spots for animals at the completion of the fair. More information will be provided as it is available. If you are having trouble marketing your animal, please contact the Superintendent of your department & they will help.

Entries Section

Species	Entry Limit	Entry Fee
Alpaca	3 individuals	\$6.00 per entry
Breeding Beef	2 per class	\$10.00 per entry
Market Beef	3 per individual	\$10.00 per entry
Dairy Cattle	2 per class	\$10.00 per entry
Goats	No limit	\$6.00 per entry
Market Hogs	No limit	\$6.00 per entry
Pen of Three - Hogs	No limit	\$6.00 per entry
Purebred Breeding Gilt	No limit	\$6.00 per entry
Commercial Breeding Gilt	No limit	\$6.00 per entry
Breeding Sheep	No limit	\$6.00 per entry
Yearling Purebred Ewe	No limit	\$6.00 per entry
Market Sheep	No limit	\$6.00 per entry
County Market Lamb	No limit	\$6.00 per entry
Pair of Ewes	No limit	\$6.00 per entry
Horse (halter - performance)	1 per class	\$4.00 per entry
Horse (knowledge quiz)	1 per class	\$4.00 per entry
Horse (versatility)	All 4 classes - 1 entry fee	\$4.00 per entry
Poultry	No limit	\$2.00 per entry
Rabbits	3 per class	\$2.00 per entry
Pets	2 per class	\$2.00 per entry
Dog	2 Dogs	\$2.00 per entry

Deadline for all 4-H & FFA entries due online through FairEntry by Saturday, June 15 at 11:59 pm or late fee by Thursday, June 20 at 11:59 pm.

2024 HEALTH REQUIREMENTS FOR THE EXHIBITION OF LIVESTOCK, POULTRY & BIRDS AT THE WRIGHT COUNTY FAIR


ANY EVIDENCE OF WARTS, RINGWORM, FOOT ROT, PINK EYE, DRAINING ABSCESES OR ANY OTHER CONTAGIOUS OR INFECTIOUS CONDITION WILL ELIMINATE THE ANIMAL FROM THE SHOW.

No individual Certificate of Veterinary Inspection will be required on Iowa origin animals or poultry exhibited at County 4-H/FFA Fair, but the animals must be inspected when unloaded or shortly thereafter by an accredited veterinarian. Swine are required to be inspected either before being unloaded or before leaving a designated isolation and inspection area (prior to mixing with any other pigs). All animals moving from out of state into an Iowa county 4H/FFA Fair must meet Iowa Animal and Livestock Importation requirements. Each show must have an official veterinarian.

Quarantined animals or animals from quarantined herds cannot be exhibited.

Official identification listed on a Certificate of Veterinary Inspection required for all cattle and bison of any age coming in from out of state used for rodeos, recreational events,

SWINE:

All swine must originate from a herd or area not under quarantine and must be individually identified. All swine are required to have individual official identification. All 4-H and FFA tags bearing the US shield  are official identification tags.

Swine originating outside of Iowa. All exhibitors must present a test record and Certificate of Veterinary Inspection that indicate that each swine has had a negative test for pseudorabies within 30 days prior to the show (individual show regulations may have more restrictive time restrictions), regardless of the status of the herd, and show individual official identification on test report. Electronic identification will not be considered official identification for exhibition purposes.

Swine exhibition requirements. "Swine exhibition" means an exhibit, demonstration, show, or competition involving an event on the state fairgrounds, a county fair, or other exhibition event. The sponsor of the exhibition must retain an Iowa licensed veterinarian to supervise the health of the swine at the exhibition location. The sponsor must electronically file the approved registration form and obtain approval from the state veterinarian at least 30 days before the event. The registration form includes the name of the exhibition and the address and telephone number of its location; the name, address and telephone number of the veterinarian; and the date of the planned exhibition. Sales of swine will not be allowed unless the event has been registered and received approval from the state veterinarian 30 days prior to the event.

Swine exhibition report required. The sponsor of the swine exhibition shall electronically submit to the department the approved report form within five business days after the conclusion of the exhibition. The form includes the name of the exhibition and the address and telephone number of its location; the name, address and telephone number of the veterinarian; the date that the exhibition occurred; the name, address and telephone number of the owner of the swine; and the address and telephone number of the premises from which the swine was moved after the exhibition if such premises is a different premises.

SHEEP & GOATS:

All sexually intact sheep must have an individual Scrapie Flock of Origin identification tag (Ex. IA1234-5678) or another official Scrapie tag. All sexually

intact goats must be identified with an individual Scrapie Flock of Origin identification tag (Ex. IA1234-5678), another official Scrapie tag, or by an official tattoo registered with USDA (to register, call 1-866-USDA-TAG; 1-866-873-2824). Wethers less than 18 months of age are required to have an individual identification and a Scrapie tag may be used, but a Scrapie tag is not required.

POULTRY & BIRDS:

All poultry exhibited must come from U.S. Pullorum-Typhoid clean or equivalent flocks, or have had a negative Pullorum-Typhoid test within 90 days of public exhibition and the test must have been performed by an authorized tester. (SEE GENERAL SECTION I.B) **Please note: Poultry purchased from a hatchery and raised for exhibition are not exempt from Pullorum-Typhoid testing requirements.**

However, "Market Classes" of poultry consigned to a slaughter establishment are exempt from the Salmonella testing requirements. "Market Classes" of poultry must be separated from all other poultry by a distance of ten or more feet and/or an eight-foot-high solid partition.

DOGS & CATS:

All dogs and cats exhibited must have a current rabies vaccination certificate.

FARM DEER

Accredited veterinarians must be approved to administer tuberculosis tests on Cervidae.
--

"Cervidae" means all animals belonging to the cervidae family, and "CWD susceptible cervidae" means whitetail deer, blacktail deer, mule deer, red deer, elk and moose. Native Iowa Cervidae may be exhibited without other testing requirements when accompanied by a Certificate of Veterinary Inspection that lists individual official identification.

All Cervidae must have been part of the herd of origin for at least one year or were natural additions, or must have originated from a chronic wasting disease monitored or certified herd in which these animals have been kept for at least one year or were natural additions. Cervidae originating from a herd with a diagnosis, signs, epidemiological evidence, or area under quarantine for chronic wasting disease may not be exhibited. The following statement must appear on the Certificate of Veterinary Inspection:

"All Cervidae on this certificate have been part of the herd of origin for at least one year or were natural additions to this herd. There has been no diagnosis, signs, or epidemiological evidence of chronic wasting disease in this herd for the past year."

THE DECISION OF THE OFFICIAL SHOW VETERINARIAN WILL BE FINAL.

Junior Section

Alpaca

Raechel Spangler & Jeff Meyer - Superintendents

Schedule:

May 15	Deadline for IDs in 4-H Online/FFA ID Sheets
June 15	Deadline for entries in FairEntry & YQCA Certification
Wednesday, July 10	
11:30 am to 12:30 pm	Mandatory Vet Check prior to unloading
Friday, July 12	
9:00 am	Sheep, Dairy, Goat & Alpaca Show
Sunday, July 14	
7:00 pm	Alpacas are released

General Alpaca Rules:

1. The Rules Section & Junior Livestock Section Rules listed in the fair book apply in this department.
2. See General Rules for health requirements on pages 9-10.
3. Exhibitors must wear appropriate attire: official 4-H or FFA t-shirt or white blouse or shirt with the 4-H or FFA emblem with dark pants & hard soled shoes & no hats.
4. **Alpacas must be on the grounds before 12:30 pm on Wednesday, July 10.**
5. Alpacas of any color or breed may be shown.
6. No fully intact males will be allowed to be shown.
7. You may enter up to 3 animals per exhibitor.
8. The Alpaca judging will follow the Goat Show.
 - a. The course will be set by superintendents.
 - b. Alpacas will be judged on appearance (clean, well shorn & presentable)

Class Numbers:

- 0101 Obstacle Course
- 0102 **Costume Class (see rules on page 27)**

Awards:
 Grand Champion Alpaca..... Banner
 Reserve Grand Champion Alpaca Banner

Premiums:

Purple	Blue	Red	White
\$5.00	\$4.00	\$3.00	\$2.00

Beef

Matt Schreiber & Brad Grandgeorge - Superintendents

Schedule:

December 2023
 February 1, 2024
May 15, 2024

June 15, 2024

Thursday, July 11, 2024

7:30 a.m. – 9:00 a.m.

9:00 a.m. – 9:30 a.m.

Saturday, July 13, 2024

Half hour after Lil' Squealers but not before 1:00 p.m.

Sunday, July 14, 2024

9:00 a.m.

7:00 p.m.

All Market Beef must be weighed at a county weigh-in

All market beef weigh-in information entered in 4-H Online

All breeding beef must be identified through 4-H Online or through FFA ID sheets

All beef class entries must be made through FairEntry & YQCA Certification

Mandatory – Vet Check prior to unloading

Market beef weigh-in/Breeding beef ID verification

Showmanship Showcase

Beef Show

Beef released

Special Rules:

1. All beef will be checked in by the official fair vet prior to unloading on Thursday, July 11 from 7:30-9:00 a.m.
2. The Rules Section & Junior Livestock Section Rules listed in the fair book apply in this department.
3. See page 26 for Showmanship Showcase. Beef showmanship will be held during the Showmanship Showcase & not during the beef show.
4. Individual animals must be identified as either a 4-H or FFA project. They may not be identified as both.
5. Identification sheets must be correct & complete by either February 1st for Market Beef or May 15 for Breeding Beef.
6. Stalls will be assigned by beef superintendent. All animals must be housed in designated stalls or forfeit all premiums earned.
7. Regarding substitute showman, see Junior Livestock Section Rules.
8. Painting or dyeing of beef projects will not be permitted. Any animal showing evidence of painting or dyeing (including hooves) will not be allowed to show in the championship and will forfeit premiums.
9. No artificial tail heads or tail fins will be permitted.
10. Grooming chutes should be placed in grooming barn or designated area.
11. All market beef must be weighed within 1/2 hour of completion of check-in on Thursday, July 11. No re-weighs will be permitted. Breeding Beef tattoos/IDs will be checked during weigh-in.
12. The order of the show will be posted outside the beef barn on the bulletin board on Saturday, July 13. Notify superintendents of any changes by 6:00 pm Saturday.
13. Exhibitors are asked to keep their stalls clean & in an orderly fashion for the duration of the fair.
14. Any artificial means of removing or remedying physical defects of conformation in animals exhibited will be considered as fraud & deception. No unnatural means of providing an animal food, water or other fluid (i.e. stomach pump, IV) will be allowed. All animals giving evidence of such treatment will be barred from exhibition at the Wright County Fair.
15. All fans must be fastened up in the cattle barn.
16. Livestock must stay in barns overnight.
17. West side fans blow north – east side fans blow south.

Breeding Beef Heifer

1. Calves must have been born between September 1st, 2022 & December 31st, 2023.
2. No animal purchased after May 15, 2024 can be shown.
3. Breeding beef classes are judged based on breed type, performance & potential productivity.
4. Entries are open to breed classes listed. Proof of registration must be shown to Superintendent at weigh-in time. Bring to scale area.

5. Heifers MUST have a tattoo listed (both registered & commercial); calfhood vaccination is not acceptable identification as the primary tattoo. Secondary method of identification for ALL breeding beef is needed. This can be a calfhood vaccination number or an official 4-H ear tag if the animal is not registered. Reference 4-H 202 document for acceptable forms of ID.
6. A class of commercial breeding heifer is available for crossbred & non-eligible purebred heifers.
7. The breeding heifer will be judged on the basis of the purple, blue, red & white ribbon groupings.
8. There shall be no minimum number of entries per class. However, the awarding of a breed champion ribbon will be the decision of the judge.
9. All breed champions will compete along with the Champion Commercial Heifer for Grand Champion breeding heifer.

Premiums:			
Purple	Blue	Red	White
\$7.00	\$6.00	\$5.00	\$3.00
Class Numbers:			
0201	Angus	0212	Maine-Angus
0202	All Other Breeds	0213	Miniature Hereford
0203	Charolais	0214	Polled Hereford
0204	Charolais Percentage	0215	Red Angus
0205	Chianina	0216	Red Angus Foundation
0206	Gelbvieh	0217	Salers
0207	Horned Hereford	0218	Shorthorn
0208	Limousin	0219	Shorthorn Plus
0209	Lim- Flex	0220	Simmental
0210	High Percentage Maine-Anjou	0221	Foundation Simmental
0211	Maintainer	0222	Commercial

Cow/Calf Pair

***A division for cow/calf pairs will be available during the breeding heifer portion of the show. All cow/calf pairs, regardless of breed, will be shown together.**

Class Numbers:	
0329	Cow/Calf Pair
Champion Cow/Calf Pair	Banner
Reserve Champion Cow/Calf Pair	Rosette

Grand Champion Breeding Heifer	Banner
Reserve Grand Champion Breeding Heifer.....	Banner
Wright County Breeding Beef Heifer.....	Banner

Wright County Born & Raised Breeding Beef Heifer Champion: Class will be held after the selection of the Grand & Reserve Champion Overall. The class will only take place if the Grand & Reserve Champion do not qualify for the County Born & Raised Champion. If neither Grand or Reserve Champion qualify all those that do will be brought into the ring for the selection of the County Born & Raised Champion. ****If entry numbers warrant, this class may be subdivided.**

Market Beef

1. Exhibits must be on the grounds by scheduled time of vet inspection, Thursday, July 11, 2024 unless alternate arrangements have been made with Beef Superintendent.
2. No entry fee will be charged in any class that premiums are not paid.
3. All market beef halter classes must be de-horned.
4. All individual market beef calves must have been weighed & positively identified by February 1, 2024 to be eligible to show.
5. Market beef (heifers or steers) weighing under 1,050 lbs. will be classified as feeder cattle. Those animals classed as feeder cattle will show in a separate feeder cattle class & will not be eligible for Grand or Reserve Champion honors.
6. Market steers will be shown by weight determined on Thursday, July 11, 2024. Market steers will be divided into divisions of approximately equal numbers & with approximately equal classes in each division. Champion & Reserve Champion of each division will be selected to be shown for Grand & Reserve Grand Champion Market Steer.
7. A market heifer class will be held, regardless of number of entries. The class winner shall be deemed Grand Champion Market Heifer & Reserve Champion Market Heifer & will be eligible to show for Grand & Reserve Grand Champion Market Beef.

- Market beef will be placed on individual merit from a market standpoint, taking into consideration quality grade, desirable type, finish, cutability, & performance of the animals. Rate-of-Gain information on each calf will be made available to the judge. Steers will qualify for purple & blue award groups only if they have had an average daily gain of 2.3 lbs per day or more from the beginning weigh date to the Wright County District Junior Fair weigh date. Market heifer must have a minimum of 2.1 lbs per day average daily gain.
- The calves will be judged on the basis of purple, blue, red & white ribbon groupings. Weight division champions & reserve champions will be awarded special ribbons.

Premiums:

Purple	Blue	Red	White
\$7.00	\$6.00	\$5.00	\$3.00

Class Numbers:

0430 Market Steer

Champion Market Steer.....	Banner
Reserve Champion Market Steer	Banner

0431 Market Heifer

Champion Market Heifer.....	Banner
Reserve Champion Market Heifer	Banner

Returning Beef

0533 Market or Breeding Beef raised from a bottle/bucket calf

A bottle/bucket calf shown in a previous Wright County Bottle/Bucket Show is eligible for this class. The returning bottle/bucket calf must have been shown & owned by the same showman the previous year in the Bottle/Bucket Calf Show.

Owner must be currently enrolled in a 4-H Beef project in Wright County.

Rate-of-Gain

Rate-of-Gain – The top ten Rate-of-Gain market calves shall receive a ribbon appropriate to their placing in the class (No FairEntry needed)

Champion Rate-of-Gain.....	Banner
Supreme Grand Champion Market Beef.....	Banner
Supreme Reserve Grand Champion Market Beef.....	Banner
Wright County Born and Raised Champion Market Beef	Banner

Wright County Born & Raised Market Beef Champion: Wright County Market Beef Class will be held after the selection of the Supreme Grand and Supreme Reserve Champion Overall. The class will only take place if the Supreme Grand and Supreme Reserve Champion do not qualify for the County Born and Raised Supreme Champion. If neither Grand or Reserve Champion qualify all those that do will be brought into the ring for the selection of the Wright County Born and Raised Champion.

0736 Beef Animal Costume Class (see rules page 27)

Bucket/Bottle Calf
Sunday, July 14, 2024 at 1:00 pm

Raymond Houck, Larry & Shorty Anderson, Dana Lindvall
Sponsored by Wright County Farm Bureau & the Wright County Cattlemen

- Exhibits must be on the grounds for vet check on Thursday, July 11 from 7:30 to 9:00 am. Bucket calves must stay in the barn until 7:00 pm on Sunday.
- The project is open to any Wright County youth who have completed kindergarten through age 12, based on birthdays as of September 15 of the previous year. Participants do not have to currently belong to a 4-H Club.
- Any newborn or orphan calf (steer or heifer, beef or dairy) that is born between March 1 & June 1 may be shown. Animals must be identified with the Farm Bureau Office by 4:00 pm on June 1st. Individuals may identify up to three calves, but only one will be allowed to be exhibited at the Fair.
- The calf must be bucket or bottle-fed.
- The show will be divided into classes based on the age of the exhibitor.
- Each exhibitor will also be interviewed in regard to the management & care of the calf as part of the judging process. This interview will be prior to the Fair at a date & time to be announced later.
- No premiums will be awarded. All participants will receive a participation trophy with the top two youth in each age division receiving Outstanding Rosettes.
- A list of potential buyers will be available for those interested in selling their animals.
- Bucket/Bottle Calf judging will be Sunday, July 14 at 1:00 pm. There is no entry fee for this class.

Dairy Cattle

Raechel Spangler & Jeff Meyer, Superintendents

Schedule:

May 15	Deadline for IDs in 4-H Online/FFA ID Sheets
June 15	Deadline for entries in FairEntry & YQCA Certification
Thursday, July 11	
7:30 am to 9:00 am	Mandatory Vet Check
Friday, July 12	
9:00 am	Sheep, Dairy, Goat & Alpaca Show
Sunday, July 14	
7:00 pm	Dairy Cattle are released

General Dairy Cattle Rules:

1. The Rules Section & Junior Livestock Section Rules listed in the fair book apply in this department.
2. See General Rules for health requirements on pages 9-10.
3. Exhibitors must wear appropriate attire: official 4-H or FFA t-shirt or white blouse or shirt with the 4-H or FFA emblem with dark pants & hard soled shoes & no hats.
4. Dairy cattle showmanship will take place during the Dairy Cattle show. See rules on page 27.
5. **All dairy cattle must be on the grounds for the vet check times.**
6. Calves in the dairy department may be either purebred or commercial & must have been born after September 1, 2022 & before March 1, 2023.
7. Heifers in the yearling class may be either purebred or commercial & must have been born after September 1, 2021 & before August 30, 2022.
8. If more than five commercial or purebred animals are entered in a particular class, the class will be divided into a purebred class & a commercial class.
9. The Dairy Cattle show will follow the Sheep Show.
10. No entry fee will be charged in any class that premiums are not paid.

Class Numbers:

- 0701 Heifer Calf
0702 Yearling Heifer
0703 Cow in Milk

Grand Champion Dairy Banner
Reserve Grand Champion Dairy Banner

0804 Dairy Animal Costume Class (see rules on page 27)

Premiums:

Purple	Blue	Red	White
\$6.00	\$6.00	\$4.50	\$3.00

Dog Department

Angela Charlson & Raechel Spangler, Superintendents

Schedule:

May 15	Deadline for IDs in 4-H Online/FFA ID Sheets
June 15	Deadline for entries in FairEntry
June 15	Paperwork must be completed in FairEntry or turned in to the Extension Office
Friday, July 14	
12:00 noon	Dog Judging Check-in time: 11:30 am

General Dog Rules:

1. Only dogs identified on the Dog Identification form by May 15 of the current year may exhibit.
2. All dogs must be on leash. Dogs must not be taken near other livestock or into exhibit buildings on the fairgrounds.
3. Dogs will not be housed at the fairgrounds. They are to be brought & returned home on show day.
4. Dogs must have proof of current rabies & distemper vaccination. Exhibitors must have a veterinarian's certificate with them showing the dates of immunization or certificate present at the time of entry.
5. Classes are listed in order of Novice to Advanced. Dog & handlers advance in classes as a team. Once a dog & handler have advanced in class, they cannot enter a less advanced class.

6. No coloring or painting of dogs is permitted. If this rule is not followed, it may result in disqualification of the exhibit.
7. Exhibitors must wear appropriate attire: official 4-H or FFA t-shirt or white blouse or shirt with the 4-H or FFA emblem with dark pants & hard-soled shoes & no hats.

Division 301 - Dog Obedience

Class Numbers & Class Description

30100 Intro Obedience Class: First year exhibitor with first year dog only. Dogs will complete the following exercises on leash: Heel, Figure 8, Sit for examination, Recall (no finish), Long sit (1 min.) Long down (1 min.) Dogs must not have earned any obedience title through AKC, UKC, etc

30101 Beginners Novice A: For dog and handler team in their 2nd year of training. Dog and handler teams may only enter this class 1 year. Dogs will complete the following exercises: heel, figure 8, sit for exam on leash, sit/stay while handler walks the ring, and recall (no finish) off leash. Dogs must not have earned any obedience title through AKC, UKC, etc.

30102 Beginners Novice B: For dog and handler team, where either the dog has had previous training, but this is the first year for the exhibitor, or for an exhibitor with experience, but this is the first year for the dog. Dogs will complete the following exercises: heel, figure 8, sit for exam on leash, sit/stay while handler walks the ring, and recall (no finish) off leash. Any dog that has earned a 'PCD' level title or higher, before January 1, of the current year, is not eligible to enter this class.

30103 Preferred Novice: For dog and handler team in 3rd year of training or greater. Dogs will complete the following exercises: heel and figure 8 - on leash, stand for examination, heel free, stay (sit or down) while handler walks the ring, and recall with finish - all off leash. Any dog that has earned a 'PCD' level title or higher, before January 1, of the current year, is not eligible to enter this class.

30104 Novice: For dog and handler team in 4th year of training or greater. Dogs will complete the following exercises: heel and figure 8 - on leash, stand for examination, heel free, recall with finish, group sit (3 min.) & down (5 min.) - all off leash. 30106 Graduate Novice - for dogs and handler team in 5th year of training or greater. Dogs will complete the following exercises: heel free, figure 8, stand for examination, drop on recall, dumbbell recall, dumbbell recall over high jump, recall over broad jump, group sit (3 min.) & down (5 min.) - all off leash.

A Grand and Reserve Champion will be chosen at each class level.

Division 302 - Showmanship (Handling)

Class Numbers & Class Description

30201 Junior Handler—Junior 4-H Exhibitors

30202 Intermediate Handler—Intermediate 4-H Exhibitors

30203 Senior Handler—Senior 4-H Exhibitors

Grand Champion and Reserve - Showmanship - Purple and Lavender Rosette

Division 303 – Dog Agility

30301 Pre Novice Agility

30302 Novice Agility: For 2nd year.

30303 Open Agility: For 2nd year or greater.

Division 304 – Rally

30410 Rally Novice A: For dogs or exhibitors in their first year of rally training. All exercises are performed on leash at 10-15 different stations. Exercises may include, but are not limited to, jumping exercises.

30111 Rally Novice B: For dogs in their 2nd or 3rd year of rally training. All exercises are performed on leash at 10-15 different stations. Exercises may include, but are not limited to, jumping exercises.

30112 Rally Intermediate: For dogs in their 3rd or 4th year of rally training or for a dog who has earned any Rally Novice title (AKC, UKC, etc). All exercises are performed on leash. There will be between 12-17 stations with a minimum of three advanced level stations

30113 Rally Advanced: For dogs with 4 or more years of rally training or for a dog who has earned any Rally Intermediate title. All exercises are performed OFF leash. There will be between 12-17 stations with a minimum of three advance level stations and a minimum of one jump.

Premiums:

Purple	Blue	Red	White
\$3.00	\$2.00	\$1.50	\$1.00

Goats

Raechel Spangler & Jeff Meyer, Superintendents

Schedule:

May 15	Deadline for IDs in 4-H Online/FFA ID Sheets
June 15	Deadline for entries in FairEntry & YQCA Certification
Wednesday, July 10	
11:30 am to 12:30 pm	Mandatory Vet Check & Weigh-in
Friday, July 12	
9:00 am	Sheep, Dairy, Goat & Alpaca Show
Saturday, July 13	
Half hour after Lil' Squealers, not before 1:00 pm	Showmanship Showcase
Sunday, July 14	
7:00 pm	Goats are released

General Goat Rules:

1. The Rules Section & Junior Livestock Section Rules listed in the fair book apply in this department.
2. Goat showmanship will take place during the Showmanship Showcase. See rules on pages 27-28.
3. See General Rules for health requirements on pages 9-10.
4. Exhibitors must wear appropriate attire: official 4-H or FFA t-shirt or white blouse or shirt with the 4-H or FFA emblem with dark pants & hard soled shoes & no hats.
5. All goats must be on the grounds by 12:30 pm Wednesday, July 10.
6. The dairy goat classes will include any breed, purebred & grade.
7. Horns:
 - a. Meat: Exhibitors will be required to have horns disbudded, dehorned or tipped blunt on all market goats before arrival on the fairgrounds. Removal of horn on fairgrounds is NOT permitted.
 - b. Dairy animals with natural horns shall not be shown.
8. Junior does are goats born after July 2023 & not in milk. If they are in milk, they must show with the senior does.
9. No limit on entries.
10. No buck goats may be shown.
11. Goat Judging will follow the Dairy Cattle Show.
12. Goats may be shown in one of four categories:
 - a. Dairy goats
 - b. Mohair goats
 - c. Meat goats – all breeds are eligible, wethers or does may be shown
 - d. Breeding meat goats
13. All sexually intact goats must be identified with an individual Scrapie Flock of Origin identification tag or by an official registered tattoo.
14. In the meat goat classes, all wethers must have all their milk teeth present. No adult teeth will be allowed.
15. Additional categories may be added at the discretion of the Superintendents.
16. Bracing is allowed. However, all goats must have four feet on the ground in the show ring at all times. Lifting feet off the ground, placing them on any support or altered ring surface is not acceptable. Exhibitors will receive one warning if they are found lifting or slapping goats. Second offenses will result in automatic exhibitor disqualification from the goat show.
17. Injection, drenching or application of any substance per rectum is prohibited. Further, the application of any substance to or near the tail or anus is prohibited. Animals showing any signs of being unethically fitted will be disqualified & exhibitors may face further repercussion.
18. Exhibitors are expected to care for their goats in an acceptable manner. NO MUZZLES OF ANY TYPE ARE ALLOWED! Any abusive care including slapping or excessive modification of meat goats will be grounds for disqualification at the discretion of the show officials.
19. Drenching will not be allowed. Some of the products being used are not labeled for animal use. There are quality assurance issues involved with this practice. If there are health concerns involved regarding dehydration, the Wright Co. Fair vet should be contacted.
20. Breeding meat goat does will be shown by weight instead of age – birthdate will be used to split does under 1 year of age & over 1 year, then weight used to split individual classes.
21. Fitting will be allowed. Painting, powdering, dyeing & use of color agents is NOT allowed. Animals which show evidence of this will not be permitted into the show ring. Any meat goat is subject to wiping with a towel to check for color or coloring agents prior to entering the show ring or upon completion of a class. If a color or coloring agent rubs off an animal rubbed with either a towel or hand, that animal will be disqualified.

Class Numbers:

Dairy Goat Classes:

0801 Junior Doe – Under 1 yr., not in milk

- 0802 Intermediate Doe – 1 yr. & under 2 yrs., not in milk
- 0803 Senior Doe – 2 yrs. & older; in milk (Does in milk or that have freshened)

Mohair Goat Classes:

- 1108 Junior Doe – Born after January 1, 2024
- 1109 Intermediate Doe – Born after July 2022 & before January 1, 2024
- 1110 Senior Goats – Two years old or older

Meat Goat Class:

- 0904 Market wether or does born after July 1, 2023

Breeding Meat Goat Class:

- 1005 Junior Doe – Under 1 yr.
- 1006 Intermediate Doe – 1 yr. & under 2 yrs.
- 1007 Senior Doe – 2 yrs. & older

1211 Goat Animal Costume Class (see rules page 27)

Awards:

Grand Champion Dairy Goat.....	Banner
Reserve Grand Champion Dairy Goat.....	Banner
Grand Champion Meat Goat.....	Banner
Reserve Grand Champion Meat Goat.....	Banner
Grand Champion Breeding Meat Goat.....	Banner
Reserve Grand Champion Breeding Meat Goat.....	Banner

Premiums:

Purple	Blue	Red	White
\$5.00	\$4.00	\$3.50	\$2.00

Horse & Pony

Allison Whaley, Superintendent
Lilian Swanson, Asst. Superintendent

Schedule:

May 15	All horses must be identified through 4-H Online or through FFA ID sheets
June 15	Horse show class entries must be made through FairEntry
Wednesday, July 10, 2024	
7:00-8:00 am	Arena open for warm up
Up to 8:00 am	All entries must be confirmed by exhibitor or parent
7:30-8:00 am	Knowledge Quiz
8:00 am	Mandatory Exhibitor Meeting
8:30 am	Horse & Pony Show

General Horse Rules:

- The Rules Section & Junior Livestock Section Rules listed in the fair book apply in this department.
- Read the general rules section in the fair book, but rules & regulations for 4-H Equine Shows in Iowa 4H511C take precedent.
- See General Rules for health requirements on pages 9-10
- In this department, juniors have completed grades 4-7, seniors - grade 8 & up.
- If there is a question as to the age of the horse or class it should be entered in, check with the superintendent.
- An individual horse may be entered in either Ranch Horse Pleasure or Western Pleasure, but not both.
- Tack optional means Western tack or English tack may be used.
- Horse show order:
 - Halter
 - Showmanship
 - English
 - Walk/Trot
 - Western Pleasure/Horsemanship
 - Discipline Rail
 - Trail

- h. Obstacle Driving/Driving
 - i. Ranch Pleasure/Riding
 - j. Egg & Spoon
 - k. Pole Bending
 - l. Barrel Race
 - m. Flag Race
 - n. Keyhole Race
 - o. Costume
 - p. Pre-4-H member Walk/Trot & Barrels
9. Immediate family members (siblings/step-siblings) can co-identify the same horse(s). Each horse must still be ID'd in 4-H online under each sibling/4-H member. An individual horse cannot be identified in both 4-H & FFA. Siblings must both be in 4-H to ID the same horse.
 10. The same horse will only be allowed to show in a class once. For example, a 5th grade 4-H member cannot show a horse in barrels & an 8th grade sibling show the same horse in barrels. However, the other sibling could show the same horse in Pole Bending.
 11. Each member is allowed to identify a maximum of 5 horses. See the most recent version of 4H0202 Iowa 4-H Animal Identification Weighing and Exhibiting Requirements for county, state and interstate shows for guidance on #9 and #10.
 12. **Showmanship:** An exhibitor can win Junior Showmanship & Senior Showmanship only once. After winning Junior Showmanship, the exhibitor can show up in the Senior Showmanship Division. The Senior Showmanship winner will show up in the Master Showmanship division. If you won Junior Showmanship in 2023, you will enter the Senior Showmanship division in 2024. The Master Showmanship division will consist of winners of Senior Showmanship from 2024 & prior. A champion & reserve champion will be awarded in each division, but only the champion moves up. Pre-entry for the showmanship division is available in FairEntry but is not required.
 13. **Horseless Horse:** Any 4-H or FFA youth who would not otherwise own or have a horse can experience in the care & showing of a horse. The Horseless Horse Exhibitor will show the owner's horse at the fair in showmanship & walk/trot. Contact the Wright County Extension Office for Horseless Horse ID form & project requirements.
 14. **Knowledge Quiz** is a written test on all things horses & open to all 4-H & FFA members. Horse ownership is not required. Quiz will be taken at 7:30 am and conclude prior to the exhibitor meeting at 8:00 am. A Champion & Reserve Champion Knowledge Quiz will be awarded in each division (Junior & Senior)
 15. **Versatility:** There are four class components in Versatility. Showmanship, Horsemanship, Trail & Barrels with one FairEntry fee. One horse/rider combination must show in each class. English or Western tack are acceptable. All ages will compete together & a Champion & Reserve Champion Versatility will be awarded in each division (Junior & Senior).
 16. **ASTM/SEI approved equestrian helmets must be worn at all times while mounted or driving.** No exceptions & no bicycle helmets allowed.

Class Numbers:

- 2101 Knowledge Quiz – Senior
- 2102 Knowledge Quiz – Junior
- 2201 Showmanship – Junior
- 2202 Showmanship – Senior
- 2203 Showmanship – Master
- 2204 Showmanship – Versatility
- 2205 Showmanship – Horseless Horse
- 2206 Weanlings & Yearlings – Halter (Foaled in 2022 & 2023)
- 2207 Two & Three Year Old – Halter (Foaled in 2021 & 2020)
- 2208 Four Year Old & Older – Halter (56" & under)
- 2209 Four Year Old & Older – Halter (over 56")
- 2301 English Pleasure (All grades)
- 2302 English Equitation (All grades)
- 2303 Walk Trot – Senior (tack optional)
- 2304 Walk Trot – Junior (tack optional)
- 2305 Walk Trot – Horseless Horse
- 2306 Western Pleasure – Senior
- 2307 Western Pleasure – Junior
- 2308 Western Horsemanship – Senior
- 2309 Western Horsemanship – Junior
- 2310 Horsemanship – Versatility
- 2311 Discipline Rail – Senior (Tack Optional)
- 2312 Discipline Rail – Junior (Tack Optional)

- 2313 Trail – Senior
- 2314 Trail – Junior
- 2315 Trail – Versatility
- 2316 Obstacle Driving (All Grades)
- 2317 Ranch Horse Pleasure – Senior
- 2318 Ranch Horse Pleasure – Junior
- 2319 Ranch Riding (All Grades)
- 2320 Driving Pleasure (all grades)
- 2401 Egg & Spoon – Senior
- 2402 Egg & Spoon – Junior
- 2403 Pole Bending – Senior
- 2404 Pole Bending – Junior
- 2405 Barrel Racing – Senior
- 2406 Barrel Racing – Junior
- 2407 Barrel Racing – Versatility
- 2408 Flag Race – Senior
- 2409 Flag Race – Junior
- 2410 Keyhole Race – Senior
- 2411 Keyhole Race – Junior
- 2412 Costume Class (all grades)

Pre-4-H Members Classes – Walk Trot Pleasure Class & Barrel Race will follow after the 4-H & FFA Horse Show. Please register on Wednesday morning during the 4-H & FFA Horse Show prior to the start of the games at the announcer's stand.

Awards:

Grand Champion Senior Knowledge Quiz	Rosette
Reserve Grand Champion Senior Knowledge Quiz	Rosette
Grand Champion Junior Knowledge Quiz.....	Rosette
Reserve Grand Champion Junior Knowledge Quiz	Rosette
Grand Champion Senior Versatility	Banner
Reserve Grand Champion Senior Versatility	Banner
Grand Champion Junior Versatility.....	Banner
Reserve Grand Champion Junior Versatility	Banner
Grand Champion Halter	Banner
Reserve Grand Champion Halter	Banner
Grand Champion Junior Showmanship.....	Banner and Prize
Reserve Grand Champion Junior Showmanship.....	Banner
Grand Champion Senior Showmanship.....	Banner and Prize
Reserve Grand Champion Senior Showmanship	Banner
Grand Champion Master Showmanship.....	Banner and Cash Prize
Reserve Grand Champion Master Showmanship.....	Banner and Cash Prize

Premiums:

Purple	Blue	Red	White
\$5.00	\$4.00	\$3.00	\$2.00

Pets

Extension Staff

Schedule:

May 15	Deadline for IDs in 4-H Online/FFA ID Sheets
June 15	Deadline for entries in FairEntry
June 15	Paperwork must be completed in FairEntry or turned into Extension Office
Friday, July 12 12:00 noon	Pets Judging Check-in time: 11:30 am

General Pets Rules:

1. The Rules Section & Junior Livestock Section Rules listed in the fair book apply in this department.
2. See General Rules for health requirements on pages 9-10.
3. Exhibitors must wear appropriate attire: official 4-H or FFA t-shirt or white blouse or shirt with the 4-H or FFA emblem with dark pants & hard-soled shoes & no hats.
4. To be eligible for the small pet show, the member may not have exhibited the pet in any other department of the Fair this year.
5. The exhibitor must turn all pet paperwork in by June 15 by answering the questions online in the FairEntry program or submitting paperwork to the Extension office prior to June 15.
6. All pets should come on a leash, in a box, a cage or a bowl.
7. All exhibitors must be responsible for their pet.
8. NO WILD ANIMALS. It is illegal under Iowa law to capture or keep any game animal, fur animal or game birds.
9. An exhibitor is limited to entering two pets in each class.
10. Cats & dogs three months or older must have a current official rabies certification given by a veterinarian.
11. Pets include cats, gerbils, guinea pigs, hamsters, mice, fish, turtles, birds, dogs (not 4-H dog obedience training program) & other small pets.
12. Pets will be released immediately after the show. Pets in this class will be judged on appearance, health & member's knowledge of caring, handling & feeding of the pet.
13. Clover Kids are welcome to exhibit pets. They must enter using 4-H online & FairEntry.

Class Numbers:

800	Clover Kids Pets
2702	Dogs
2703	Cats
2704	Pocket Pets
2705	Other Pets
2706	Pet Costume Class (see rules page 27)

Premiums:

Purple	Blue	Red	White
\$2.00	\$2.00	\$1.50	\$1.00

Poultry

Rodney Legleiter & Matt Loux, Superintendents

Schedule:

May 15	Deadline for IDs in 4-H Online/FFA ID Sheets
June 15	Deadline for entries in FairEntry & YQCA Certification
Wednesday, July 10 1:00 to 1:45 pm 1:30 to 2:30 pm	Mandatory Vet Check for all Poultry Mandatory Check-in (Pollorum testing must be done prior to check-in)
Thursday, July 11 9:00 am	Poultry Show
Sunday, July 14 7:00 pm	Poultry are released

General Poultry Rules:

1. The Rules Section & Junior Livestock Section Rules listed in the fair book apply in this department.
2. See General Rules for health requirements on pages 9-10.
3. Exhibitors must wear appropriate attire: official 4-H or FFA t-shirt or white blouse or shirt with the 4-H or FFA emblem with dark pants & hard-soled shoes & no hats.

4. **Poultry must be on the grounds before 1:45 pm on Wednesday, July 10.**
5. Pullorum testing must be done prior to the fair.
6. All exhibitors must keep their sections in pens & under their cages clean during the Fair.
7. Cages will be provided for each exhibitor. Exhibitors will need to provide their own watering & feeding pans as well as locks on the latches.
8. There is no entry limit per class.
9. All poultry exhibited must have had a negative Pullorum-Typhoid test within 90 days of public exhibition & the test must have been performed by an authorized tester.
10. No poultry released before 7:00 pm Sunday night.
11. An entry shall consist of birds from chick, duck, geese, or turkey growing projects.
12. Entries will be judged on the basis of uniformity, development & evidence of production (handling qualities, pigmentation & molt).
13. An individual standard breed chicken may be shown from the pen of three if entered as such.

Class Numbers:

- 2401 Layer Chickens (Pen of Three - 3 hens)
- 2402 Broiler Chickens (Pen of Three - Same Sex)
- 2403 Ducks (Pen of Three - Same Sex)
- 2404 Geese (Pen of Three - Same Sex)
- 2405 Turkeys (Pen of Two)
- 2406 Turkey – Individual (cannot be from pen of two)
- 2407 Bantam (Pen of Three – 2 Hens & 1 Rooster)
- 2408 Bantam – Individual
- 2409 Standard Breed – Individual
- 2410 All Other Birds & Breeds - Individual

2511 Poultry Animal Costume Class (see page 27)

Awards:

Grand Champion Layer Chickens - Pen of Three	Banner
Reserve Grand Champion Layer Chickens - Pen of Three	Banner
Grand Champion Broiler Chickens - Pen of Three.....	Banner
Reserve Grand Champion Broiler Chickens - Pen of Three	Banner
Grand Champion Ducks - Pen of Three.....	Banner
Reserve Grand Champion Ducks - Pen of Three.....	Banner
Grand Champion Geese - Pen of Three	Banner
Reserve Grand Champion Geese - Pen of Three.....	Banner
Grand Champion Turkeys - Pen of Two	Banner
Reserve Grand Champion Turkeys - Pen of Two	Banner
Grand Champion Turkey Individual.....	Banner
Reserve Grand Champion Turkey Individual.....	Banner
Grand Champion Bantam Chickens - Pen of Three.....	Banner
Reserve Grand Champion Bantam Chickens - Pen of Three	Banner
Grand Champion Bantam Chicken - Individual	Banner
Reserve Grand Champion Bantam Chicken - Individual.....	Banner
Grand Champion Standard Breed - Individual	Banner
Reserve Grand Champion Standard Breed - Individual.....	Banner
Grand Champion All Other Birds & Breeds - Individual	Banner
Reserve Grand Champion All Other Birds & Breeds - Individual	Banner
Overall Champion Poultry	Banner

Premiums:

Purple	Blue	Red	White
\$3.00	\$2.00	\$1.50	\$1.00

Rabbits

Angela Charlson, Superintendent
Allison Whaley, Assistant Superintendent

Schedule:

June 15

Deadline for IDs in 4-H Online/FFA ID Sheets

**4-H member must ID in 4-H online before entering in FairEntry.

June 15

Deadline for entries in FairEntry & YQCA Certification

Thursday, July 11, 2024

6:00-7:30 am

Mandatory Vet Check for all Rabbits

6:30-8:30 am

Mandatory Check-in for Rabbits

8:30 am

All rabbits must be in place

1:00 pm

Rabbit Show

Sunday, July 14, 2024

7:00 pm

Rabbits are released

General Rabbit Rules:

1. The Rules Section & Junior Livestock Section Rules listed in the fair book apply in this department.
2. There will be a mandatory vet check from 6:00-7:30 am & check-in for rabbits on Thursday, July 11th from 6:30-8:30 a.m. in the rabbit building. Note: you must check-in before you will be able to exhibit your rabbits in the show & must be in place by 8:30 a.m.
3. Exhibitors must be present when their animals are judged & dressed appropriately as described in Rule No. 3 under the Showmanship department at the end of the livestock section. (page 27)
4. All exhibitors must keep their sections in pens & under their cages clean during the fair.
5. Cages will be provided for each exhibitor. Exhibitors will need to provide their own watering & feeding pans as well as locks on the latches.
6. No more than three entries per class.
7. The Pen of Three class may be bucks & does or a combination of each.
8. Each Pen of Three class consists of three rabbits, 3.5 – 5.5 pounds each & under 69 days old.
9. A single fryer shall not be over 10 weeks of age & weigh a minimum of 3.5 pounds & a maximum of 5.5 pounds.
10. Pen of Three & Single Fryers will be weighed at the mandatory check-in on Thursday, July 11th.
11. Exhibitors are required to put their own rabbits on the table.
- 12. All rabbits must be tattooed with a legible tattoo in the rabbit's left ear.**
13. Breed weights will follow A.R.B.A. breed standards.
14. Animals will be judged by breed in the 6 Class & 4 Class divisions. If less than 5 in a class, they will be grouped together in an A.O.B. Class.
15. An exhibitor can win Junior Showmanship & Senior Showmanship only once. After winning Junior Showmanship, the exhibitor can show up in the Senior Showmanship division. The Senior Showmanship winner will show up in the Master Showmanship division. If you won Junior Showmanship or Intermediate Showmanship in 2023, you will enter the Senior Showmanship division in 2024. The Master Showmanship division will consist of winners of Senior Showmanship from 2024 & prior.

Class Numbers:

6 Class Rabbits

- 2501 Senior Buck
2502 Intermediate Buck
2503 Junior Buck
2504 Senior Doe
2505 Intermediate Doe
2506 Junior Doe

Meat Class

- 2507 Single Fryer
2508 Pen of Three

Grand Champion Pen of Three..... Banner
Reserve Grand Champion Pen of Three Banner
Grand Champion Banner
Reserve Grand Champion Banner

4 Class Rabbits

2609 Senior Buck
2610 Junior Buck
2611 Senior Doe
2612 Junior Doe

Grand Champion..... Banner

Reserve Grand Champion Banner

Showmanship (Junior, Senior, Master)

2713 Rabbit Animal Costume Class (see rules page 27)

Premiums:

Purple	Blue	Red	White
\$3.00	\$2.00	\$1.50	\$1.00

Sheep

Raechel Spangler & Jeff Meyer, Superintendents

Schedule:

May 15	Deadline for IDs in 4-H Online/FFA ID Sheets
June 15	Deadline for entries in FairEntry & YQCA Certification
Wednesday, July 10	
11:30 am to 12:30 pm	Mandatory Vet Check & Weigh-In
Friday, July 12	
9:00 am	Sheep Show
Saturday, July 13	
Half hour after Lil' Squealers, not before 1:00 pm	Showmanship Showcase
Sunday, July 14	
7:00 pm	Sheep are released

General Sheep Rules:

1. The Rules Section & Junior Livestock Section Rules listed in the fair book apply in this department.
2. Sheep showmanship will take place during the Showmanship Showcase. See pages 26-27 for rules.
3. See General Rules for health requirements on pages 9-10.
4. Exhibitors must wear appropriate attire: official 4-H or FFA t-shirt or white blouse or shirt with the 4-H or FFA emblem with dark pants & hard soled shoes & no hats.
5. All sheep must have been tagged on or before May 15 of this year with record on file in 4-H Online or FFA ID Sheets by that date. All weights must be on file in 4-H Online or FFA ID Sheets by May 15.
6. Market lambs can be either ewes or wethers. No buck lambs will be weighed in.
7. All lambs must be docked & market lambs must be docked & castrated.
8. All purebred & market lambs should be clipped over the entire body, except wool breeds. All market lambs must be slick shorn.
9. It is recommended that lambs not be blocked for the Wright County District Junior Fair. This is the same rule that applies at the Iowa State Fair.
10. Lambs shown in the purebred division cannot be shown in the market division & vice versa.
11. No entry fee will be charged in any class that premiums are not paid.
12. The exhibitor must designate individual lambs before time of weigh-in at Fair. The Rate-of-Gain lamb must be an individual market lamb.
13. Lambs shown must have lambs teeth.
14. Exhibitors are expected to care for their lambs in an acceptable manner. NO MUZZLES OF ANY TYPE ARE ALLOWED! Any abusive care including slapping or excessive modification of lambs will be grounds for disqualification at the discretion of the show officials.
15. There will be no coloring agent or paint used on any animal. All animals giving evidence of being colored will be barred from exhibition.
16. No artificial alterations or stimulants of any kind may be applied or administered to animals (icing, electric shock, alcohol/formaldehyde baths, etc.)
17. Any artificial means of removing or remedying physical defects of conformation in animals exhibited will be considered as fraud & deception. No unnatural means of providing animal feed, water, or other fluids (i.e. stomach pump, IV) will be allowed. All animals giving evidence of such treatment will be barred from exhibition.
18. No drugs or medications of any kind may be administered except by the order of the official Fair veterinarian. All animals are subject to drug testing. All animals giving evidence of being medicated without prior approval will be barred from exhibition.
19. All sexually intact animals must have scrapie flock identification tags in ear to exhibit.

Commercial Ewes:

1. Commercial ewes do not need to be weighed or tattooed but need to be identified through 4-H Online or FFA ID Sheets.
2. All commercial ewes must have been born after January 1 of the current year.

Other Face Commercial Ewes:

1. Commercial ewes do not need to be weighed or tattooed but need to be identified through 4-H Online or FFA ID Sheets.
2. All commercial ewes must have been born after January 1 of the current year.
3. To be eligible for the Other Face class, lambs must be speckled or a purebred white face lamb.

Pair of Ewes:

1. A pair of ewes may be either 2 ewe lambs, 2 yearling ewes or a yearling & a lamb. Registration papers will not be required for this class, but ewes must be identified in 4-H Online or FFA ID sheets to be eligible.
2. A pair of ewes cannot be shown in a market or a carcass class. However, a ewe may be shown in any breeding class.

Registered Ewe Lambs:

1. All ewes shown in class 1603 must be registered & must have been born after January 1 of the current year.
2. Registration papers must be presented at check-in.

Crossbred & Purebred Ram Lambs:

1. All ram lambs must have been born after January 1 of the current year.
2. Crossbred & Purebred Ram Lambs will be shown together in this class.

Market Lamb (Any Breed):

1. Lambs in this class may be either crossbred or purebred & must have lambs teeth.
2. Only ewes & wethers can be shown in this class. NO ram lambs.
3. Rate-of-gain information on each market lamb will be made available to the judge.
4. Market ewes cannot be shown in a pair of ewes.

Other Face Market Lambs:

1. Lambs in this class may be either crossbred or purebred & must have lambs teeth.
2. Only ewes & wethers can be shown in this class. NO ram lambs.
3. Rate-of-gain information on each market lamb will be made available to the judge.
4. Market ewes cannot be shown in a pair of ewes.
5. To be eligible for the Other Face class, lambs must be speckled or a purebred white face lamb.

Rate-of-Gain:

1. The top ten rate-of-gain market lambs shall receive a ribbon appropriate to their placing.
2. Champion will receive a Rosette Ribbon. In case of a tie, placing goes to the heaviest lamb.
3. All market lambs are eligible for the rate-of-gain contest, no fair entry needed.

County Champion Market Lamb:

1. Lambs in this class may be either crossbred or purebred & must have lambs teeth.
2. Lambs must be born & raised in Wright County & be shown by an exhibitor who is a member of a Wright County 4-H or FFA club OR reside in Wright County. Only ewes & wethers can be shown in this class, no ram lambs.
3. Rate-of-gain information on each market lamb will be made available to the judge.
4. These lambs will not be shown in both the Market Lamb class & the County Market Lamb class but Champions will be eligible to compete for Grand Champion Market Lamb & Reserve Grand Champion Market Lamb.

Yearling Commercial Ewe or Yearling Purebred Ewe:

1. Yearling ewes must be born between September 1, 2023 & December 31, 2023.
2. Birth date, ear tag number &/or registry number of each purebred ewe or Commercial ewe must be listed in 4-H Online or on the FFA ID Sheets. Association tags must be in ears of sheep before they arrive at the Fair.
3. Certificate of Registry must correspond with association tag in ear & be presented at check-in to be eligible to show.

Class Numbers:

- | | |
|------|---------------------|
| 1401 | Commercial Ewe Lamb |
| 1502 | Pair of Ewes |
| 1603 | Registered Ewe Lamb |
| 1704 | Ram Lamb |

- 1805 Individual Market Lamb
- 1807 County Champion Market Lamb
- 2009 Yearling Ewe
- 1450 Other Face Commercial Ewe Lamb
- 1806 Other Face Market Lamb
- 1908 **Sheep Animal Costume Class (see page 27)**

Awards:

Grand Champion Commercial Ewe Lamb	Banner
Reserve Grand Champion Commercial Ewe Lamb.....	Banner
Grand Champion Pair of Ewes	Rosette
Reserve Grand Champion Pair of Ewes.....	Rosette
Grand Champion Ewe Lamb.....	Banner
Reserve Grand Champion Ewe Lamb	Banner
Grand Champion Other Face Commercial Ewe Lamb	Banner
Reserve Grand Champion Other Face Commercial Ewe Lamb	Banner
Supreme Champion Ewe	Banner
Reserve Supreme Champion Ewe.....	Banner
Grand Champion Ram Lamb.....	Rosette
Reserve Grand Champion Ram Lamb	Rosette
Grand Champion Other Face Market Lamb	Banner
Reserve Grand Champion Other Face Market Lamb	Banner
Grand Champion Individual Market Lamb.....	Banner
Reserve Grand Champion Individual Market Lamb.....	Banner
Grand Champion Rate-of-Gain	Purple Rosette
Reserve Grand Champion Rate-of-Gain.....	Pink Rosette
Grand Champion County Market Lamb.....	Banner
Reserve Grand Champion County Market Lamb	Banner
Grand Champion Yearling Ewe.....	Rosette
Reserve Grand Champion Yearling Ewe	Rosette

Premiums:

Purple	Blue	Red	White
\$5.00	\$4.00	\$3.00	\$2.00

Novice Lamb Class

1. This project is open to anyone who has completed Kindergarten during the 2023-2024 school year to anyone completing the 3rd grade during the same year.
2. Ewes or wether lambs must have lambs teeth.
3. Lambs will be shown directly following the sheep show. All lambs must be available at check-in Wednesday, but do not need to be weighed.
4. Lambs must be clipped within 30 days preceding the Wright County Fair.
5. All entries will be paraded in the show ring. All contestants will receive ribbons.
6. Lambs may be shown with halters & shortened lead ropes.
7. Each participant will visit with the judge about the lamb they are showing.
8. The lambs do not need to be owned by the person showing them.
9. There will be two classes: costume & showmanship. Exhibitors may enter both classes.
10. No entry fee is required. No premiums will be given.
11. **Entry forms must be received by the Fair Manager by midnight on June 15. Use the following link to enter:**
<https://forms.gle/A5qXgES3mGSqVY9i8>.



Swine

Bre Wagner & Jeff Meyer, Superintendents

Schedule:

May 15

June 15

Thursday, July 11

6:00 am – 7:30 am

12:30 pm – 1:30 pm

Friday, July 12

7:00 am

Saturday, July 13

8:00 am

Half hour after Lil' Squealers, not before 1:00 pm

Sunday, July 14

7:00 pm

Deadline for IDs in 4-H Online/FFA ID Sheets

Deadline for entries in FairEntry & YQCA Certification

Mandatory Vet Check for Swine

Optional Check Scale open

Swine Weigh-In

Swine Show

Showmanship Showcase

Swine are released

General Swine Rules:

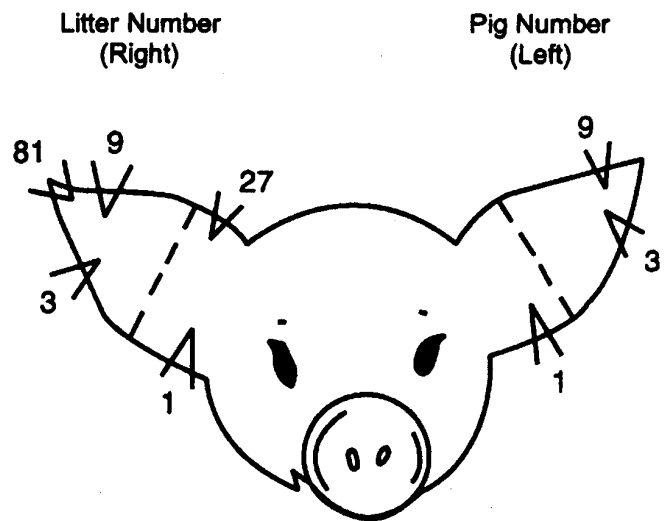
1. The Rules Section & Junior Livestock Section Rules listed in the fair book apply in this department.
2. Exhibitors must wear appropriate attire: official 4-H or FFA t-shirt or white blouse or shirt with the 4-H or FFA emblem with dark pants & hard soled shoes & no hats.
3. Swine showmanship will take place during the Showmanship Showcase. See pages 28 for rules.
4. See General Rules for health requirements on pages 9-10.
5. All pigs must have been ear notched at birth & identified using the national ear notching system (1-3-9-27-81). Each pig entered by the individual must have a different ear notch. Any small or irregular notches will disqualify animals. All pigs must have notches in both ears. Tears or injuries to the ears that occur after entry should be documented & brought to the attention of the swine superintendents prior to arrival at the Fair.
6. The show will be a non-terminal show & all swine will return home.
Address where swine are returning after the fair must be listed on the check-in sheet at weigh-in.
7. There will be no maximum entries for each class type.
8. There shall be no coloring agents, powder or oil used on hogs. Hogs in violation will not be allowed to show.

Swine show order:

1. Commercial Breeding Gilts
2. Purebred Breeding Gilts
3. Overall Champion Breeding Gilt
4. Individual Purebred Market Hogs
5. Champion Purebred Market Hog
6. Individual Market Gilts
7. Champion Market Gilt
8. Individual Market Barrows
9. Champion Market Barrow
10. Pen of Three
11. Champion Pen of Three
12. Overall Champion Market Hog (includes gilt, barrow & purebred market champions)
13. Novice Class (Pre 4-H) "Lil Squealers"

Breeding Gilts:

1. There are no minimum or maximum weights for breeding gilts.
2. Commercial breeding gilts will be weighed & shown by weight.
3. **Purebred breeding gilts must come through the weigh-in to have paperwork checked, but will be shown based on birthdate. Purebred registration papers must be present at check-in.**



Individual Market Hog/Purebred Market Hogs:

- 1. Hogs weighing under 215 lbs & over 320 lbs will not be eligible for championship.
- 2. There will be a separate class for underweight & overweight hogs.
- 3. Purebred hogs must be entered as purebred in 4-H Online (or FFA ID Sheets) & registration papers must be presented at weigh-in.
- 4. Classes will be determined by swine superintendents.

Pen of Three:

- 1. Pens of three will be identified at weigh-in.
- 2. Pens of three will be shown by weight groups.
- 3. Each pen of three must weigh a minimum of 645 lbs total weight to be eligible for Champion.

Class Numbers:

- 1201 Commercial Breeding Gilt
- 1202 Purebred Breeding Gilt
- 1303 Purebred Market Pig
- 1304 Individual Market Pig
- 1305 Pen of Three Market Pigs
- 1406 Swine Animal Costume Class (see rules page 27)

Awards:

Grand Champion Commercial Gilt.....	Banner
Reserve Grand Champion Commercial Gilt	Banner
Grand Champion Purebred Breeding Gilt.....	Banner
Reserve Grand Champion Purebred Breeding Gilt	Banner
Grand Champion Overall Breeding Gilt.....	Banner
Reserve Grand Champion Overall Breeding Gilt	Banner
Grand Champion Market Gilt.....	Banner
Reserve Grand Champion Market Gilt	Banner
Grand Champion Market Barrow	Banner
Reserve Grand Champion Market Barrow	Banner
Grand Champion Purebred Market Hog	Banner
Reserve Grand Champion Purebred Market Hog.....	Banner
Grand Champion Overall Market Hog	Banner
Reserve Grand Champion Overall Market Hog.....	Banner
Grand Champion Pen of Three Market Hogs.....	Banner
Reserve Grand Champion Pen of Three Market Hogs	Banner

Premiums:

Purple	Blue	Red	White
\$5.00	\$4.00	\$3.00	\$2.00

Lil' Squealers Showmanship Class

- 1. This class is open to anyone preschool through 3rd grade.
- 2. Must have turned 4 years old prior to January 1, 2024.
- 3. This class will be held 1 hour after swine show.
- 4. Swine will be furnished for this class or you can line up a pig at the show to use.
- 5. No entry fee is required, ribbon will be given but no premium will be awarded.
- 6. Classes will be broke by age depending upon exhibitors.
- 7. Must wear jeans & hard soled shoes.
- 8. Entries must be made by midnight June 15, 2024 at the following link: <https://forms.gle/hvM2jWU7jYznmcX88>.

ENTRY FORM



Animal Costume Class
(Dairy, Beef, Rabbits, Sheep, Goats, Swine, Poultry, Pets)

- 1. Exhibitor & animals must comply with general rules for health requirements on pages 9-10.
- 2. No entry fee & no premiums will be awarded in costume classes.
- 3. All entries must be entered in 4-H online & FairEntry by the deadlines.
- 4. Animals in this class will be judged on these main points:

Acceptance of Costume

- The animal accepts the costume (no stomping, shaking or balking).
- The animal walks/moves normally with costume. (no sidestepping, hopping).

Unified Theme

- The exhibitor & animal are in costume.
- The costumes create a unified theme.
- The theme is easily identifiable.

Construction of Costume

- Fits animal well - not falling off.
- Is safe for the animal to wear & move around.
- Allows animal & exhibitor to maintain visual acuity.

- This class is for exhibitors to have fun while showing the bond between the animal & exhibitor.
- Each Costume Class will begin 15 minutes after the conclusion of each show.

Herdsmanship Department

Sponsored by Iowa Corn Growers

Exhibitors of livestock are expected to maintain their quarters as orderly as possible & must keep that part of the building occupied by them neat & attractive in appearance at all times. Herdsmanship judging will be conducted Thursday 12:00 noon - Sunday by a select committee. Clubs will be scored each day. Each club's score will be tallied on Sunday & winners will be announced.

All chapters/clubs with Beef, Sheep, Goats &/or Swine entries will automatically be entered & judged. Scores will be based on the cleanliness of alleys, cleanliness of stalls & pens, appearance of animals, & attendant on duty.

1st place chapters/clubs in each species will have the right to select their stalls for the 2025 Wright County Fair & will also be awarded a \$30 cash prize for their club, along with a t-shirt from Iowa Corn Growers.

2nd place club will receive a \$20 cash prize.

3rd place club will receive a \$10 cash prize.

Showmanship Showcase

(Goat, Sheep, Swine & Beef)

- Showmanship Showcase will take place on Saturday, July 13 a half hour after 'Lil Squealers, but not before 1:00 pm.
- The Rules Section & Junior Livestock Section Rules listed in the fair book apply in this department.
- The animals brought into the ring must be the property of the entrant & will be judged in another livestock class at this fair.
- The Showmanship Showcase is a no fit show.**
- The Showmanship Showcase includes the following species order:
 - Goat
 - Sheep
 - Swine
 - Beef
- Exhibitors must wear appropriate attire.
 - 4-H: Official 4-H t-shirt or white blouse or shirt with the 4-H emblem with dark pants.
 - FFA: Official FFA t-shirt with dark pants.
 - Dairy exhibitors: Optional all white outfit may be worn. Hard soled shoes are required.
 - Exhibitors may not wear hats.
- There will be three showmanship divisions within each species. Grade levels are as of January 1 of the current year. Divisions are:
 - Junior Showmanship: 4th – 7th grade
 - Senior Showmanship: 8th grade & up
 - Master Showmanship: Any winner of Senior Showmanship from 2023 or prior
- All livestock exhibitors are eligible to participate in showmanship. Exhibitors will sign up for Showmanship Showcase at their species check-in. There is no entry fee & no premiums will be awarded.
- An exhibitor can win Junior Showmanship & Senior Showmanship only once. After winning Junior Showmanship, the exhibitor can show up in the Senior Showmanship division. The Senior showmanship winner will show up in the Master Showmanship division. If you won Junior Showmanship in 2023, you will enter the Senior Showmanship division in 2024. The Master Showmanship division will consist of winners of Senior Showmanship from 2024 & prior.
- A champion & reserve champion will be awarded in each division, but only the champion moves up in a division.

Awards:

Grand Champion Junior Showmanship.....	Banner and Prize
Reserve Grand Champion Junior Showmanship	Banner
Grand Champion Senior Showmanship	Banner and Prize
Reserve Grand Champion Senior Showmanship.....	Banner
Grand Champion Master Showmansip.....	Banner and Cash Prize
Reserve Grand Champion Master Showmanship.....	Banner and Cash Prize

Showmanship

(Rabbit, Poultry, Dairy & Horses)

1. The Rules Section & Junior Livestock Section Rules listed in the fair book apply in this department.
2. The animals brought into the ring must be the property of the entrant & will be judged in another livestock class at this fair.
3. Exhibitors must wear appropriate attire.
 - a. 4-H: Official 4-H t-shirt or white blouse or shirt with the 4-H emblem with dark pants.
 - b. FFA: Official FFA t-shirt with dark pants.
 - c. Dairy exhibitors: Optional all white outfit may be worn. Hard soled shoes are required.
 - d. Exhibitors may not wear hats.
4. There will be three showmanship divisions within each species. Grade levels are as of January 1 of the current year. Divisions are:
 - a. Junior Showmanship: 4th – 7th grade
 - b. Senior Showmanship: 8th grade & up
 - c. Master Showmanship: Any winner of Senior Showmanship from 2024 or prior
5. All livestock exhibitors are eligible to participate in showmanship. Exhibitors will sign up for Showmanship Showcase at their species check-in. There is no entry fee & no premiums will be awarded.
6. An exhibitor can win Junior Showmanship & Senior Showmanship only once. After winning Junior Showmanship, the exhibitor can show up in the Senior Showmanship division. The Senior showmanship winner will show up in the Master Showmanship division. If you won Junior Showmanship in 2023, you will enter the Senior Showmanship division in 2024. The Master Showmanship division will consist of winners of Senior Showmanship from 2024 & prior.
7. A champion & reserve champion will be awarded in each division, but only the champion moves up in a division.

Wright County District Junior Fair Queen Contest

Julie Schreiber, Superintendent

Committee members: Paige Grandgeorge & Jenny Kreitlow

The official entry form can be found on the Wright County Fair website.

1. The Wright County Fair Queen & Princess will have responsibilities through the entire Wright County Fair, July 9-14. Contestants must be able to attend the entire fair.
2. All contestants will be expected to participate in the fair parade on Tuesday, July 9, which precedes the coronation on the James R. Johnson Stage.
3. The Wright County Fair queen will be a guest of the Iowa State Fair, Tuesday August 8 through the time of the State Fair Queen Coronation, Saturday, August 12. Contestants must be able to attend this commitment. It is the responsibility of the queen to make travel arrangements to Des Moines, however, expenses for the experience are paid by the Fair Board.
4. Each contestant must be at least 16 years of age & not more than 21 years of age on Thursday, August 8, 2024 (the first day of the 2024 Iowa State Fair).
5. Contestants must never have been married or have had children.
6. Contestants must reside in Wright County or in an adjoining county if the majority of her activities are in Wright County.
7. Each contestant must be an active member of at least one worthwhile organization in her community, e.g. church groups, Girl Scouts, 4-H, FFA, etc. (Eligibility is not limited to 4-H or FFA membership.)
8. No professional model is eligible for the Wright County Fair pageant.
9. Contestants will be selected by a panel of judges on Tuesday, July 9 beginning at 2:00 pm.
10. The judges will select the royalty based on:
 - a. Personality, attitude, appearance, & awareness
 - b. Leadership & citizenship - contribution to the community
 - c. Overall appearance, charm, & poise
11. The judges will view each contestant in fair attire & an evening dress.
12. Additional stipulations by the Iowa State Fair apply should the Wright County Fair Queen be crowned the Iowa State Fair Queen. See the Iowa State Fair rules at www.iowastatefair.org.

Upcycle Challenge: Pallet Edition

GOAL: To design an art piece or functional piece using one wooden pallet & your creativity.

REGISTRATION: Come to the Extension office (new office location: 2302 Madison Ave., Suite B) starting April 1, 2024 during normal business hours, to pick-up a pallet. Pallets must be picked up by May 1, 2024.

RULES FOR ENTRY:

1. This contest is open to any youth of Wright County.

2. Exhibitor is to design, fabricate & complete his/her creation. Adult supervision is recommended, but the finished product must be the “work” of the exhibitor.
3. Exhibitors may use one pallet for their exhibit. Pallet may be cut down & disassembled. You can add up to 3 pieces of hardware (Nails, bolts & wire may be used as fasteners but not as decorative items.)
4. Be as creative as your mind lets you... don't let the “junk” distract from your creativity.
5. Safety is extremely important when completing your creation! Do not leave razor sharp edges or points that would be dangerous. Work with an adult who has knowledge of tools, machines & proper fabrication technique.
6. Bring your completed creation on Tuesday, July 9, 2024. It must be in place by 12:00 noon, in the designated area in the 4-H building.
7. Exhibit hang tag must be attached to your exhibit. No goal sheet or photos are needed for this project. Include name, age, phone number & list. Added hardware, if any.
8. No exhibitor will be permitted in the area during judging.
9. All entries will be presented with participation ribbons. These projects are not eligible for State Fair selection.
10. All completed projects will be on display around the fairgrounds, after judging, for the public to enjoy, Wednesday, July 10 through 6:00 pm, Sunday, July 14.
11. The top two creations will be sold at the annual fair auction on Sunday, July 14. The 1st place winner will receive half of the proceeds from the sale of their creation. Proceeds from the second place exhibit will go to fairground improvements.
13. Most importantly, have fun with your creation!

4-H Exhibit Building & Iowa State Fair General Rules

4-H Exhibit Building Extension Personnel

Paige Stewart, County Youth Coordinator

Meg Sage, Youth Program Specialist

Paige Dagel, Youth Program Coordinator

Sarah Hunter, Regional Director

All youth MUST pre-enter static exhibits online at <https://wrightcountyia.fairentry.com> by the deadline of June 15 by 11:59 pm.

4-H Building Exhibits

This department is open to youth who are participating in 4-H Youth Development Programs conducted by Iowa State University Extension & Outreach.

All exhibitors are responsible to read & comply with the Iowa State Fair 4-H General Exhibit Rules, 4-H General Rules & Regulations, & all 4-H department exhibit class rules & regulations.

General Exhibit Rules

1. 4-H members who have completed 4th grade through 12th grade (or that equivalent) in 2024 are eligible to exhibit at the Wright County Fair.
2. Eligible exhibits are an outgrowth of work done as a planned part of the 4-H member's participation in 4-H projects or programs during the current 4-H year. Exhibits can be done by an individual or group & may represent all or part of the learning in the project or program.
3. Exhibitors in 4-H classes are not eligible to exhibit in a similar department of the FFA divisions or vice versa. See also “4-H Department General Rules & Regulations”.
4. Exhibits previously entered in an FFA Ag Science Fair or any other FFA event or competition may not be entered in any 4-H exhibit class.
5. Exhibits selected at the county level to advance to Iowa State Fair should not be part of a local auction or sold to another individual before the Iowa State Fair.
6. Exhibits that do not comply with the class description, size guidelines, copyright restrictions, safety & approved methods will be disqualified & not put on public display.
7. If the exhibitor chooses a display to illustrate what was learned:
 - Posters may not exceed 24" x 36" in size. (See Classes 10490 & 10530 for smaller requirements.)
 - Chart boards, graph boards, project presentation boards, model displays, etc., may not exceed 48" x 48" in size. Maximum size is determined by measuring the flat (unfolded) dimensions.
 - Display boxes may not exceed 28" x 22" in height or width & 12" in depth.
8. Endangered, threatened, and "special concern" plants and animals (including insects), or songbird feathers and nests may NOT be used in any exhibit. Game animals legally taken are acceptable, with the exception of any hogs (Sus species) - per State Law. Live specimens of noxious weeds or invasive species are NOT permitted in any exhibit. Dried specimens are acceptable to use in exhibits, however viable noxious/invasive plant seeds shall not be included. (Links to specific information below)
 - State-listed animals: <https://www.legis.iowa.gov/docs/ACO/rule/571.77.2.pdf>
 - State-listed plants: <https://www.legis.iowa.gov/docs/ACO/rule/571.77.3.pdf>

- Iowa Noxious weed list: Iowa Code Section 317 1A (2022) - Noxious Weeds. :: 2022 Iowa Code :: US Codes and Statutes :: US Law :: Justia

9. Family & Consumer Sciences, Fashion Revue, Clothing Selection, Challenge Class, Creative Arts, Animals Agriculture & Natural Resources, Personal Development, Science, Engineering & Technology exhibits will be rated blue, red or white & will receive premiums as follows:

State Fair	Purple	Blue	Red	White
\$5.00	\$5.00	\$4.00	\$3.00	\$1.00

Educational Presentation, Working Exhibits & Share-the-Fun: (The premiums stated for a Share-the-Fun entry is for the entire group of participants.)

State Fair/Clay Co.	Purple	Blue	Red	White
\$5.00	\$5.00	\$4.00	\$3.00	\$1.00

Horticulture Exhibits will receive premium as follows:

Purple	Blue	Red	White
\$5.00	\$4.00	\$3.00	\$1.00

10. Copyrighted materials & designs may not be used in an exhibit that is presented as original work by the exhibitor. Exhibitors must include permission from the copyright holder/owner when using copyrighted materials. Exhibitors must give proper credit to the original source of all materials/designs used in exhibits. (See also special rules for Visual Arts & general copyright information.)
11. The 4-H member's goal & applicable exhibit standards will form the basis of the evaluation process. Evaluation criteria will include demonstrated learning, workmanship & techniques, & general appearance & design. Exhibitors will receive written evaluation comments on the exhibits & a blue, red, or white Iowa State Fair exhibitor's ribbon. Refer to exhibit class evaluation rubrics for detailed evaluation criteria in each class. Rubrics are located at <https://iastate.app.box.com/folder/1657816155457s=fuolu44ao7g0psi8w75wcer26dpzjrn>.
12. A written explanation, audio recording, or video recording is to be included as part of each exhibit. Audio or video should not be longer than 10 minutes and must be uploaded to YouTube. The exhibitor should respond briefly to the following questions about the exhibit:
 - What did you plan to learn or do? (What was your exhibit goal(s)?)
 - What steps did you take to learn or do this?
 - What were the most important things you learned?

NOTE: Check for additional requirements in exhibit classes for clothing & fashion, food & nutrition, home improvement, photography, visual art, & 4-H poster communication classes.

13. Exhibits with a goal that better fits a different department/class will be moved to that department/class, at the discretion of the superintendent of the department.
14. All judges' decisions are final.
15. Each item in an exhibit must be securely labeled, including the name of the county, class number, & exhibitor's name.
16. No entry fee is required.
17. All exhibits must reach the 4-H Exhibits Building by 3:00 pm on Tuesday, August 6. Countries will be assigned specific dates & times for exhibit delivery. Exceptions: Exhibitors participating in alternative evaluation/educational learning experiences will enter exhibits as determined for program participation.
18. All exhibits must remain until Sunday, August 18 and must be checked out with department superintendent before being removed from 4-H exhibits building. Release time: 7:00-8:30 pm on Sunday, August 18 or 9:00 am-2:00 pm on Monday, August 19. Times and dates are subject to change.

Those exhibits selected for the Iowa State Fair:

- Must be 4-H members who have completed 5th grade through 12th grade (or that equivalent).
- Exhibits will be transported to the State Fair. If an exhibit exceeds a certain weight or size, the Extension staff has the authority to decide whether they can transport the exhibit. The 4-H exhibitor would be responsible to transport large or heavy exhibits to the State Fair.
- 4-H members are discouraged from sending items that have special meaning & historical value as the exhibit or part of an exhibit.
- The Iowa State Fair & Iowa State University Extension & Outreach will use diligence to ensure the safety of articles entered for exhibition after arrival & placement. However, they will not be responsible for damage or loss by accident, fire, theft, etc.
- The Iowa State Fair Management will in no case assume or pay transportation or delivery charges on articles sent for exhibition. Counties will be awarded a pro-rata amount of travel money based on participation & distance from Des Moines instead of exhibit premium money. Distance determination will be based on the established zones as determined by the Iowa State Fair.

In accordance with Federal law & U.S. Department of Agriculture (USDA) civil rights regulations & policies, Iowa State University is prohibited from discriminating on the basis of race, color, national origin, sex, age, disability, & reprisal or retaliation for prior civil rights activity. (Not all prohibited bases apply to all programs.) Program information may be made available in languages other than English. Persons with disabilities who require alternative means of communication for program information (e.g., Braille, large print, audiotape, & American Sign Language) should contact the responsible State or local Agency that administers the program or USDA's TARGET Center at 202-720-2600 (voice & TTY) or contact USDA through the Federal Relay Service at 800-877-8339. To file a program discrimination complaint, a complainant should complete a Form AD-3027, USDA Program Discrimination Complaint Form, which can be obtained online at <https://www.ocio.usda.gov/document/ad-3027>, from any USDA office, by calling 866-632-9992, or by writing a letter addressed to USDA. The letter must contain the complainant's name, address, telephone number, & a written description of the alleged discriminatory action in sufficient detail to inform the Assistant Secretary for Civil Rights (ASCR) about the nature & date of an alleged civil rights violation. The completed AD-3027 form or letter must be submitted to USDA by: (1) Mail: U.S. Department of Agriculture Office of the Assistant Secretary for Civil Rights, 1400 Independence Avenue, SW Washington, D.C. 20250-9410; or (2) Fax: 833-256-1665 or 202-690-7442; or (3) Email: program.intake@usda.gov.

Elements of Design

A design is a visual plan you can use to create your 4-H project. Everything you see has a design. When you describe something you see, you use words that tell about the lines, shapes, colors, textures, & spaces. **Line, shape, color, texture, & space are the basic elements of design.**

Line

Lines can be horizontal, vertical, dotted, zig zag, curved, straight, diagonal, bold, or fine. Lines can show direction, lead the eye, outline an object, divide a space, & communicate a feeling or mood.

Shapes

Shapes are made by connecting lines. Circle, square, triangle, & freeform are words used to identify shapes. Look at the objects around you, & describe their basic shapes. Are they one shape, or are they a combination of many shapes? After doing this several times, you will understand what shape really is. Line creates two dimensional or flat shapes. When shapes are three dimensional, we call them forms. Circles are shapes; a ball is a form. Squares are shapes, but cubes are three dimensional & called forms. A sculpture is a three dimensional form.

Color



Color is described with the words hue, value, & intensity. Hue refers to the name of the color – red or blue, for example. Value tells the lightness or darkness of a hue. Intensity refers to the brightness or dullness of a hue. You can use a color wheel & learn how colors work together in the publication, 4-H 633 Color.

Texture

Texture is the surface quality of an item. It's how something feels when touched, or looks like it would feel if touched. Sandpaper is rough. Velvet is smooth. A drawing of a tree stump could show rough outer bark & a smooth inner surface. Search for ways to add texture to your projects. Texture adds variety & interest.

Space

Space refers to the area that a shape or form occupies. It also refers to the background against which we see the shape or form. Space can be defined as positive or negative. The positive space of a design is the filled space in the design – often it is the shapes that make up the design. Negative space is the background. The negative space in design is as important as the positive area.



Principles of Design


Some combinations of design elements (line, shape, color, texture, & space) work better than others. Here are some guidelines to help you understand why some combinations work & others do not work as well. These guidelines – **rhythm, proportion, emphasis, balance, & unity** – are the principles of design.

Rhythm

You have felt rhythm in music. Rhythm is also a part of things you see. It allows the eye to move from one part of a design to another part.

Rhythm can be created by:

- Repeating a color, shape, texture, line or space when designing.
- Varying the size of objects, shapes, or lines in sequence (small or large).
- Using a progression of colors from tints to shades (light blue to dark blue).
- Shifting from one hue to a neighboring hue (yellow to yellow-orange to orange to red-orange to red).



Proportion


Proportion refers to the relationship between one part of a design & another part or to the whole design. It is a comparison of sizes, shapes, & quantities. For example, the relationship between the vertical & horizontal measurements of a wall hanging may be pleasing because the unequal lengths produce an interesting contrast.

Emphasis

Every design needs an accent – a point of interest. Emphasis is the quality that draws your attention to a certain part of a design first.

There are several ways to create emphasis:

- Using a contrasting color.
- Using a different or unusual line.
- Making a shape very large or very small.
- Using a different shape.
- Using plain background space.



Balance

Balance gives a feeling of stability. There are three types of balance. **Symmetrical**, or formal balance, is the simplest kind. An item that is symmetrically balanced is the same on both sides. Our bodies are an example of formal balance. If you draw an imaginary line from your head to your toes dividing your body in half, you will be pretty much the same on both sides. Designs that have a **radial balance** have a center point. A tire, pizza, & a daisy flower are all examples of design with radial balance. When you look through a kaleidoscope, everything you see has a radial balance. **Asymmetrical balance** creates a feeling of equal weight on both sides, even though the sides do not look the same. Asymmetrical designs also called informal designs because they suggest movement & spontaneity. Asymmetrical balance is the hardest type of balance to achieve & often takes experimenting or moving elements around until balance is achieved.



Unity

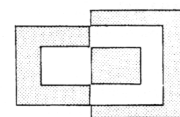
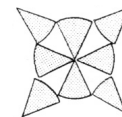
When things look right together, you have created unity or harmony. Lines & shapes that repeat each other show unity (curved lines with curved shapes). Colors that have a common hue are harmonious.

Textures that have a similar feel add to unity. But too much uniformity sometimes can be boring. At the same time, too much variety destroys unity.

Honesty of Design

Honesty of design refers to three specific areas – media, form, & function.

You are being honest with a medium when you are family with that medium, use it to its best advantage, & avoid making it look to something else. Clay should not be glazed to look like wood, & wood should not be painted to look like clay bricks. Honesty related to form & function means that parts of a design should work in ways they were intended. Doors on woodworking projects should not be fake; they should open. A flowerpot should be designed to complement the flowers & not draw the most attention to the pot.



Ideas & Inspirations

Where do you get your ideas? Just as you do not copy from the encyclopedia when you write a term paper or from another person's paper when you take a test, you should never copy another person's design. You are what makes your designs special! Inspiration or sources for designs may come from poetry, music, nature, & your own photographs & sketches. Let these inspirations be springboards for your imagination.

Evaluating Design

Evaluating your designs & those of others can help you improve your understanding about design.

You can get help in evaluating your work from many people, among them your parents, other 4-H members, leaders, teachers, & fair judges. There is seldom only one way to improve a design, so don't be surprised if different people have different ideas on how you might change your work. In the end, the decision is yours. Becoming a good designer takes practice. The more you talk about & play with the elements & principles of design, the easier it will be to use them effectively.

Here are some questions to ask yourself about your designs.

1. Where did you get the idea for your design?
2. Describe one of the design elements. How did you use it?
3. What do you like about the way your design looks?
4. What might you change another time?
5. Is your design honest in media, form, & function?

Wright County Static Premier Exhibitor Award

An overall Premier Static Exhibitor & Reserve Premier Static Exhibitor will be selected for the divisions of Junior, Intermediate & Senior. The areas of involvement include live Communications events, Fashion Revue & clothing classes & Static Exhibits. Your involvement will be weighted, & bonus points attached when you participate in all three areas. Step outside your box & reap the rewards of new skills. Prizes will be awarded for the top two exhibitors in each age division.

Pre & Post Fair Work Schedule

4-H Exhibit Building Work Schedule for set up & cleanup will be sent to 4-H club leaders.

Judging Schedule

Family & Consumer Sciences, Agriculture & Natural Resources, Personal Development, Animals, Science, Engineering & Technology, exhibits will be judged on Tuesday, July 9 9:00 am-1:00 pm. All static exhibitors must be checked in by 12:00 pm on Tuesday July 9.

4-H Club Poster Display Competition

Each 4-H Club should design a tri-fold poster promoting their 4-H Club. Create a poster display or trifold poster of what makes your club unique in Wright County. All posters will be judged before opening on Wednesday. Criteria for evaluation will include:

1. Theme: How Sweet It Is
2. Attractiveness
3. Originality

4. Neatness
5. Organization
6. One focal point

Premiums:

1st	2nd	3rd	All Others
\$15.00	\$12.50	\$10.00	\$5.00

Challenge Class - Photography Elements & Principles

***SEE ENTRY PROCESS ON PAGE 29**

Class: Challenge Class Photography

2901 - Junior Challenge Class

2902 - Intermediate Challenge Class

2903 - Senior Challenge Class

901- Clover Kid Challenge Class Photography: Photo must be "How Sweet It Is." (see Clover Kids on page 46 for more information)

Rules:

1. 4-H member does not have to be entered in the 4-H Photography Project Area to participate in this class.
2. The photograph entered in the challenge class cannot be entered into another class at the fair.
3. 4-H member can have only ONE entry in the Photography Challenge Class. This entry will not be counted in the total of photography entries. Entry needs a 4-H entry tag for Challenge, must be pre-entered by June 15.
4. The **photograph must be of "How Sweet It Is."** Photographs must be the work of the 4-H member during the current project year.
5. The photograph must clearly show/depict/demonstrate/illustrate at least one design element &/or art principle.
6. The photograph must be enlarged to 5"x7" & must be in color.
7. No mats, frames, or glass are permitted but the photograph can be flush mounted on a mount board. No corner mounts may be used.
8. Please place in a plastic zip-lock bag for protection.
9. No captions permitted. Entry may be titled on the back.
10. No goal card or learning cards are required.
11. Entry will be judged on how it meets criteria, creativity, technical quality, exhibitor's evaluation, & overall appearance.
- 12 Exhibits in this class are not eligible for the Iowa State Fair.

Elements of Design: Line, Shape, Color, Texture, & Space

Art Principles: Rhythm, Proportion, Emphasis, Balance, & Unity

Challenge Class-Food & Nutrition

***SEE ENTRY PROCESS ON PAGE 29**

2904 - Junior Challenge Class: Confetti Sprinkle Cupcakes

2905 - Intermediate Challenge Class: Confetti Sprinkle Cupcakes

2906 - Senior Challenge Class: Confetti Sprinkle Cupcakes

902 Clover Kids Challenge Class - Food & Nutrition: Drop Style Sugar Cupcakes (see Clover Kids on page 46)

1. 4-H member does not have to be entered in the 4-H Food & Nutrition Project to participate in this class.
2. Members may enter ONE entry in the Food & Nutrition Challenge Class. This entry will not be counted in the total of Home Economics entries. Entry needs a 4-H entry tag for Challenge.
3. This class will not require a learning goal card. But you should know your recipe & what you have learned. For the judging process 4-H members will use a form to self-evaluate your exhibit on texture, flavor, & appearance with the judge.
4. Exhibit entry will be displayed on a firm disposable plate or flat cardboard labeled with a 4-H entry tag. Place food in plastic bag.
5. The purpose of this contest is to use only the following recipe to make, bake, & present your bread on a disposable plate. Be sure to use the ingredients listed. Do not substitute ingredients.
6. Exhibits in this class are not eligible for Iowa State Fair.

***All challenge exhibitors (Food & Nutrition & Photography) will receive premiums as listed on page 31 of the fair book.**

2024 4-H FOOD & NUTRITION CHALLENGE CLASS

Confetti Sprinkle Cupcakes!

Ingredients

1-3/4 cups (207g) cake flour (spooned & leveled)*	3 large egg whites, at room temperature* (Do not leave out for more than one hour)
3/4 teaspoon baking powder	2 teaspoons pure vanilla extract
1/4 teaspoon baking soda	1/2 cup (120g) full-fat sour cream at room temperature* (Do not leave out for more than one hour)
1/4 teaspoon salt	1/2 cup (120ml) whole milk at room temperature* (Do not leave out for more than one hour)
1/2 cup (115g) unsalted butter, softened to room temperature (Do not leave out for more than one hour)	1/2 cup (80g) rainbow sprinkles* (plus extra for garnish)
1 cup (200g) granulated sugar	

Directions

Preheat the oven to 350°F (177°C). Line a 12-cup muffin pan with cupcake liners. Line a second pan with 2 liners—this recipe makes about 14 cupcakes. Set aside.

1. Whisk the cake flour, baking powder, baking soda, and salt together. Set aside.
2. Using a handheld or stand mixer fitted with a paddle attachment, beat the butter and sugar together on high speed until smooth and creamy, about 2 minutes. Scrape down the sides and up the bottom of the bowl with a rubber spatula as needed. Add the egg whites and vanilla extract. Beat on medium-high speed until combined, then beat in the sour cream. Scrape down the sides and up the bottom of the bowl as needed. With the mixer on low speed, add the dry ingredients until just incorporated. With the mixer still running on low, slowly pour in the milk until combined. Do not over-mix. Gently and slowly whisk in the sprinkles. The batter will be slightly thick.
3. Pour/spoon the batter into the liners. Fill only 2/3 full to avoid spilling over the sides. Bake for 19-22 minutes, or until a toothpick inserted in the center comes out clean. Allow the cupcakes to cool completely before frosting.
4. Frost cooled cupcakes. (frosting recipe below)

Vanilla Buttercream Frosting

Ingredients

1 cup unsalted butter, slightly softened (Do not leave out for more than one hour)
4 cups powdered sugar
1/4 teaspoon salt
1 teaspoon vanilla extract
2 Tablespoons dairy milk (skim, 2%, or whole) (Do not leave out for more than one hour)

Directions

1. Beat the butter, salt, and vanilla together until fully combined on medium speed.
2. Reduce speed and add the powdered sugar and milk. Add the milk a teaspoon at a time to achieve the right consistency for the way you want to use the frosting. DO NOT use more than 2 tablespoons of milk.
3. Slowly increase the speed of the mixer and beat until the frosting is light and fluffy.

2024 Clover Kids Food & Nutrition Challenge Class

Drop Style Sprinkle Sugar Cookies

Description

You can make these soft, chewy, sprinkle loaded drop style sugar cookies with only 8 ingredients! No rolling pin or cookie cutters required. Make sure you chill the cookie dough for at least 2 hours before baking. Learn how to whisk, beat, scrape, roll, and chill cookies!

Ingredients

1-1/2 cups all-purpose flour
1-1/2 teaspoons baking powder
1/4 teaspoon salt
1/2 cup unsalted butter, softened to room temperature (Do not leave out for more than one hour)
3/4 cup granulated sugar
1 large egg, at room temperature (Do not leave out for more than one hour)
1 teaspoon pure vanilla extract
1/2 cup sprinkles, plus more for toppings

Directions

1. Whisk the flour, baking powder, and salt together in a medium bowl. Set aside.
2. In a large bowl using a hand mixer or stand mixer fitted with a paddle attachment, beat the butter and granulated sugar together on medium-high speed until creamed, about one minute. Add the egg and vanilla extract and beat on high speed until combined about 1 minute. Scrape down the sides and up the bottom of the bowl and beat again as needed to combine.

3. Add the dry ingredients to the wet ingredients and mix on low until combined. Beat in ½ cup of sprinkles. Dough will be thick and sticky. Scoop larger sections of dough (about 2 tablespoons of dough each) and roll into balls. For extra sprinkle goodness, lightly dip the tops of the cookie dough balls in more sprinkles. Place dough balls onto a larger plate or lined baking sheet.
4. Cover and chill the cookie dough balls in the refrigerator for at least 2 hours.
5. Preheat oven to 350°F (177°C). Line baking sheets with parchment paper or silicone baking mats. Set aside.
6. Arrange chilled cookie dough balls 3 inches apart on the baking sheets. Bake for 12-13 minutes or until lightly browned on the sides. The centers will look very soft.
7. Remove from the oven and allow cookies to cool on the baking sheet for 5 minutes before transferring to a wire rack to cool completely.
8. Cookies stay fresh covered at room temperature for up to a week.

Wright County 4-H Mystery Bag Cooking Contest

Saturday, 2:00 p.m.

4-H Exhibit Building

Rules:

1. Limited to 6 teams of 2 people. Teams may consist of any combination of two youth grades 7-12 &/or adults..
2. Pre-register by noon Friday, the day before the contest.
3. Contestants are to bring an electric skillet, long heavy extension cord, knife, spoon or spatula & up to 3 condiments from the following list: herbs/spices, mustard, ketchup, BBQ sauce, jam/jelly, soy sauce, Worcestershire sauce, honey, bottled marinade, salsa, chocolate/caramel syrup, salad dressing (not Miracle Whip type).
4. Items furnished include salt & pepper, water, spray for skillets, a cutting board, & a plate for the final presentation to the judges.
5. At the time of judging contestants will be given a mystery bag with various products included. You will be given 30 minutes to prepare your own edible creation from the contents.
6. All entrants will open their bags at the same time.
7. Entries will be judged on 40% creativity, 40% best use of products, & 20% showmanship.
8. Awards will be awarded to the first, second & third place overall. One prize will be awarded in showmanship.

CLASS DESCRIPTIONS

Most exhibit classes have specific guidelines & requirements that will be included in the judging process. Members are strongly encouraged to go to www.extension.iastate.edu/4h/exhibit-tip-sheets for information on judging criteria for exhibits that they create from their 4-H project learning.

Animals

- 10110 Animal Science** – An exhibit (other than the animal itself) that shows learning about a large or small animal including beef, dairy cattle, dairy goats, dogs, horse & pony, llamas, meat goats, pets, poultry, rabbits, sheep, swine, etc. Ownership of an animal is not required.
- 10120 Veterinary Science** - An exhibit that shows learning about keeping animals healthy, animal diseases, animal/human interaction, or other learning related to Veterinary Science.

Agriculture & Natural Resources

- 10210 Crop Production & Plant Science** - An exhibit that shows learning about growth, use, & value of field crops; plant growth; soils & soil fertility; or any other learning related to crop production & plant science.
- 10220 Conservation, Environment, & Sustainability** – An exhibit that shows the connections between humans & their environment including energy, energy conservation, stewardship, conservation, creating habitat, etc.
- 10222 Entomology** – An exhibit (excluding live specimens) that shows learning or is an outgrowth of an entomology or bee project experience. Includes specimen collections & may include products (ex: honey) or equipment as part of the display.
- 10224 Fish & Wildlife** – An exhibit that shows learning about a fish &/or wildlife project or program such as identification, habitats, harvest, taxidermy, etc. Any specimens must have been legally taken & must include information about date & location of harvest, or who the specimen was acquired from if not self-harvested. Feral pigs (including Russian/European Boar) are NOT permitted in taxidermy exhibits.
- 10226 Forestry** – An exhibit, including collections, that show learning from participation in a forestry project or program.
- 10230 Horticulture & Plant Science** – An exhibit that shows learning about the growth, use, & value of plants, soils, small fruit production, vegetable & flower gardens, plant nutrition, careers, etc. (Garden crops & herbs are exhibited in classes in the 4-H Horticulture Department under 4-H Livestock.)
- 10235 Home Grounds Improvement** – An exhibit that shows learning about landscape plans, selection of landscape plants, ornamental garden features, home yard improvement, storage sheds, careers, etc.
- 10240 Outdoor Adventures** – An exhibit that shows learning about backpacking, biking, camping, canoeing, fishing, hiking, or other outdoor activities.
- 10250 Safety & Education in Shooting Sports** – An exhibit that shows learning about safe & responsible use of firearms & archery equipment or wildlife management. (The exhibit may not include actual firearms; archery equipment allowed if tips are removed from arrows.)

- 10260 Other Agriculture & Natural Resources** – An exhibit that shows learning about agriculture or natural resources & does not fit in any of the classes listed above.

Creative Arts

- 10310 Music** – An exhibit that shows learning about musical performance, composition, arrangements, instruments, musical styles, or history. If submitting a video or musical arrangement it must be uploaded to YouTube.
- 10320 Photography** – An exhibit, either photo(s) or an educational display, that shows learning about photography from choosing a camera or modifying your photo. Still photos only, not video.

Photography Special Rules:

1. Photographs may be either black & white or color. Photographs must have been taken since your county fair of the previous year.
2. Photographs must be a minimum of 5"x7". Finished size (including mounting/matting) of single photographs may not exceed 11"x14". Exception: Panoramic photos must not exceed 11" high by 24" in length.
3. All photographs must be printed on photographic paper & must be mounted &/or matted. Maximum thickness of finished project must not exceed 1/2" thick.
4. Mounted photos can be (a) flush-mounted [no board showing] on mounting board or (b) with mount borders [window mat or flat mount directly on board]. Exhibitors may cut their own mounting boards, use ready-cut window mats, or have matting done professionally.
 - **4-H members are responsible for design decisions such as mounting, matting, color, & size.**
 - **Framed photographs (including floating frames) will not be judged.**
5. A series is a group of photographs [3 to 5] that are related to or tell a step-by-step story. Photographs must be mounted together and numbered in story order or sequence. Finished size of individual photographs in a series must be a minimum of 5"x7" and should not exceed 6"x8".
6. Edited photos should include a copy of the photo before edits.
7. Subject matter of photographs must be in good taste & be appropriate for public display in a 4-H setting.
8. Photographs depicting unsafe practices or illegal activities will not be displayed.
9. Iowa State Fair 4-H photography exhibitors must use the most current Photo Exhibit Label to provide required information for photo exhibits.
10. Exhibitors entered in 4-H Photography are not eligible to exhibit in the FFA Photography Show & vice versa.

- 10340 Creative Photography** – A photographic image that was creatively edited or modified beyond reality in a creative, imaginative, & experimental way to make it more interesting & visually engaging. Could be a composite of multiple photographs.

Creative Photography Special Rules:

1. *Photograph/image may be mounted/matted.*
2. *If mounted, photograph/image must be mounted on foam core no smaller than 5" in length or larger than 14" in length.*
3. *Photograph/Image can be digitally created.*
4. *Exhibit must have the most current Photo Exhibit Label on back with required information for photo exhibits. Exhibit write up should include additional information about the processes & decisions used to develop the exhibit.*
5. *Subject matter must be in good taste & be appropriate for public display in a 4-H setting.*
6. *Photographs depicting unsafe practices or illegal activities will not be displayed.*

- 10345 Photography Idea/Educational Display** – An exhibit that demonstrates learning about photography that does not fit into any previous photography class. This class may include educational displays about printing, processing, editing, marketing, branding, merchandising, etc., as it relates to photography. Display board size may not exceed 48" by 48".
- 10540 Digital Storytelling (Entries will be entered through Personal Development Class 10540)** – An exhibit that demonstrates the application of technology to produce a creative movie/film/video. Exhibits may include a finished movie or video, creation of a detailed storyboard, editing techniques using digital video software, production techniques, or other display to share what was learned. Copyright permission must be obtained for any non-original material included as part of a film/movie/video. Finished movie/film/video must be uploaded to YouTube.
- 10350 Visual Arts: Original Art** – An exhibit that shows learning through creation of original art. Original art is a one-of-a-kind, non-replicable design of your creation. By using one medium or a combination, an individual creates an authentic work of art that is not recognizable as another's work. You must explain the application of the most relevant design elements(s) & art principle(s) featured in this exhibit. Describe your inspirations, reasons, feelings, &/or motives for creating this work of art.
- 10351 Art Made from Kits (Not eligible for State Fair)** – An exhibit made from art materials (fiber, paper, clay, leather, wood, textiles, glass, plastic, metal, chalk, carbon, pigment, or nature materials) using a kit. A kit is defined as any prepackaged item where materials and designs are predetermined by the manufacture. This includes crafts made from a kit. Briefly explain techniques learned through exhibit's completion and how the design element color is used in the exhibit.
- 10355 Visuals Arts: Design, Process or Technique Exploration** – This class emphasizes process & provides the opportunity to explore a medium, practice a skill, or study & apply elements & principles of art & design. An explanation of the application of design elements or art principles used when making the exhibit must be included. This exhibit may be an object, portfolio, display, poster, or organized sketchbook. If a non-original design source is used, its origin (where the idea was found, any pictures, sketches, etc.) must be credited, acknowledged, or have copyright permission obtained. See Visual Arts Special Rule #5 & #6.

- 10360 Visual Arts: Other Visual Art Ideas/Topics** – Exhibits might include the study & research about an individual artist, style, craft, business or marketing process, planning group tour, career options, etc.

Visual Arts Special Rules:

1. *Items entered for exhibition at the Iowa State Fair must be ready for display in the home, gallery, or intended final display location: pictures framed, wall hangings & pictures ready to hang, etc. Make sure hangers are strong enough to support the item. Command Strips or other quick attach products are usually not adequate hangers. Items not ready for display will be dropped one ribbon placing.*
2. *Exhibits made from kits or preformed molds will not be accepted. Exception: Preformed molds (greenware, whiteware) may be used to provide the appropriate surface for a process technique or application of original design.*
3. *If the exhibit is a finished art object, the source of inspiration of the design, design sketches, or other process for creating the object & design must be included. For additional information, see the Visual Arts & Design Elements & Art Principles Exhibit Tip Sheets at www.extension.iastate.edu/4h/exhibit-tip-sheets.*
4. *If the exhibit is a finished art object, information must be included explaining the application of design elements & art principles used in creation of the work.*
5. *Original works of art must be a creative expression of a design unique to the artist or represent a significant modification to an existing design to make a new & original statement by the artist.*
6. *Exhibition of derivative works created by a 4-H member is prohibited without the written permission of the original copyright holder/owner. Use of copyrighted or trademarked designs, images, logos, or materials in 4-H visual arts exhibits is prohibited unless written permission has been obtained from the copyright or trademark holder/owner. For additional information, see 4-H Exhibit Copyright Information at <https://www.extension.iastate.edu/4h/visual-art>.*

Family & Consumer Sciences

- 10410 Child Development** – An exhibit that shows learning about children. An exhibit could include careers in child development, caring for children with special needs, childcare, growth and development, or safety and health. An exhibit that includes items intended for use with children, such as babysitting kits, books, learning games, or toys, must include information about what you have learned about children while creating and using the exhibit OR what the child/children learned from their use of the item(s) in the exhibit.
- 10420 Clothing & Fashion: Constructed/Sewn Garments & Accessories** – A constructed garment or accessory (sewn, knitted, crocheted, or other process) that shows learning about style, fashion, design, thrifty spending, wardrobe planning, types of fabrics, &/or clothing care. Exhibits must be intended to be worn by humans.
- 10422 Clothing & Fashion: Purchased Garments & Accessories** – Purchased garments or accessories that show learning about style, fashion, design, thrifty spending, wardrobe planning, types of fabrics, &/or clothing care. Exhibits must be intended to be worn by humans.
- 10424 Clothing & Fashion: Other Ideas/Educational Exhibits** – Any other educational exhibit that shows learning about clothing & fashion including design illustrations, exploration of clothing styles, careers, clothing care, etc.

Clothing & Fashion Special Rules:

1. *Outfits or accessories which will be worn during the Awardrobe Clothing Event may not be entered as a 4-H Iowa State Fair exhibit.*
 2. *Exhibits in classes 10420 & 10422 must include information about application of design elements & art principles. Exhibits in class 10424 should include information about application of design elements & art principles if appropriate for the exhibit.*
- 10430 Consumer Management** – An exhibit that shows learning through savvy budgeting, comparison shopping, money management, or consumer rights & responsibilities.
- 10440 Food & Nutrition: Prepared Product** – An exhibit of a prepared food product that shows skills or learning about cooking, baking, eating & choosing healthy foods, or safety practices through the making of a prepared food product. See Food & Nutrition Special Rules below & HS 76 “Foods for Iowa 4-H Fairs – Quick Reference Guide” at <https://store.extension.iastate.edu/product/6434> for additional information regarding prepared food products. ***Display boxes are not allowed for prepared products at the Iowa State Fair.***
- 10442 Food & Nutrition: Preserved Product** – An exhibit of a preserved food product that shows skills or learning about food preservation through the making of a prepared or preserved food product. Processed honey may be exhibited in this class. See Food & Nutrition Special Rules below & HS 76 “Foods for Iowa 4-H Fairs – Quick Reference Guide” at <https://store.extension.iastate.edu/product/6434> for additional information regarding preserved food products.
- 10445 Food & Nutrition: Educational Display** – An educational exhibit (poster, report, display) that shows skills or learning about cooking, baking, eating, & choosing healthy foods, meal planning/preparation & service, safety practices, or food preservation. See Food & Nutrition Special Rules below & HS 76 “Foods for Iowa 4-H Fairs – Quick Reference Guide” at <https://store.extension.iastate.edu/product/6434> for additional information regarding prepared & preserved food products. Exhibits showing learning about meal planning & service must include a menu.

Food & Nutrition Special Rules:

1. *Any exhibit considered to be a food safety risk or portray a food safety risk will not be accepted, judged, or displayed.*
2. *All food products/exhibits should be appropriate for human consumption.*
3. *Food product exhibits must be prepared, baked, or cooked using only food grade utensils & containers.*
4. *Products that require refrigeration will not be accepted, judged, or displayed.*
5. *Meat jerky products are prohibited.*
6. *The recipe must be included for any prepared or preserved food exhibit, including the source of the recipe.*

7. Preserved foods must include the Preserved Food 4-H Exhibit Label. *Only food processed after August 1, 2023, is acceptable. Current USDA &/or Iowa State University guidelines for home food preservation must be used. Processed honey must include the Honey Label for 4-H Exhibits.*
8. Preserved foods exhibits must include two product samples. One will be opened for evaluation & discarded; the second will be placed on display & returned to the exhibitor. All perishable food products will be discarded when removed from display.
9. Prepared foods should be placed on a firm disposable plate or flat cardboard. Place food product exhibit in a re-closable plastic bag with entry tag fastened outside the bag. Recommended number of items to include with the exhibit:
 Cookies, cupcakes, bars, muffins, rolls, etc. – four (4) to six (6) items
 Cakes, loafs, pies, etc. – one (1) whole product
10. The use of alcoholic beverages in the preparation or production of 4-H food exhibits is NOT permitted.

10450 Health – An exhibit that shows learning through food choices, physical activity, safe activities, skills such as first aid & CPR, careers, &/or healthy lifestyle choices.

10460 Home Improvement – An exhibit that shows learning in planning, improving, & caring for your home living space, including extended personal living areas immediately adjacent to the home. Exhibits may include new or refinished/reclaimed/restored items. Exhibits showing learning about home design, furniture, home accessories, & fabrics must include information about how design elements & art principles were applied.

Home Improvement Special Rules:

1. Items entered for exhibition at the Iowa State Fair must be ready for display in the home: pictures framed, wall hangings & pictures ready to hang, etc. Make sure hangers are strong enough to support the item. Command Strips or other quick attach products are usually not adequate hangers. Items not ready for display will be dropped one ribbon placing.
2. Exhibit write-up/information must include source of inspiration &/or references indicating where the idea or information was obtained, giving credit to original author(s), designer(s), artist(s).

10470 Sewing & Needle Arts – A constructed item (sewn, knitted, crocheted, or other process) that shows learning & skill in sewing, knitting, crocheting, or other needle arts. May include the construction of household items such as pillowcases, curtains, table runners, quilts, wall hangings, etc. Exhibits in this class are not intended to be worn by humans.

10472 Sewing & Needle Arts: Other Ideas/Educational Exhibits – Any other educational exhibit that shows learning about sewing & needle arts including construction techniques, use & care of fabrics & fibers, design illustrations, decorative processes, careers, etc.

NOTE: Exhibits in classes 10470 & 10472 should include information about application of design elements & art principles if appropriate for the exhibit.

10480 Other Family & Consumer Science – An exhibit that demonstrates learning about a family & consumer science topic that does not fit any other Family & Consumer Science class listed.

Special Exhibition: Thrifty Meal Challenge

10490 Thrifty Meal Challenge – Create a balanced, nutritious meal for family of four (4) that includes a serving from each of the five food groups with a budget of \$11.

Thrifty Meal Challenge Special Rules:

1. Each county may advance one (1) exhibit in this class to the Iowa State Fair.
2. All entries will receive an evaluation & ribbon.
3. Exhibit may be from an individual or group effort.
4. The total expense on receipt(s) must not exceed \$11.
5. The meal must serve four (4) people, with a serving for each person from each of the five (5) food groups: Fruit, Vegetable, Protein, Grain, and Dairy.
 - a. Recommended portion sizes per person: 1/2 cup fruit, 1/2 cup vegetable, 3 ounces protein, 1-2 ounces grain, 1 cup equivalent dairy
 - b. If there is a dairy allergy, you may substitute it with a calcium-rich item, but you will need to indicate the allergy and identify how the item substituted provides enough calcium
6. The exhibit will be a poster (maximum size 20"x30") that includes:
 - a. A copy of the Thrifty Meal Challenge Worksheet attached to the back of the poster.
 - b. The menu, the outline of food items, and appropriate portion sizes for each food item.
 - c. Meal type (breakfast, lunch, or dinner).
 - d. Copy of grocery receipts (up to 2).
 - e. Photos of the experience: grocery shopping, food preparation, and prepared meal.

For more information about this special challenge, please go to <https://www.extension.iastate.edu/4h/meal-challenge>.

Personal Development

10510 Citizenship & Civic Engagement – An exhibit that shows learning about or contributing to your community, your country, or your world.

10520 Communication – An exhibit that shows learning about written, oral, or visual communication skills. Includes learning from participation in Theatre Arts projects or programs such as puppets, stage design, etc. May include original creative writing, poetry, fiction, non-fiction, etc. If finished exhibit included audio or video, it must be uploaded to YouTube.

10530 4-H Poster Communication Exhibit – Special poster exhibit to visually tell a story or idea about 4-H to the general public. Exhibitors must use one of the following themes:

- 4-H is . . . (open to 4-H members interpretation)

- Join 4-H
- I <3 4-H (2023 National 4-H Week theme)
- Explore the Jungle of Opportunities in 4-H (variation of 2024 Iowa 4-H Youth Conference theme)
- 4-H Fever (variation of 2024 Iowa State Fair theme)

Poster Communication Special Rules:

1. Only one (1) poster per 4-H member may be entered. Limit of two posters per county can advance to the Iowa State Fair.
2. All posters must be designed on, or affixed to, standard poster board or foam core board: size minimum of 14"x20" or maximum of 15"x22".
3. Posters may be vertical or horizontal. Posters may be any medium: watercolor, ink, crayon, acrylic, charcoal, oils, collage, etc.
4. Posters **cannot** be 3-dimensional. Materials used to make the poster may **not** extend more than 1/8 inch above the poster or foam core board.
5. Each poster must have the completed Poster Exhibit Entry Form attached to the back.
6. Posters **cannot** use copyrighted material or exact copies of other promotional designs, such as the Iowa 4-H Youth Conference theme logo.
7. 4-H members may include the 4-H clover in the poster.
8. All 4-H Communication Posters will receive Certificates of Recognition & written evaluation comments. Outstanding posters will receive Seals of Merit. Superior posters will receive Seals of Excellence.

10540 Digital Storytelling (See also Creative Arts) – An exhibit that demonstrates the application of technology to produce a creative movie/film/video. Exhibits may include a finished movie or video, creation of a detailed storyboard, editing techniques using digital video software, production techniques, or other display to share what was learned. Copyright permission must be obtained for any non-original material included as part of a film/movie/video. Finished movie/film/video must be uploaded to YouTube.

10550 Leadership – An exhibit that shows learning about leadership skills & influencing others in a positive way.

10560 Self-Determined – An exhibit that shows learning as part of your 4-H adventure & does not fit any other class.

Personal Development Special Rule:

1. Exhibits entered in Personal Development classes should include reflection by the 4-H member stating how they personally grew or benefited from the exhibit. Why was this exhibit important to them as a person?

Science, Engineering, & Technology (SET)

- 10610 Mechanics** – An exhibit that shows skills or learning about general mechanics or engineering solutions or that involve a combination of skills.
- 10612 Automotive** – Repaired or restored vehicle. (**Note: vehicles will be on display at the Iowa State Fair one day only, tentatively Thursday, August 8.**)
- 10613 Automotive: Educational Display** – An exhibit that shows learning about an automotive idea including automotive maintenance, auto operations, auto safety, or automotive systems.
- 10614 Electric** – Constructed or repaired article or educational display that shows skills or learning about electric wiring, appliances, lighting, electrical energy sources, safety, etc.
- 10615 Small Engine** – Repaired or restored operating engine or educational display or other type of exhibit that shows skills or learning about small engines. This class includes repaired or restored lawn tractors, small motorcycles, go-karts, etc.
- 10616 Tractor** – Repaired or restored tractor. Note: A conference judging opportunity for exhibitors of repaired or restored tractors in Class 10616 will be offered during exhibit check-in. (Conference judging may not be available during all check-in times.) Tractors will be displayed outside throughout the Iowa State Fair. Release time Sunday, August 18, after 7 pm.
- 10617 Tractor: Educational Display** – An exhibit that shows learning related to tractors, tractor mechanics, tractor operations, or tractor safety.
- 10618 Welding** – Constructed item or educational display that shows skills or learning about welding.
- 10620 Woodworking** – An exhibit that shows learning about wood, woodworking techniques, & safe uses of woodworking tools & machines. Exhibits may include newly constructed or refinished/reclaimed/restored wood items.
- 10630 Science, Engineering, & Technology** – An exhibit that shows learning about or helps explain how science & technology help us interact with the world. Topics include aerospace, biological & chemical sciences, computers & networking, earth & climate, geospatial mapping (GPS/GIS), or any other application of science, engineering, or technology.
- 10632 Aerospace** – Educational display or other exhibit (including flyable models) showing learning about an aerospace idea or topic.
- 10634 Robotics** – Educational display or other exhibit (including working robots) showing learning about robotics & robotic systems.

Science, Engineering, & Technology Special Rule:

1. Exhibitors entered in the 4-H Science, Engineering, & Technology classes are not eligible to exhibit in similar FFA Ag Mechanics classes & vice versa.

4-H Communication Event Program

This department is open to youth who are participating in the 4-H Youth Development programs conducted by Iowa State University Extension & Outreach.

All participants are responsible for reading & complying with the Iowa State Fair Communication Event program rules, 4-H General Rules & Regulations, & specific class rules & regulations.

PURPOSE: The Communication Event Program provides opportunities for 4-H youth to develop their personal communication skills by sharing talents, knowledge, or information with others. The events provide a series of developmental experiences for different age levels.

Counties may enter up to the assigned quota for Educational Presentations (6), Working Exhibits (4), Share-The-Fun (3), & Extemporaneous Speaking (2). No more than two (2) performances from an individual county will be scheduled during a Noon Share-The-Fun show. Limit of two (2) 4-H Poster Communication entries per county.

General Communication Event Program Rules & Regulations

1. 4-H members who have completed 5th grade through 12th grade (or that equivalent) in 2024 are eligible to participate at the Iowa State Fair. Exception: Share-The-Fun & Extemporaneous Speaking - See class rules for age guidelines.
2. Educational Presentations & Working Exhibits may be given by one or more 4-H members. Teams consisting of youth of mixed grades will be subject to the time limits based on the grade of the member in the highest grade level (i.e., a team with a 5th grader & an 8th grader will use the times for the intermediate/senior class).
3. Topics selected by the 4-H member(s) should be an outgrowth of their 4-H experience(s). Topics should be appropriate for presentation to a general audience.
4. Educational Presentation, Working Exhibit, & Extemporaneous Speaking participants cannot be involved in another event (communication event, clothing programs, livestock show or judging) during the half-day they are scheduled to participate in their communication event. Share-The-Fun participants cannot be involved in another event from 30 minutes prior to the beginning of the schedule show to 15 minutes following the show.
Participation in multiple activities may not always be possible because of schedule conflicts.
5. All participants are required to attend the scheduled orientation session prior to participating in their event. (Times subject to change.)
 - Educational Presentations: 8:30 am or 1:00 pm (August 8-17)
 - Working Exhibits: 8:30 am or 1:00 pm (August 8-17)
 - Share-The-Fun: 20 minutes prior to the show, normally Noon & 5:00 pm - times may vary (August 8-17)
 - Extemporaneous Speaking: 8:30 am or 1:00 pm Monday, August 12/Thursday, August 15; 8:30 am Sunday, August 18
6. Only presenters are allowed in the Educational Presentation, Working Exhibit, & Extemporaneous Speaking preparation rooms.
7. Educational Presentation & Working Exhibit participants will be involved in a “peer evaluation program”.
8. All 4-H Educational Presentation, Working Exhibit, & Extemporaneous Speaking participants will receive Certificates of Recognition & written evaluation comments. Seals of Merit will be presented to those giving outstanding presentations. Seals of Excellence will be presented to those giving superior presentations. Share-The-Fun participants will receive participation ribbons & a written critique of their performance. Participants are expected to be present for awards given at the close of their event session.
9. Participants in the 4-H Communication Program are expected to wear appropriate clothing representative of the 4-H Youth Program &/or the topic of the presentation.
10. 4-H members must use sanitary & safe procedures & methods at all times. Educational Presentations & Working Exhibits involving food must follow established food safety guidelines.
11. Stickers are not allowed in the 4-H Exhibits Building. Stickers may not be used in any Communication Event for any reason.
12. If live animals will be used as part of a Communication Event, the exhibitor must comply with the 2024 Health Requirements for the Exhibition of Livestock, Poultry and Birds at State Fair. District Shows and Exhibitions. This can be found at <https://iowaagriculture.gov/animal-industry-bureau/animal-asmission-health-requirements>. Animals that do not comply will not be allowed in the 4-H Exhibits Building or on the Iowa State Fairgrounds.
13. All participants are expected to comply with all copyright/trademark regulations. Copyrighted material may not be distributed without permission.
14. A \$12.00 fee per entry will be billed to the county. Entries should be selected from a county communication event program.
15. Allocated premiums will be paid to counties based on the participation in the 4-H Educational Presentation, Working Exhibit, & Extemporaneous Speaking opportunities. There will be no premium allocations for Share-The-Fun.

11100 Educational Presentation – Provide an opportunity for 4-H members to demonstrate communication skills by presenting knowledge, information, or a process to an audience.

Educational Presentation Rules

1. Time limit: Junior Presentations (5th & 6th grade) must not exceed 15 minutes. Intermediate/Senior Presentations (7th - 12th grade) must not exceed 20 minutes. Presenters will be verbally told to “STOP” when they exceed the time limit.
2. Participants must turn in a completed Educational Presentation Report form during event check-in.
3. 4-H members may participate in one Educational Presentation per year at the Iowa State Fair.
4. Presentation content must be the original work of the presenter(s). Extensive paraphrasing from other sources is prohibited. Use of brief quotations or excerpts of from other work(s) is permitted provided the source is identified.
5. A judge’s critique/conference with each participant will be included.

11200 Working Exhibit – Provide an opportunity for 4-H members to communicate, interact with, & teach an audience in an informal & experiential way.

Working Exhibit Rules

1. Time limit: All participants/teams will be scheduled for a 30-minute period.
2. Participants must turn in a completed Working Exhibit Report form during event check-in.

3. 4-H members may participate in one Working Exhibit per year at the Iowa State Fair.

4. A judge's critique/conference with each participant will be included.

11300 Share-The-Fun – Provide an opportunity for 4-H members to share their skills & talents before an audience purely for the sake of enjoyment.

Share-The-Fun Rules

1. Eligibility: 4-H members who have completed 5th grade through 12th grade (or that equivalent) in 2024. Exception: If the Share-The-Fun act involves a whole club, the following criteria must be applied to determine if the club can be entered in the Share-The-Fun Program at the Iowa State Fair:

- At least 80 percent of the performing group must have completed 5th through 12th grade in 2024.
- Clover Kids are not eligible to participate at the Iowa State Fair.

2. Share-The-Fun performances must not exceed six (6) minutes in length.

3. Skits, songs, stunts, short one-act plays, dance, & other entertainment are acceptable. All performances must be appropriate for presentation to a general audience.

4. All acts must turn in a completed 4-H Share-The-Fun Report form at event check-in to confirm stage setup, cue music, etc.

5. General judge's comments for the entire show will occur at the Iowa State Fair. No individual conference with the judge will occur.

11400 Extemporaneous Speaking – Encourage the development of communication skills by providing an opportunity to think, organize thoughts, prepare a speech, & respond to questions when given a limited amount of preparation time.

Extemporaneous Speaking Rules

1. Participants must be senior 4-H members - completed 9th through 12th grade (or that equivalent) in 2024.

2. Each county may enter a maximum of two (2) entries; individuals may participate once per year at the Iowa State Fair.

3. Program format:

a. Thirty minutes before the speech, each participant will draw three of the available topics, selecting one to speak on.

- The selected topic will not be available to the other participants in the speaker's assigned room. The general nature of the topics will relate to 4-H. The other two topics drawn but not chosen will be returned to the available topics for the other participants.

b. A preparation room is to be used with one participant per speaking site admitted initially & one additional participant per speaking site admitted each 15 minutes as the program progresses. A participant may not leave the preparation room until it is time to speak, nor may a participant receive help from a parent, leader, other adult, or any other youth. A program official will assist participants with the time requirements.

c. All reference material will be screened by a program official on the following basis:

- Participant may bring their own books, magazines, or newspaper clippings for reference during the thirty minutes of preparation.
- Reference material must be printed material such as books or magazines (cannot be notes, outlines, or speeches prepared by the participant or by another person for use in this program).
- Some relevant reference material will be available in the preparation room. This material will consist of historical material related to the 4-H program.

d. Each speech shall be the result of the 4-H members own efforts using approved reference material that a participant may bring to the preparation room. No other assistance may be provided. Plain note cards will be provided for each participant in the preparation room. If notes are used, the note cards provided must be used in delivering the speech.

e. Only notes made during the preparation period may be used.

f. Each speech shall be not less than four but no more than six minutes with five minutes additional time allowed for related questions, which shall be asked by the judge. The participant will be shown timecards in an ascending order (1, 2, 3, 4, 5) by the timekeeper. "Stop" will be said at six minutes.

g. The program timekeeper will introduce each participant by name, the county they represent, & read the selected question.

h. Participants are not permitted to use any props, gadgets, posters, or audiovisuals of any sort. A podium will not be available.

4. Speeches will be evaluated using the following criteria:

- a. Content related to topic
- b. Knowledge of the subject
- c. Organization of material
- d. Power of expression
- e. Voice
- f. Stage presence
- g. General effect
- h. Response to questions

5. A judge's critique/conference with each participant will be included.

10530 4-H Poster Communication Exhibit – Special poster exhibit to visually tell a story or idea about 4-H to the general public. Exhibitors must use one of the following themes:

- 4-H is . . . (open to 4-H members interpretation)
- Join 4-H
- I <3 4-H (2023 National 4-H Week theme)
- Explore the Jungle of Opportunities in 4-H (variation of 2024 Iowa 4-H Youth Conference theme)
- 4-H Fever (variation of 2024 Iowa State Fair theme)

Poster Communication Special Rules:

1. Only one (1) poster per 4-H member may be entered. Limit of two posters per county.
2. All posters must be designed on, or affixed to, standard poster board or foam core board: size minimum of 14"x20" or maximum of 15"x 22".
3. Posters may be vertical or horizontal. Posters may be any medium: watercolor, ink, crayon, acrylic, charcoal, oils, collage, etc.
4. Posters **cannot** be 3-dimensional. Materials used to make the poster may **not** extend more than 1/8" above the poster or foam core board.
5. Each poster **must** have the completed Poster Exhibit Entry Form attached to the back.
6. Posters **cannot** use copyrighted material or exact copies of other promotional designs, such as the Iowa 4-H Youth Conference theme logo.
7. 4-H members may include the 4-H clover in the poster.
8. All 4-H Communication Posters will receive Certificates of Recognition & written evaluation comments. Outstanding posters will receive Seals of Merit. Superior posters will receive Seals of Excellence.

4-H Awardrobe Clothing Event

Wright County 4-H Clothing Event Judging will be held during Static Judging July 9, 9:00 am-1:00 pm.

4-H members must check in before 12:00 noon, July 9.

Youth model their outfit at the County Fair on the James R. Johnson Stage at 4:00 pm on Friday, July 12, 2024.

Clothing; Special Rule: Art elements & principles of design are the foundation of design whether putting together fabrics for clothing & quilts, selecting furnishing for a room or creating a drawing. Design elements are line, shape, form, color, & texture. Design principles are balance, proportion, rhythm, emphasis, & unity. Information on elements & principles of design for clothing can be found at:
[http:// www.extension.iastate.edu/Publications/4H313.pdf](http://www.extension.iastate.edu/Publications/4H313.pdf).

When application of design elements & art principles must be explained, the following guidelines shall be used:

- a. Members in grades 4-6 are responsible for using a minimum of one design element within their exhibit. Youth must explain how the specified element is used in the exhibit. While not evaluated or given a higher ribbon placing for using more than one element, youth may discuss additional elements used in the exhibit.
- b. Members in grades 7-8 are responsible for using a minimum of two design elements within their exhibit. Youth must explain how the specified elements are used in the exhibit. While not evaluated or given a higher ribbon placing for using more than two elements, youth may discuss additional elements used in the exhibit.
- c. Members in grades 9-10 are responsible for using a minimum of one art principle & the element of elements used in the selected principle. Youth must explain how the element of elements are used to illustrate the selected principle. While not evaluated or given a higher ribbon placing for using more than one principle, youth may discuss additional principles & corresponding elements used in the exhibit.
- d. Members in grade 11-12 are responsible for using a minimum of two art principles & the elements used in the selected principles. Youth must explain how the elements are used to illustrate the selected principles. While not evaluated or given an additional principles & corresponding elements used in the exhibit. Each county may send the following number of participants in each class to represent their county, selected from each of the county's events.

General Overview

1. Each youth may only participate in the 4-H Awardrobe Clothing Event with only one entry per year. Participants may be selected to participate in any one of the four classes, even if they participated in that class in previous years.
2. Each county may send the following number of participants in each class to represent their county, selected from each of the county's events:
 - a. Fashion Revue Class: Four participants total with no more than two (2) participants with an entry in any given category (athletic wear, formal wear, everyday wear, costume).
 - b. \$20 Challenge Class: Four participants total with no more than two (2) participants with an entry in any given category (athletic wear, formal wear, everyday wear, costume).
 - c. Clothing Selection Class: Four participants total with no more than two (2) participants with an entry in any given category (athletic wear, formal wear, everyday wear, costume).
 - d. Innovative Design Class: Four participants total with no more than two (2) participants with an entry in any given category (athletic wear, formal wear, everyday wear, costume).
3. The categories in each class are simply for entry limit purposes. All entries in each class will be judged together.
4. Participants must be in the senior 4-H designated level (completed grades 9 – 12 the same year as the event).
5. Outfits or accessories which will be worn during the State 4-H Awardrobe Clothing Event may not be entered as another 4-H Iowa State Fair exhibit.
6. Participants must bring the garment or outfit they purchased or created, & accessories, to the State 4-H Awardrobe Clothing Event.
7. Participants should submit only the materials requested for each class (report form & photo – for ALL classes - plus a receipt for \$20 challenge). If additional materials are sent with the entry or brought to the conference judging, they will not be considered. Pages added to the report form will not be considered.
8. Participant report forms must be uploaded by county staff no later than July 31. Participants should abide by county deadlines for submitting paperwork for entry. Requests for class or group time changes will be honored as availability allows through July 31.
9. Requests made after July 31 cannot be accommodated due to our printing deadlines.
10. A \$30 registration fee is required for each participant entry. Counties will be billed following the Iowa State Fair.
11. All participants must participate in all Awardrobe Clothing Event activities at the times scheduled for their county unless the 4-H member is involved in another Iowa State Fair 4-H activity at the same time with a non-flexible schedule. Pre-approval is required prior to July 31.

Special Criteria Related to Event Participation

12100 Fashion Revue

12101 Junior Fashion Revue

12102 Intermediate Fashion Revue

12103 Senior Fashion Revue

Fashion Revue

1. The purpose of this class is to encourage the construction of a personal garment or outfit.
2. Consideration is given to fit, color, style, suitability, quality of construction, stage presentation, & required care.
3. Youth participants will model a garment or outfit they constructed, hand-knitted, machine-knitted, or crocheted during the current 4-H year.
4. A garment or outfit consists of one to three pieces such as, but not limited to, party clothes, tailored suits, vest, slacks, shirt, skirt, active sportswear, &/or coats.
5. Blouses, shirts, & sweaters are usually considered garments. If they are used to complete an outfit, they may be constructed or selected.
6. All other accessories & undergarments may be constructed or selected.

12200 Clothing Selection

12201 Junior Clothing Selection

12202 Intermediate Clothing Selection

12203 Senior Clothing Selection

Clothing Selection

1. The purpose of this class is to select &/or purchase an outfit that represents the 4-H member's goal or intended use for the selected outfit.
2. Judging is based on fit, color, style, suitability, quality & construction features, stage presentation, required care, & cost comparison.
3. There is no consideration in the judging on the amount spent, only in the process of record keeping & reflection on the cost of the individual items as a part of the process.
4. Outfits may be purchased at a department store, boutique, online store, sidewalk sales, retail shops or mall stores. Outfits may also be purchased at garage sales or other secondhand venues at any price point. Outfits may be gifts, hand-me-downs, relative or friend's modern or vintage clothing, or existing personal clothing, as long as the 4-H member selected the item as part of this specific outfit for the stated purpose.
5. Home-sewn clothing that was not sewn specifically for the participant are acceptable, such as purchases from a used clothing store.

12300 The \$20 Challenge

12301 Junior \$20 Challenge

12302 Intermediate \$20 Challenge

12303 Senior \$20 Challenge

The \$20 Challenge

1. This class is designed to expand the 4-H member's shopping experience to shopping venues emphasizing recycling, reducing, & reusing. Outfits must be purchased at a garage sale, consignment store, thrift store, secondhand store, or similar place.
2. Online venues are allowed and must be second-hand in nature. Shipping & handling are not included in the total calculations.
3. Traditional shopping venues may not be used, regardless of a low regular or sale price. Hand-me-downs or clothing as gifts do not qualify for this class.
4. Twenty dollars is the purchase price limit including tax. However, some secondhand stores & venues do not typically charge sales tax.
5. Receipt(s) for every item included as a part of the calculated total must be submitted with the entry. A garage sale receipt can be a piece of paper with the name of the location such as "Jane Doe garage sale", date, amount paid, & signature of person selling at the garage sale. If the outfit was free at a garage sale, "free" can be listed on the report form & on the receipt. Failure to provide receipts will be reflected in the evaluation.
6. An outfit consists of major clothing pieces such as a shirt, sweater, jacket and pants and/or a dress. Shoes, undergarments, & accessories are not included in the \$20 purchase price limit.
7. Alterations are permitted to achieve a desired look or fit.
8. There are no additional considerations for an outfit that totals less than \$20.
9. The outfit pieces should be purchased to meet the 4-H member's goal or intended use for the purchased outfit, & the 4-H member should have had an experience in choosing shopping alternatives, evaluating fit, quality & construction features, price, & cost comparison.

12400 Innovative Design

12401 Junior Innovative Design

12402 Intermediate Innovative Design

12403 Senior Innovative Design

Innovative Design

1. The purpose of this class is to encourage creativity & out-of-the-box thinking when creating an outfit.
2. These designs can be theatrical costumes, cosplay, wearable technology, sustainable/upcycled fashion, accessible fashion, &/or outfits that use unconventional materials.
3. The outfit must be showcased as a worn garment modeled by the exhibitor or by the individual that it was designed for.
4. Exhibitors may make their garment entirely, or permanently alter the silhouette of pre-existing materials through some method of permanent alteration or addition.
5. Consideration is given to originality & innovation.

Clothing Changed or Modified (county only)

12501 Clothing Changed or Modified (county only)

Clothing Changed or Modified (county only)

1. A member will model a garment (constructed or ready-made) that shows major changes to make it more useful. Examples include recycling a garment, design changes to a garment, etc.
2. Garments modeled in this category are not eligible for State Fair.

Horticulture Department

1. See 4-H Exhibit Building Rules.
2. Each exhibitor may make one entry per exhibit idea except where noted.
3. White paper plates (which you furnish) should be used to contain most of the entries.
4. Attach entry tag through a hole near edge of plate logically and securely.
5. Evaluation will be based on condition: specimens should be clean and free from blemishes. Uniformity: specimens should be uniform in size, maturity and color. Form: form should be typical of the variety, regular and smooth. Size: specimens should be medium to moderately large size (very large or very small specimens rate low). Color: color should be typical of the variety and uniform throughout.
6. Be sure to check publication 4-H 462 "Harvesting and Preparing Vegetables for Exhibit" for proper exhibit preparation.
7. Premiums awarded as stated in 4-H Exhibit Building Rules.
8. Only Class 10230 Horticulture (See description under Agriculture and Natural Resources) is eligible for State Fair.
9. Horticulture goal sheets are needed for each exhibit of vegetables, fruits, herbs, and individual flowers. These class numbers are 2801-2836.

2801	Plate of 3 beets
2802	One head of broccoli (or 3 side sprouts)
2803	One head of cabbage
2804	Plate of 3 carrots
2805	Plate of 2 cucumbers (slicing)
2806	Plate of 5 cucumbers (small pickling)
2807	Plate of 2 dill
2808	Plate of 3 garlic
2809	Any herb sprig in water - may have two different entries
2810	Plate of 2 Kohlrabi
2811	One plant lettuce, leaf (in water)
2812	Plate of 3 onions (dried)
2813	Plate of 3 green onions
2814	Plate of 6 peas
2815	Plate of 6 peas (edible pod)
2816	Plate of 2 hot peppers
2817	Plate of 2 sweet peppers
2818	Plate of 3 potatoes
2819	Plate of 3 rhubarb
2820	Plate of 6 snap beans
2821	One plant spinach (in water)
2822	Plate of 2 summer squash
2823	Six leaves Swiss Chard (in water)
2824	Plate of 5 cocktail, grape, or cherry tomatoes, any color/ripe

- 2825 Plate of 3 tomatoes true to their variety
- 2826 Plate of 10 fruit (all same variety)
- 2827 Plate of unusual vegetables - May be any vegetables not listed above. Include a reasonable amount of one or more kind.
- 2828 Jumbo vegetables - Potato, tomato, cucumber, summer squash
- 2829 A single specimen of flower - Grown by the member exhibited in a small container with water to keep fresh (may have two different entries).
- 2830 Vegetable or flower variety - Attach to yellow goal sheet some type of verification that the variety is new, show a seed packet, picture from seed catalog, etc.
- 4-H Exhibit Goal Sheet (Blue Goal Sheet) needed for classes 2831- 2832.
- 2831 One jar of canned vegetables - (Two separate entries of different kinds per person allowed.) Must tell process used. Call Extension Office for PM 1044 bulletin for correct procedure.
- 2832 One jar (or glass) canned fruit, jelly or jam from fruit grown by the garden project member and canned by her/him with or without help - (May have two different entries). Call Extension Office for PM 1366 bulletin on correct procedures. Must list process used.
- **Need to complete either 4-H Exhibit Goal Sheet or Horticulture Goal Sheet for classes 2833-2836.**
- 2833 Fresh Arrangement - A decorative arrangement of fresh flowers and/or plant materials - Made by the member from materials grown by the member. This creation must be different from an arrangement entered by the member in the home improvement division.
- 2834 Bucket of Flowers (county only) - Bucket/container planted and arranged by 4-H club members or individual. Minimum size container is 5 quarts; maximum, 5 gallons. Bucket/container can be container of annual or perennial flowers.
- 2835 Houseplants - May include any houseplant in bloom, any houseplant grown for its foliage (may include one or more plants of the same kind in the same container), cactus or succulent, vining plant, dish garden (with three or more plants.) Plants must be owned and cared for by exhibitor at least 3 months prior to fair. (Two entries allowed.)
- 2836 A display of vegetables - Raised as the result of work done in 4-H. May include from one to five different kinds or species of vegetables, prepared and displayed as recommended in publication 4-H 462 "Harvesting and Preparing Vegetables for Exhibit." Vegetables are to be judged on the standards listed in the above publication on an individual species basis.

Clover Kids Department

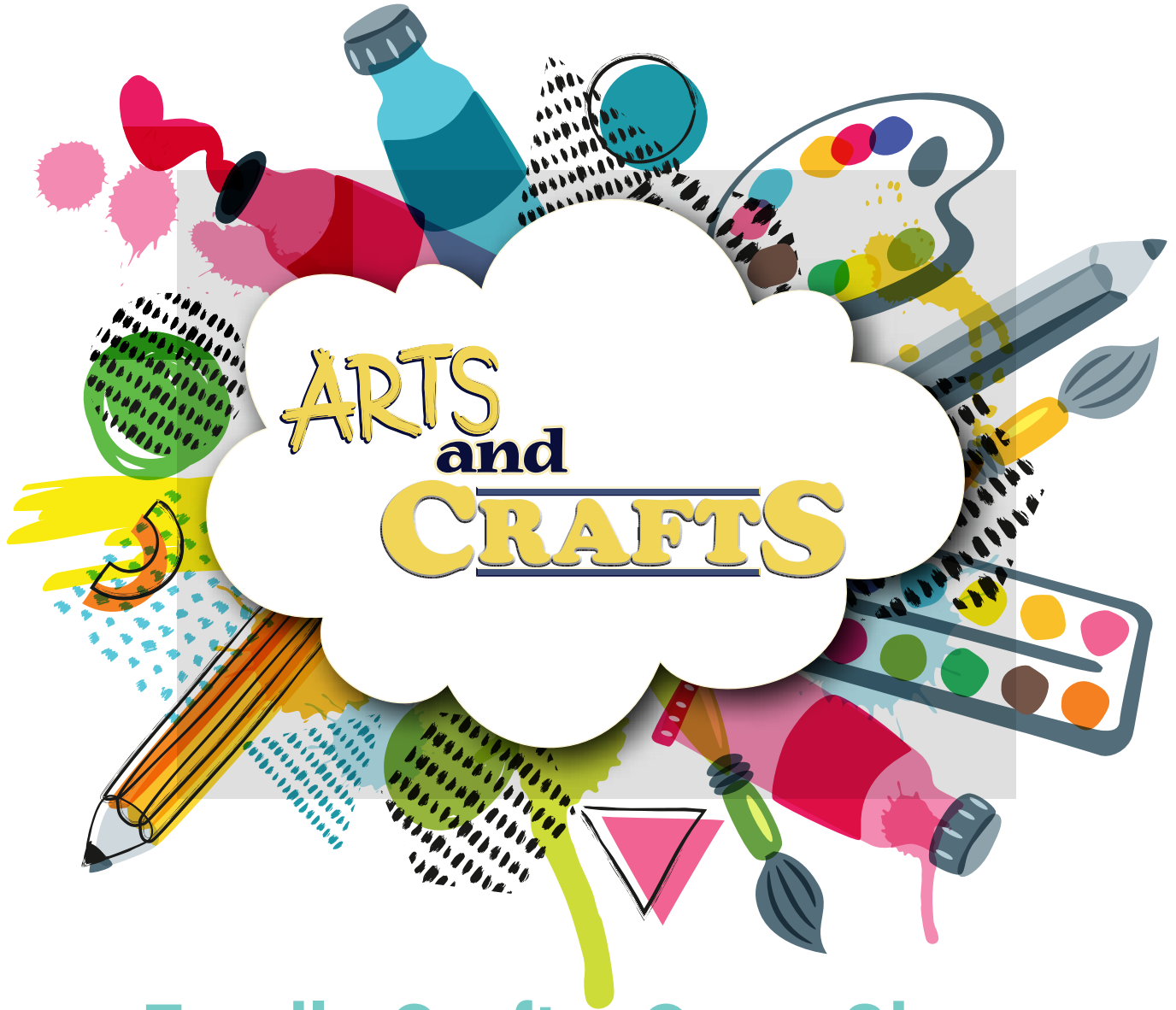
Clover Kids Classes

- 900 Static Exhibit- limit of 6 entries
- 901 Clover Kid Challenge Class Photography: Photo must be "How Sweet It Is" (anything you think is sweet: dessert, love animals, etc.).
- 902 Clover Kid Challenge Class Food & Nutrition: Drop Style Sprinkle Sugar Cookies
- 800 Clover Kids Pets
1. This class is for youth in grades K-3rd in organized Wright County Clover Kids Groups.
 2. These classes are open classes. No premiums paid. A participation ribbon will be awarded.
 3. All fair entries are to be made in FairEntry (<http://wrightcountyia.fairentry.com>) before or on June 15 by 11:59 pm.
 4. Youth should bring their exhibit(s) on Tuesday July 9, from 10:00 am-12:00 noon.
 5. Clover Kids will share about their exhibits to an older 4-H member or a caring adult in the show & tell fashion.
 6. Youth may enter up to six static exhibits not including food & nutrition or photography challenge classes. Exhibits may be anything that the youth has made while at a clover kid meeting &/or anywhere else.
 7. All entries that stay must remain on exhibit until release time of 6:00 pm Sunday.

FFA Division & FFA Best of Show

1. Note fair schedule for entry check-in & judging times.
2. Each article exhibited must be the work of an active FFA member & a product of the current chapter year.
3. Each exhibit must be the result of a different learning experience.
4. The exhibitor should be present for judging. If this is not possible, each exhibit must have a 3"x5" card or a folder which includes:
 - a. What was your exhibit goal(s)?
 - b. How did you go about working toward your goal(s)?
 - c. What were the most important things you learned as you worked toward your goal(s)?
 - d. Do you have ideas of what you would like to do in this project area next year?
5. All exhibits are to be labeled only with the official entry tag.
6. Class descriptions are listed under the Science & Engineering Department, 4-H & FFA.
7. Following the judging of all exhibits, judges will award the FFA Best of Show & Reserve Best of Show exhibits. Best of Show will receive \$50 & Banner & Reserve Best of Show will receive \$25.
8. Awards will be presented on Sunday, July 14 prior to the Bucket Bottle Calf Show at 12:30 pm in the Show Arena.

OPEN CLASS



**Family Crafts, Open Show
(located in 4-H Exhibit Building)**

Brittany Redenius

Superintendent

515-448-3351

(Fair Office)

Quilt Block

Rules & Regulations

Wright County Fair Quilt Block Class

1. Blocks entered will become property of the Wright County Fair.
2. A packet of fabric will be available at Art U Creative, 108 N. Main, Clarion for the contestant to use for construction of quilt block. **DO NOT ADD FABRICS & DO NOT QUILT OR EMBELLISH.**
3. Exhibitor may use an established pattern or create an original block.
4. Return completed quilt block(s) with excess fabric & creators contact information, as well as name of the block by June 25, 2024, to Wright Co. Fair Block, c/o Art U Creative, 108 N. Main, Clarion, IA 50525 or Sally's Sewing Room, 110 N. Main St., Clarion, IA 50525.
5. Quilt block(s) will be voted on by the public during the fair.
6. Limited to 50 quilt blocks.
7. Quilt Block Contest blocks need to be (12 inches finished - 12-1/2 inches by 12-1/2 inches unfinished).

Needlework Division

Rules & Regulations

1. All entries must be the work of the exhibitor.
2. All entries must be in place between 4:00 pm & 6:00 pm Tuesday, July 9 & will remain until Sunday evening July 14 at 6:00 pm. Be prompt! Judging will begin Tuesday, July 9 at 6:00 pm.
3. All possible care will be taken to protect exhibits, but the management will not be responsible for loss or damage to exhibits or property of the exhibitors. We suggest you bring your articles in plastic bags.
4. All entries will be judged by the following:
 - a. General appearance
 - b. Newness of material
 - c. Individuality
 - d. Neatness & quality of workmanship
5. Entries exhibited in past Fairs will not be accepted.
6. Entries in the Open Family Needlework Show are open to residents in Wright County or adjoining counties.
7. Exhibitor may enter one exhibit in no more than three of the sub-classes in each Class division with sub-classes.
8. No exhibitor will be permitted in area during judging.
9. Decision of the judge is final, not every exhibit will necessarily receive a ribbon!
10. Prize money: Blue - \$2.00, Red - \$1.00, White - Ribbon.
11. A judge's "Choice of Show" may be awarded a purple rosette.
12. Prize money (if any) will be mailed from the Fair Office after the Fair is over. Items must be picked up at 6:00 pm on Sunday, July 14 when your item is released at the 4-H Building. Prize money will not be issued to anyone who removes an exhibit from the show before closing.
13. Entries are limited to amateurs. Anyone who sells quilts or quilting for pay is considered a professional & must enter the professional class. Entries for the professional class must be designated with a "P" immediately following the exhibitor numbers on entry tag. The professionals are not eligible for the judges "Choice of Show" award.

Class 1 - Crochet
a. Afghans & Throws
b. Clothing
c. Tatting
d. Miscellaneous
e. Tablecloths
f. Doilies - Starched & Blocked
g. Baby Afghans
Class 2 - Hand Stitching
a. Cross-stitch
b. Crewel
c. Candlewicking
d. Hardanger
e. English Smocking
f. Embroidery
g. Wall Hanging
h. Wool Applique
i. Miscellaneous
Class 3 - Needlepoint
All entries must show decorative needlework-decorative sewing other than plain

sewing (ex: Cross-stitch, Embroidery, Needlepoint, Plastic Canvas, etc.)
a. Wall Hangings
b. Pillows
c. Miscellaneous
Class 4 - Latch Hook
a. Wall Hangings
b. Rugs
c. Miscellaneous
Class 5 - Holiday Decorations
a. Holiday Wall Hangings
b. Tree Ornaments
c. Novelty Items
Class 6 - Knitting
a. Afghans & Throws
b. Sweaters & Clothing
c. Accessories (Mittens, Hats, etc.)
d. Miscellaneous
e. Baby Afghans
Class 7 - Hand Quilted

Class 8 - Quilts done by one individual (Quilt Top & Quilting) - Bed Size (twin, full, queen or king)
a. Applique
b. Crazy Quilting
c. Machine Pieced
d. Paper Pieced
e. Machine Embroidery
f. Hand Embroidery
g. Hand Pieced
h. Scrap Pieced (contains 20 or more fabrics)
i. Memory Quilts (photo or T-shirt)
j. Miscellaneous
Class 9 - Quilts done one individual (Quilt Top & Quilting) - Small (Throw, Youth, Crib, Infant, Lap, or Wall)
a. Applique
b. Crazy Quilting

c. Machine Pieced
d. Paper Pieced
e. Machine Embroidery
f. Hand Embroidery
g. Hand Pieced
h. Scrap Pieced (contains 20 or more fabrics)
i. Memory Quilts (photo or T-shirt)
j. Miscellaneous
k. Holiday
Class 10 - Quilts by two or more individuals (quilt top done by one or more & quilting done by one or more)
- Specify what part of the work you did - Bed Size (twin, full, queen, or king)
a. Applique
b. Crazy Quilting
c. Machine Pieced
d. Paper Pieced

e. Machine Embroidery
f. Hand Embroidery
g. Hand Pieced
h. Scrap Pieced (contains 20 or more fabrics)
i. Memory Quilts (photo or T-shirt)
j. Miscellaneous
k. Holiday
Class 11 - Quilts by two or more individuals (Quilt Top done by one or more & Quilting done by one or more) - Small (Throw, Youth, Crib, Infant, Lap, or Wall) - **Specify what part of the work you did**
a. Applique
b. Crazy Quilting
c. Machine Pieced
d. Paper Pieced
e. Machine Embroidery
f. Hand Embroidery
g. Hand Piecing

h. Scrap Pieced (contains 20 or more fabrics)
i. Memory Quilts (photo or T-shirt)
j. Miscellaneous
Class 12 - Other Quilted Articles
a. Jacket or Vest
b. Pillows
c. Purses
d. Totes
e. Table Runner
f. 2 Placemats
g. Miscellaneous
Class 13 - Other Pieces Articles (not quilted)
Class 14 - Rugs
Class 15- Miscellaneous
CHANGES TO RULES & REGULATIONS - If quilt or item has a label, it MUST be covered for judging.

Exhibit List

Arts & Crafts Division

Rules & Regulations

1. All arrangements & handmade work must be the work of the exhibitor.
2. All entries must be in place between 4:00 pm & 6:00 pm Tuesday, July 9 & must be picked up Sunday evening at 6:00 pm. Be prompt! Judging will begin immediately after check-in on Tuesday.
3. All possible care will be taken to protect exhibits. Management cannot assume responsibility for injury or loss of exhibits.
4. All entries will be judged by the following:
 - a. General appearance
 - b. Newness of material
 - c. Individuality
 - d. Neatness & quality of workmanship
5. Entries exhibited in past Fairs will not be accepted.
6. Entries in the Arts & Crafts Division are open to residents in Wright County or adjoining counties.
7. Exhibitor may enter one item in no more than three sub-classes in each Class Division with sub-class. No copy-righted copies.
8. No exhibitor will be permitted in area during judging!
9. Decision of the judge is final, not every exhibit will necessarily receive a ribbon!
10. Prize money: Blue - \$2.00, Red - \$1.00, White - Ribbon
11. A judge's "Choice of Show" may be awarded a purple rosette.
12. Prize money (if any) will be mailed from the Fair Office after the Fair is over. Items must be picked up at 6 p.m. on Sunday, July 14 when your item is released at the 4-H Building. Prize money will not be issued to anyone who removes an exhibit from the show before closing.
13. Entries are limited to amateurs only. If you sell for profit you are professional.

Class 1 - Ceramics

Class 2 - Pottery

a. Thrown

b. Slab

c. Coil

d. Miscellaneous

Class 3 - Leather Work (pig, cow, lamb)

Class 4 - Rosemaling

a. Large

b. Small

Class 5 - Stenciling

Class 6 - Folk Art

Class 7 - Dolls

a. Soft

b. China

c. Miscellaneous

d. Porcelain

Class 8 - Holiday Decorations

a. Fall

b. Christmas

c. Thanksgiving

d. Easter

e. Miscellaneous

Class 9 - Pictures

a. Oil

b. Watercolor

c. Charcoal, Color Chalks, Pencil

d. Acrylics

e. Ink

f. Etched

g. Scratch Art

h. Miscellaneous

i. Paper Tole

j. Calligraphy

k. Novelty

Class 10 - Woodwork

a. All Hand Carved

b. Miscellaneous

c. Shelves

d. Scroll Saw

e. Recycled Wood

f. Novelty

Class 11 - Macramé

Class 12 - Tole Painting

Class 13 - Jewelry

Class 14 - Novelty

Class 15 - Baskets

Class 16 - Miscellaneous

Class 17 - Candles

a. Molded

b. Miscellaneous

Class 18 - Photography

a. People

b. Animals

c. Miscellaneous

d. Novelty

e. Landscape

f. Birds

Class 19 - Cartoon

Class 20 - Greeting Cards

a. Holiday

b. Miscellaneous

c. Stamped

d. Novelty

Family Crafts for Residents of Care Facilities

This is a separate class for any residents of any of our Care Facilities. The exhibits can be entered in classes as follows. No copyrighted copies. Items can only be shown one year. Each exhibitor may exhibit a total of three exhibits.

Needlework Division

Class 1 - Crochet

Class 2 - Hand Stitching

Class 3 - Needle Point

Class 4 - Latch Hook

Class 5 - Holiday Decorations

Class 6 - Knitting

Class 7 - Quilting

Class 8 - Rugs

Class 9 - Miscellaneous

Arts & Crafts Division

Class 1 - Ceramics

Class 2 - Pottery

Class 3 - Leather

Class 4 - Rosemaling

Class 5 - Stenciling

Class 6 - Folk Art

Class 7 - Dolls

Class 8 - Holiday Decorations

Class 9 - Pictures

Class 10 - Woodwork

Class 11 - Macramé

Class 12 - Oil Painting

Class 13 - Tole Painting

Class 14 - Jewelry

Class 15 - Novelties

Class 16 - Baskets

Class 17 - Miscellaneous

Junior Exhibitors 17 & under

Prize money (if any) will be mailed from the Fair Office after the Fair is over. Items must be picked up at 6:00 pm on Sunday, July 14 when your item is released at the 4-H Exhibit Building. Prize money will not be issued to anyone who removes an exhibit from the show before closing.

Prize money: Blue - \$2.00, Red - \$1.00, White - Ribbon

Class 1 - Open Arts & Crafts for ages 12-17	i. Weaving	Class 2 - Open Clothing & Textiles 12-17	g. Plastic Beads
a. Jewelry	j. Wood Items		h. Wall Hanging - Cross-stitch
b. Pottery	k. Novelty	Class 3 - Open Arts & Crafts for ages up to 11	i. Weaving
c. Pictures	l. Tin Punch	a. Jewelry	j. Wood Items
d. Plastic Canvas	m. Stenciling	b. Pottery	k. Novelty
e. Miscellaneous	n. Pincushion	c. Pictures	l. Tin Punch
f. Posters	o. Decoration	d. Plastic Canvas	m. Photography
g. Plastic Beads	p. Photography	e. Miscellaneous	n. Canvas Painting
h. Wall Hanging - Cross-stitch	q. Canvas Painting	f. Posters	Class 4 - Open Clothing & Textiles for ages up to 11

Clothing & Textiles Division Rules & Regulations

- All entries must be the work of the exhibitor.
- All entries must be in place between 4:00 pm & 6:00 pm Tuesday, July 9 & must be picked up at 6:00 pm Sunday evening. Be prompt! Judging will begin immediately after check-in Tuesday.
- All possible care will be taken to protect exhibits, but the management will not be responsible for loss or damage to exhibits or property of the exhibitors. We suggest you bring your articles in plastic bags.
- All entries will be judged by the following:
 - General appearance
 - Newness of material
 - Individuality
 - Neatness & quality of workmanship.
- Entries exhibited in past Fairs will not be accepted.
- Entries in the Clothing & Textile Division are open to residents in Wright County or adjoining counties.
- Exhibitors may enter one item in no more than three of the sub-classes in each Class Division with sub-classes.
- No exhibitors will be permitted in area during judging.
- Decision of the judge is final, not every exhibit will necessarily receive a ribbon!
- Prize money: Blue - \$2.00, Red - \$1.00, White - Ribbon.
- A judge's "Choice of Show" may be awarded a purple rosette.
- Prize money (if any) will be mailed from the Fair Office after the Fair is over. Items must be picked up at 6:00 pm on Sunday, July 14 when your item is released at the 4-H Building. Prize money will not be issued to anyone who removes an exhibit from the show before closing.

Exhibit List

Class 1 - Infants & Children	Class 5 - Novelty Sewing	b. Miscellaneous	e. Christmas
Class 2 - Adult Sportswear	Class 6 - Jackets	c. Stripe Piecing	Class 10 - Denim
a. Blouse	Class 7 - Recycled Material	d. Novelty	a. Applique
b. Pants	a. Denim	e. Ribbon Weaving	b. Christmas
c. Skirt	b. Dresses	Class 9 - Vests	c. Miscellaneous
d. T-Shirts	c. Vest	a. Applique	d. Novelty
Class 3 - Holiday Apparel	Class 8 - Sweatshirts	b. Miscellaneous	Class 11 - Miscellaneous
Class 4 - Dress	a. Applique	c. Stripe Piecing	
		d. Novelty	

Products of the Kitchen

Rules & Regulations

1. All entries must be the work of the exhibitor.
2. All entries must be in place between 4:00 pm & 6:00 pm Tuesday, July 9 & must be picked up by 6:00 pm Sunday evening. Be prompt! Judging will begin immediately after check-in on Tuesday.
3. All possible care will be taken to protect exhibits, but the management will not be responsible for loss or damage to exhibits or property of the exhibitors. We suggest you bring your articles in plastic bags.
4. Entries in this department are limited to amateurs only. Anyone who bakes goods to sell for profit is considered professional.
5. Exhibitors may enter one item in any sub-class.
6. Entries in the Products of the Kitchen are open to residents in Wright County & adjoining counties.
7. Cookies should be placed on double or rigid 6" or 8" paper plates. Breads should be on heavy corrugated cardboard covered with plain white paper. The cardboard should not extend more than 1/2" from the edge of the product. All products must have entry tags securely tied to pass.
8. Judging will be based upon appearance, texture & taste. Judge will decide which ribbons, if any, are to be awarded. In articles having no competition they will not award a premium unless the judge feels they are worthy of one.
9. No exhibitor will be permitted in area during judging.
10. Decision of the judge is final, not every exhibit will necessarily receive a ribbon!
11. Prize money: Blue - \$2.00, Red - \$1.00, White - Ribbon.
12. A judge's "Choice of Show" may be awarded a purple rosette.
13. Prize money (if any) will be mailed from the Fair Office after the Fair is over. Items must be picked up at 6:00 pm on Sunday, July 14 when your item is released at the 4-H Exhibit Building. Prize money will not be issued to anyone who removes an exhibit from the show before closing.
14. Must include recipe for each food item.

Exhibit List

Class 1 - Breads	n. Miscellaneous	m. Sugar free	d. Meats
a. Loaf yeast bread (white)	o. Sweet rolls (unfrosted)	n. Spritz	e. Jelly & jams
b. Loaf yeast bread (whole wheat or graham)	Class 2 - Cookies	o. Holiday cookies	f. Relish
c. Rye bread	a. Chocolate chip, 3 cookies	p. Peanut butter	g. Miscellaneous
d. Cloverleaf rolls, three (whole wheat)	b. Molasses, 3 cookies	q. Decorated	h. Fruit
e. Butterhorn rolls, three	c. Oatmeal, 3 cookies	Class 3 - Decorated Cakes & Cookies	Class 5 - Pies
f. Cinnamon rolls, three (unfrosted)	d. Kringla, 3 cookies	a. Plate of 4 cupcakes - not paper cups	No soft pies.
g. Coffee cake, quick (9x9 or 8x8) (unfrosted)	e. Chocolate brownies, 3 (spread type, not iced)	b. Decorated cake	<i>Use disposable pan.</i>
h. Quick bread with vegetables	f. Ice box, 3 cookies (not frosted)	c. Miscellaneous	a. Fruit
i. Quick bread with fruits	g. Chocolate drop cookies, 3 (not frosted)	Class 4 - Canned Goods	b. Pecan
j. Corn bread	h. Bar cookies, 3	(Include procedure for each food item)	Class 6 - Candy
k. Dinner rolls, three	i. Sugar cookies, 3	a. Pickles	a. Fudge
l. Muffins, four	j. Unbaked cookies, 3	b. Vegetables	b. Mints
m. Home milled flour	k. Ginger	c. Sauce	c. Miscellaneous
	l. Miscellaneous		Class 7 - Cobbler

Horticulture Department

Mary Hawley, Superintendent

Rules & Regulations

Read this section carefully. No awards will be given to inferior exhibits.

1. All fruits, vegetables, flowers, plants, & arboreal must be grown by the exhibitor. Entries limited to amateur gardeners.
2. Two members from the same family may not exhibit the same class unless the Junior Gardener (under 18) has his or her own section in the garden. Please comply.
3. All entries must be in place between 8:30 am & 11:30 am on Wednesday, July 10 & remain until 6:00 pm Sunday evening, July 14. Judging will be at 1:00 pm on Wednesday, July 10.
4. No entry fee is required.
5. Each exhibitor may enter up to three exhibits in any one class as the schedule permits. However, each exhibit must be a different cultivar, color, or type & named. Up to three varieties may be entered in a class, if named. Plates for vegetables will be furnished.
6. Awards given are recorded under each Division.
7. All possible care will be taken to protect exhibits, but the management will not be responsible for loss or damage to exhibits.
8. Prize money (if any) will be mailed from the Fair Office after the Fair is over. Items must be picked up at 6:00 pm on Sunday, July 16 at the 4-H Building. No prize money will be issued to anyone removing an exhibit from the show before closing.
9. Prize money: 1st - \$2.00, 2nd - \$1.00, 3rd - Ribbon.
10. The Award of Merit ribbon will be given in each division if warranted. A Judge's "Best of Show" ribbon will be awarded for the best entry of the whole show.
- 11. Entries in the Horticulture Department are open to residents in Wright County or adjoining counties.**

Vegetable & Fruit Section

When selecting entries for exhibit, the condition & uniformity of size are factors in judging, so choose carefully. Table use size is preferred.

Gently wash all dirt off, do not scrub!

Do not remove husks from corn or skin from onions.

A strip of corn husk is to be peeled back sufficiently so the judge may see top of each ear & condition of kernels. Cut off roots from onions. Pick onions a few days before fair so they can dry.

Exhibit herbs in water.

Judge's decisions are final. The cardboard should not extend more than 1/2" from the edge of the product. All products must have entry tags securely tied to pass.

Exhibit List

Division I - Vegetables	125. Peppers, green, 3	140. Tomato, patio, 3 (remove stem)	210. Rhubarb, 3 (pull out of ground, trim leaves to 1-1/2' & tie together at both ends)
101. Beans, green, 6	a. Bell	141. Tomato, early hybrid, 3 (remove stem)	211. Strawberries, 5
102. Beans, yellow, 6	b. Other	142. Turnip, 1" left on top, 3	212. Any other fruit, 3 small, 2 medium or 1 large
103. Beans, any other, 6	126. Peppers, any other color, 3	143. Any other vegetable, small, 3	213. Mulberries, 10
104. Beets, leave 1" top, 3	127. Peppers, sweet salad, 3	144. Any other vegetable, medium, 2	Division III - Herb
105. Cabbage, green, 1	128. Peppers, hot, 3	145. Any other vegetable, large, 1	301. Basil, 3 stems
106. Cabbage, red, 1	129. Peppers, collection of 3 varieties, named	146. Basket of at least 5 varieties, named (use a cloth to line basket)	302. Chives, 5 stems
107. Cauliflower, 1	130. Potatoes, red, new (2" or under), 3	147. Unusual shaped vegetable, 1	303. Dill, 1 specimen
108. Corn, white, shucks left on, 3	131. Potatoes, red, mature, 3	148. Broccoli, 1	304. Garlic, 1 stalk, 1" top left on
109. Corn, yellow, shucks left on, 3	132. Potatoes, white, new (2" or under), 3	Division II - Fruits	305. Lavender, 3 stems
110. Corn, bi-color, shucks left on, 3	133. Potatoes, white, mature, 3	201. Apple, early variety, 3	306. Mint, 3 stems
111. Carrot, leave 1" top, 3	134. Potatoes, any other, 3	202. Blackberries, 10	307. Oregano, 3 stems
112. Cucumber, slicing, 3	135. Potatoes, collection of 3 varieties, named	203. Blueberries, 10	308. Parsley, 3 stems
113. Cucumber, pickling, 3	136. Spinach, in water, 3 leaves	204. Cherries, 10	309. Any other herb, 3 stems
114. Eggplant, 1	137. Squash, zucchini	205. Grapes, 1 bunch on paper plate	310. Collection of 5 varieties, named
115. Kohlrabi, 3	138. Squash, summer, any other variety	206. Melon, cantaloupe, 1	311. Sage, 3 stems
116. Lettuce, in water, 3 leaves or 1 head	139. Tomato, cherry, 5 (remove stem)	207. Melon, watermelon, 1	312. Thyme, 3 stems
117. Onion, white, 1" top left on, 3		208. Raspberries, black, 10	
118. Onion, yellow, 1" top left on, 3		209. Raspberries, red, 10	
119. Onion, red, 1" top left on, 3			
120. Onion, plate of 3 varieties, named			
121. Onion, green, finger-size, 5			
122. Peas, green, 5 pods			
123. Peas, sugar snap, 5 pods			
124. Peppers, red, 3			

Flower & Plant Section

Most flower specimens should be conditioned: cut stems evening before entering, place in water immediately, gently wash if dirty, pick off any bugs or damaged leaves, keep in cool place overnight.

Condition, uniformity of blooms, straightness of stems, healthy foliage will be some of the factors considered by the judge. Labeling entry with name of variety will be an asset.

Bring specimens in suitable inexpensive clear glass containers (no colored). Stems must be visible to judge without removing flowers from container. Some attached foliage must remain on stem having foliage. Please do not have foliage under the water line on specimens where removal is possible. All stems must be the same length. Plastic wrap may be used to cover top of containers so stems are straight.

The chairman shall have the right to remove an exhibit if it becomes unsightly. Exhibitors may replace wilted flowers, after judging, if they wish.

Helpful Hints: Division I - Vegetables

A spray is a branched stem with more than 1 bloom or bud.

Dahlias - disbud, no green centers, stems straight.

Daylilies - may have discarded blooms, which have been cut off.

Gladiolas - don't disbud.

Knockout Roses are shrubs.

Double Potting is permissible for container plants.

Division IV - Annuals

Annuals - have to plant each year or reseed itself

401 Aster, single, 1 color, 3 stems

402. Aster, double, 1 color, 3 stems

403. Aster, mixed colors, 3 stems

404. Bachelor Buttons, 1 color, 3 stems

405. Bachelor Buttons, mixed colors, 3 stems

406. Bells of Ireland, leaves attached, 1 stem

407. Calendula, 1 color, 3 stems

408. Carnations, may mix colors, 1 variety, 3 stems

409. Celosia, plumed, 1 stem

410. Celosia, crested, 1 stem

411. Celosia, pink candle, 1 stem

412. Celosia, miniature, 1 bloom

413. Coleus, may mix colors, 1 variety, 3 stems

414. Cosmos, may mix colors, 1 variety, 3 stems

415. Dianthus (annual), may mix colors, 3 stems

416. Gaillardia, (blanket flower), 1 color, 3 stems

417. Impatiens, single, 1 color, 3 stems

418. Impatiens, double, 1 color, 3 stems

419. Impatiens, mixed colors, 3 stems

420. Larkspur, may mix colors, 3 stems

421. Lobelia, (annual), 1 color, 3 stems

422. Marigold, single type, 1 color bloom, 2 sprays

423. Marigold, small double

a. 1 color, 2 sprays

b. 1 color, 3 stems

424. Marigold, medium double

a. 1 color, 2 sprays

b. 1 color, 3 stems

425. Marigold, large

a. 1 color, 2 sprays

b. 1 color, 3 stems

426. Marigold, collection of 3 varieties, named

427. Nasturtium, one color, 3 stems

428. Nasturtium, mixed colors, 3 stems

429. Pansy, one variety, 3 stems

430. Pansy, mixed colors, 3 blooms

431. Petunia, single, may mix colors, 3 stems

432. Petunia, double, may mix colors, 3 stems

433. Petunia, miniature (low-growing), may mix colors, 3 stems

434. Petunia, new "waves", may mix colors, 3 stems

435. Petunia, variegated, may mix colors, 3 stems

436. Petunia, mixed colors, 3 stems

437. Phlox (annual), may mix colors, 3 stems

438. Poppy (annual), may mix colors, 1 variety, 3 stems

439. Rudbeckia (annual), 1 color, 3 stems

440. Salvia, red, 1 variety, 3 stems

441. Salvia, any other color, 1 variety, 3 stems

442. Snapdragon, small, 1 color, 3 stems

443. Snapdragon, medium, 1 color, 3 stems

444. Snapdragon, large, 1 color, 3 stems

445. Snapdragon, mixed colors, 3 stems

446. Statice, 1 color, 3 stems

447. Sunflower, small, 1 variety, 3 stems

448. Sunflower, medium, 1 variety, 3 stems

449. Sunflower, large, 1 stem

450. Sweet Peas, may mix colors, 1 variety, 3 blooms

451. Sweet William, may mix colors, 1 variety, 3 stems

452. Verbena (annual), 1 color, 3 stems

453. Viola, 1 variety, 3 stems

454. Viola, different colors, 3 stems

455. Vinca (periwinkle), 1 color, 3 stems

456. Zinnia, small, 1 color, 3 stems

457. Zinnia, medium, 1 color, 3 stems

458. Zinnia, large, 1 color, 3 stems

459. Zinnia, different colors, 1 variety, 3 stems

460. Any other annual, small, 1 color, 3 stems

461. Any other annual, medium, 1 color, 3 stems

462. Any other annual, large, 1 stem

463. Any other annual vine in bloom, 1 color, 3 stems

464. Any other annual used for drying, must be fresh, 1 variety, 3 small or 3 medium or 1 large

465. Annuals, collection of 5 varieties, same color family, named

466. Annuals, collection of 5 varieties, named

467. Cleome (Spider Flower), 1 stem

Division V - Perennials

Perennials - come up every year from the root

501. Astilbe, (spirea), 1 spike

502. Aster (perennial), 1 variety, 3 stems

503. Black-eye Susan (rudbeckia), 1 color, 3 stems

504. Chrysanthemum, 1 spray

505. Clematis, 1 flower in dish

506. Coreopsis, 1 color, 3 stems

507. Daisy, gloriosa, 1 variety, 3 stems

508. Daisy, painted (pyrethrum), 1 variety, 3 stems

509. Daisy, Shasta, 1 variety, 3 stems
510. Decorative Grasses, 1 variety, 3 stems
511. Delphinium, 1 stalk
512. Dianthus (perennial), may mix colors, 3 stems
513. Echinacea, 1 stem
514. Foxglove, 1 stem
515. Geranium (hardy), 1 variety, 3 stems
516. Globe Thistle (Echinops), 1 stalk
517. Gypsophila (baby's breath), 1 stem
518. Heuchera (coral bells), 1 variety, 3 stems
519. Hollyhock, miniature, 1 stalk
520. Hollyhock, single, 1 stalk
521. Hollyhock, double, 1 stalk
522. Hosta, small, 1 variety, 3 stems (width up to 2 in.)
523. Hosta, medium, 1 variety, 3 stems (width up to 4 in.)
524. Hosta, large, 1 variety, 3 stems (width up to 6 in.)
525. Hosta, very large, 1 variety, 3 stems (width over 6 in.)
526. Hosta, collection of 5 varieties, named
527. Lobelia, (perennial), 1 variety, 3 stems
528. Monarda, 1 variety, 3 stems
529. Phlox, white, 1 stem
530. Phlox, purple, 1 stem
531. Phlox, any other color, 1 stem
532. Platycodon, 1 variety, 1 stem
533. Poppy (perennial), 1 variety, 3 stems
534. Scabiosa, 1 variety, 3 stems
535. Sedum, 1 stem
 - a. Green
 - b. Variegated
 - c. Red
536. Verbena (perennial), 1 variety, 3 stems
537. Veronica (speedwell), 1 stem
538. Yarrow (achillea), fresh, 1 variety, 3 stems
539. Perennials, any other perennial, small, 1 variety, 3 stems
540. Perennials, any other perennial, medium, 1 variety, 3 stems
541. Perennials, any other perennial, large, 1 stem
542. Perennials, any other perennial, vine in bloom, 3 stems
543. Perennials, any other perennial used for drying, must be fresh,
1 variety, 3 small, 3 medium or 1 large
544. Perennials, collection of 5 varieties, same color family, named
545. Perennials, collection of 5 varieties, named
546. Wild Flowers, 3 stems
547. Campanula (Bellflower) 1 stem

Division VI - Bulbs & Related Structures

601. Allium, small, 1 variety, 3 stems
602. Allium, medium, 1 variety, 3 stems
603. Allium, large, 1 stem
604. Begonias, tuberous, 1 (like a rose)
605. Begonias, fibrous, 1 (smaller, individual)
606. Dahlias, extra large decorative, 9-11", 1
607. Dahlias, large decorative, 7-9", 1
608. Dahlias, medium decorative, 4-7", 1
609. Dahlias, small decorative, 3-4", 1
610. Dahlias, border, 3
611. Dahlias, cactus, 1
612. Dahlias, pompon, 1
613. Dahlias, spider, 1
614. Dahlias, water lily type, 1
615. Daylily (hemerocallis), miniature bloom up to 2"
616. Daylily, double, 1
617. Daylily, 1 Scape

- a. Small
- b. Medium
- c. Large
618. Daylily, common roadside (orange), 1
619. Daylily, collection of 5 varieties, named
620. Gladiolus, solid color, 1
621. Gladiolus, bi-color, 1
622. Gladiolus, tri-color, 1
623. Gladiolus, dwarf, 1
624. Gladiolus, collection of 5 varieties, named
625. Liatris, 1 variety, 3 stems
626. Lily, tiger, 10-20 flowers per stalk, 1
627. Lily, trumpet, Aurelion, 1 (includes Easter)
628. Lily, oriental, 1 (fragrant)
629. Lily, Asiatic, 1
 - a. Light
 - b. Dark
630. Lily, calla, 1
 - a. White
 - b. Colored
631. Lily, any other true lily not listed, 1
632. Lily, water, 1 in dish
633. Any other bulb or related structure not listed, 1
634. Collection of 5 varieties, named

Division VII - Roses

701. Rose, tea, grown disbudded, 1 bloom
702. Rose, grandiflora, grown disbudded, 1 bloom
703. Rose, shrub, 1 stem
704. Rose, miniature
 - a. 1 stem
 - b. 1 spray
705. Rose, climbing, 1 stem
706. Rose, floribunda, 1 bloom
707. Rose, collection of 3 blooms, 1 variety
708. Rose, collection of 3 varieties, named

Division VIII - Container Plants

Please groom well before exhibiting!

Indoor Containers

801. Cactus, 1
802. Cactus garden with 2 or more varieties
803. Christmas cactus
804. Fern
805. Ivy
806. Piggy Back Plant
807. Philodendron
808. Spider or airplane plant
809. Succulent
810. Succulent garden with 2 or more varieties
811. Swedish Ivy
812. African Violets, single crown, single, any color
813. African Violets, single crown, double, any color
814. African Violets, single crown, miniature, any color
815. Wandering Jew
816. Any other houseplant
817. Any other blooming houseplant
818. Any other houseplant vine
819. Any other houseplant grown for foliage
820. Any other houseplant in unusual container
821. Two or more house plants in one container
822. Fairy Garden
823. Pothos

Flower & Plant Section (cont.)

Summer Outdoor Containers

- 851. Any seasonal plant, 1 variety
- 852. Any seasonal planter with 2 or more varieties
- 853. Any seasonal hanging plant in bloom, 1 variety
- 854. Any seasonal hanging plant in bloom, 2 or more varieties
- 855. Any other seasonal plant(s), 1 or more varieties Division IX - Arboreal (6-24 inches)
 - 901. Barberry, red leaf, 1 branch
 - a. miniature
 - b. regular
 - 902. Barberry, yellow leaf, 1 branch
 - 903. Crab apple, 1 branch
 - 904. Evergreen, 1 branch
 - 905. Fruited branch grown for birds, 1 branch
 - 906. Grown for flower, 1 branch
 - 907. Grown for flower in bloom, 1 branch
 - 908. High bush cranberry, 1 branch
 - 909. Any other branch not listed, 1 branch
 - 910. Collection of 3 branches, named, displayed in basket or large clear vase
 - 911. Hydrangea, 1 branch
 - a. White
 - b. Colored
 - 912. Potentilla, 1 variety, 3 stems
 - 913. Norfolk Pine

Division X - Bouquets of Flowers

- 1001. Bouquet of at least 5, 1 kind of flower, mixed colors, named
- 1002. Bouquet of at least 5, mixed flowers, mixed colors, named
- 1003. Bouquet of at least 5, mixed flowers, same color family, named



July 9-14, 2024



2023 Wright County Fair Sponsors

DIAMOND CLUB

Ag Processing, Inc.
Bayer Crop Science
Blairswright Farms
Ben & Teri Buckner
Clarion Ruritans
Community Health Center
of Fort Dodge
Eagle Grove EMS
First Bank
Raccoon Valley Ag
Hanson & Sons Tire &
Auto Repair
Iowa Specialty Hospitals
K&K Construction/Equimco
Oaks Garden Spot /
Rasmussen Lawn Care
Palsville Acres
Sally & Peter Parsonson
Mary Phillips
Pok-A-Dot Plumbing
& Welding
Prestage Foods of Iowa
Schreiber Ag. Service
Stein Heating & Cooling, Inc.
StraitFence
Brandon & Nora Thompson
Trash Man
USA Chemicals
Woolstock Mutual Telephone
Ziegler Ag Equipment

GOLD CLUB

Agronomy First, Inc
American National Insurance
Bradford Group, Inc.
Broadway Vision Source
Caseys General Store
Christians Farms
Clarion Locker
Clarion-Goldfield-Dows FFA
The Country Moose 93.9
Dows Grocery
Ennis Corp
Fareway - EG
Farm Bureau
Financial Services
Farm Credit Services
of America
First Citizens Bank
First State Bank - Belmond
First State Bank/Town
& Country Insurance
Grandgeorge Farms
Hamer Family
Hennigar Construction
Humboldt Vet Clinic
IZ Storage, LLC
The Johnson Law Firm, PLC
K97 - Iowa's Favorite Country
KC Nielsen
Dr. Pamela Kelch, DDS

Dean & Abby Kirstein
Lawson Auto Body
Loux Farms
Maasdam Construction
Maier Trenching
Eric & Amanda Meyer
Mid-American Energy
Moffitt Dental Center
Mortenson Ag Service
NEW Cooperative
North Iowa Real Estate
Oldson Plumbing & Heating
P & P Electric
Eugene Pals
Pizza Ranch, Clarion
Prairie Energy Coop
Principal Builders
Printing Services Inc.
Smith Crop Insurance
Spray 48, LLC
Sumners Insurance Agency
Thrivent Financial
Ultra Construction
United Coop
W & H Coop
Wadle Contracting
Aaron & Bre Wagner
Walinga
Wright County Cattlemen
Wright County Family Dental
Wright Fit Interior
Wyffels Hybrids

SILVER CLUB

Scott & Melinda Anderson
Roy & Jeannie Arends
Dale & Terese Arends
Belmond Independent
Bonnstetter Auto Body
& Towing
Brothers Market
Chappys On Main
Charlson Family
Scott & Cindy Christensen
Matthew & Brandy Crawford
D.R. Schaal Agency
Dental Center of North Iowa
Eagle Building Supply
Eagle Grove Chiropractic
Eagle Grove Eagle
Eisentrager Law Office
Farm Nutrients
First Gabrielson
Goldfield Vet Clinic,
Dr. Steven Leppert
Hancock Co. Coop Oil
Brian & Michelle Harle
K Con, Inc.
Kent & Kelly Kirstein
Zach, Hillari, Briar
& Beckett Klaver
Rodney & Sally Legleiter

Bonnie Leist
Deb Lukes
M&S Construction
Malloy Law Firm, LLP
Dave & Annette Odland
Olsen Accounting
Opheim Seeds
Packard Electric
Pritchards of Belmond
Reflections
Reidel Tree Service
Jo Reynolds, CFE
Tricia Rosendahl
Troy & Tonya Schermer
Ken Stoakes
Studio Sol Gallery &
Creative Space
Syngenta Seeds
T&D Service
Barb Tanner
Mary & Allen Tesdahl
TMI Services
Trask Farms LLC
UnityPoint Clinic - EG
Vandiest Supply Company
Watne Trucking
Woodley Farms

BLUE RIBBON CLUB

AgVantage F.S.
Myron & Jana Amdahl
Mike & Angie Anderson
Larry & Shorty Anderson
Andrews Funeral Homes
& Floral Shop
Art U Creative/Preppy Farmer
Troy & Jennifer Askelsen
Mark & Emily Bernhardt
Marty & Wendy Brandt
Braun Farms
Bret Lage Seed
Buseman Acres
Cattleman's at the Club
Christ Furniture
Clarion Distributing
Ben & Lori Demuth
DK Arndt CPA
Doug Harkema &
Nancy Schnell
Eagle Grove Greenhouse
Eagle Monument Company
Dan and Candi Flumerfelt
Fort & Schlegel, CPA PC
Tom & Dawn Frantz Family
Bruce & Lori Frink
Jan & Gary Grandgeorge
Green Belt Bank & Trust
Jo Gustafson
H & K Plumbing
Richard & Susan Hammen
Paul Hardy
Haugen Construction

Mark & Dawn Heiden
Dean & Dirk Helmick Families
Hinman Spraying
Eric & Nicole Hogle
Jeremy & Jennifer Hogrefe
Jerry & Doris Holmes
Houser, Berkland & Simonson
Hussey Equipment Company
J & J Sports
Jaspersen Insurance
Leigh & Nicole Jass
Dennis & Tammy Johnson
Don & Billie Katschke
John & Jodie Kauffman
Grant & Kelly Keller
Kinslie's Kringla
Dean & Lisa Kluss
Connie Loux
Gil Loux
Lyle's Ford
John & Lavon Marshall
Mitchell & Hilary Meinke
Dalia Moreno
Morgan Genetics
Morrical Show Lambs
Dan & Lynne Odland
James & Beth Ott
Paradigm Benefits
Harlan Poolman
Purple Ribbon Beef
Yvonne Rasmussen
Doug & Cindy Riley
Maurice & Gladys Riley
Nancy Rosendahl
Sam's Chinese Kitchen
Sampson Accounting
Denton Sanders
Jason & Peggy Schluttenhofer
Lynn & Troy Seaba
SGI Towing & Service
Ron & Linda Spangler
Abe Spangler
State Farm Insurance,
Holly Narber
The Steel Cave
Stein Farms - Grant & Karissa
Shirley & Yvonne and
Rick Stevens
Florine Swanson
Lilian Swanson
Stu & Lori Swanson Family
Greg & Heather Sweeney
Tate Farms
Scott & Rhonda Thompson
True Value
Urness Hardware
Jeff & Jill Watne
Wayne & Lanette Watts
Whaley Cattle
Dora Willard
Rick & Connie Wilson
Wolfe Eye Clinic

2023 GRANDSTAND EVENT SPONSORS



2023 PLATINUM CLUB



Centrum Valley Farms • Trillum Farms • Center Fresh Egg Farm • Sioux County Egg Farm
Sioux Center Pullets • Hawkeye Pride Egg Farm • Iowa Cage Free • Center Fresh • Africa



Optimizing Our Customers Growth



2024 SPONSORSHIP PROGRAM



GRANDSTAND MAIN STAGE SPONSOR \$10,000

- 4x6 Banner, Center stage, 4 nights
- 3x5 Banner, Grandstand wall
- 75 buttons
- 24 ride tickets
- Announced multiple times as the Grandstand Main Stage Sponsor
- Newspaper feature
- Webpage & Facebook advertising
- Signs around the fairgrounds

GRANDSTAND EVENT SPONSOR \$5,000

- 3x5 Banner, Center stage, 1 night selected
- 3x5 Banner, Grandstand wall
- 75 buttons
- 24 ride tickets
- Announced multiple times on the one night selected
- Newspaper feature
- Webpage & Facebook advertising
- Signs around the fairgrounds

PLATINUM CLUB \$2,500

- 75 buttons
- 24 ride ticket packs
- 12 Carnival game vouchers
- Webpage advertising
- Grandstand banner
- Arena sign
- Newspaper advertising

DIAMOND CLUB \$1,000

- 30 Grandstand buttons
- 12 Ride ticket packs
- 6 Carnival game vouchers
- Grandstand banner
- Arena sign
- Newspaper advertising

GOLD CLUB \$500

- 15 Grandstand buttons
- 6 Ride ticket packs
- 3 Carnival game vouchers
- Grandstand banner
- Arena sign
- Newspaper advertising

SILVER CLUB \$250

- 10 Grandstand buttons
- 4 Ride ticket packs
- 3 Carnival game vouchers
- Newspaper advertising

BLUE RIBBON CLUB \$150

- 6 Grandstand buttons
- 3 Ride ticket packs
- 2 Carnival game vouchers
- Newspaper advertising

FAMILY PACK \$100

- 4 Grandstand buttons
- 2 Ride ticket packs
- 1 Carnival game vouchers

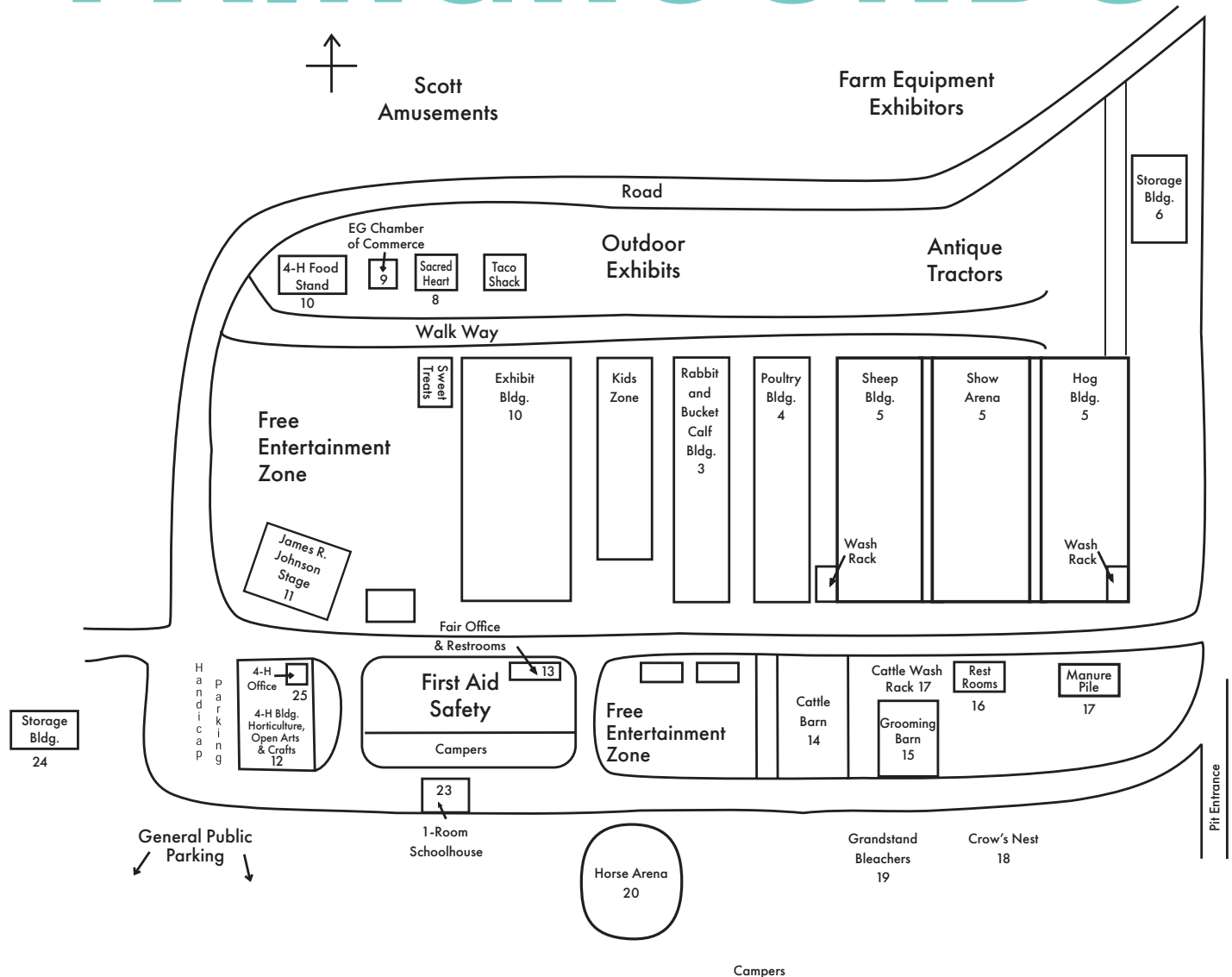
Individual button sell for \$50 in advance and during the fair.

Please contact Tricia Rosendahl, Manager, or any Fair Board member to become a sponsor or for any additional information.



All sponsorship packages are due by June 15, 2024.

MAP OF FAIRGROUNDS



PLEASE REMEMBER

1. The Goal is **LEARNING**, not **WINNING**.
2. The Judges are **TRAINED**, yet still are **HUMAN**.
3. The Fair Board & Superintendents are **SKILLED** & they **VOLUNTEER**.
4. The Fair Vets are **KNOWLEDGEABLE** & are **FOLLOWING** State Vet requirements.
5. We take your child's success seriously, we take their **ENJOYMENT IN THE LEARNING** process even more seriously.

TO MAKE THE BEST BETTER



Eligible counties to participate in the Wright County District Junior Fair.
(Plus meet 4-H & FFA requirements.)

www.wrightcofair.com

