

***Fair Veterinarian***

Humboldt Vet Clinic  
**4-H Club Leaders**

***North East Wright***

Tyrell Watts, Leigh Jass, Nicki Jass

***Lake Clovers***

Angela Charlson, Austin Charlson,  
Angela Wharton, Jeanette Wenzel

***Liberty Pathfinders***

Lynn Seaba, Casey Howell

***Wright County P.I.G.***

Linzey Nosbush, Erin Morrical, Jenny Smith

***Wright Warriors***

Allison Whaley, Julie Schreiber

***Horse Project Group***

Victoria Homeyer

***4-H & Youth Committee***

Katie Meyer, Liz Christiansen, Rhonda Benton,  
Sally Legleiter, Paige Grandgeorge, Morgan Christiansen

***County Council***

Dakota Alt, Harley Charlson, Lea Charlson,  
Madi Ingebritson, Adelynn Howell, Logan Legleiter,  
Ellie Mewes, Jillian Mewes, Caleb Seaba, Quinn Whaley,  
Belle Wharton, Jacob Wharton, Hannah Wharton,  
Kali Wharton, Tessa Waddingham

***Wright County Extension Council***

Molly Wilson, Rodney Legleiter, Abbey Canon,  
Paige Grandgeorge, Breanna Wagner, Kevin Hadley,  
Hillari Klaver, Miguel Angel Chavez, Mike Marshall

***Ag-Ed FFA Advisors***

Debbie Barkela, Angela Charlson, Jack Rowan

**Your 2023  
Fair Board**

Ben Buckner	Jeff Meyer
Angela Charlson	Matt Schreiber
Dan Goemaat	Raechel Spangler
Brad Grandgeorge	Lilian Swanson
Rodney Legleiter	Allison Whaley
Matt Loux	Bre Wagner

**Claims for Injury**

No claim for injury to any person or property shall ever be asserted nor suit instituted or maintained against the Wright County District Junior Fair, its officers, or their agents, by or on behalf of any person, firm, or corporation of their agents, representatives, servants, or employees having license or privilege to exhibit on the Fairgrounds or occupy any space thereon.

If any damage, loss or injury to person or property shall be approximately caused by reason of any neglect or willful act of any person, firm or corporation, their agents, representative, servants or employees having license or privilege to exhibit on said Fairgrounds, or occupying space thereon, the Wright County District Junior Fair shall in no manner be responsible therefore, & in case it be subjected to any expense or liability, all persons causing same or liable therefore shall indemnify the said Wright County District Junior Fair.

**Smoke Free Policy**

There will be absolutely NO SMOKING in ANY of the Fair Grounds Buildings. There will be absolutely NO SMOKING at ANY Grandstand Entertainment event in the Grandstand seating area.

**Camper Fee Schedule**

Call Fair Office for availability, 515-448-3351.

All fees must be paid before campers are set in spots. Spots may be filled no earlier than July 9 at 3:00 pm. All spots are assigned.

Location with electric hook-up ..... \$200.00

For safety reasons open fires/fire pits are not permitted in the camping area. Use of charcoal/gas grills for cooking are permitted.

Use of 4 wheelers/golf carts on fairgrounds other than those used by the fair board are prohibited unless requested & authorized by fair board.

**Grandstand Buttons**

The Wright County Fair Board will be selling Grandstand Buttons. Price of the button is \$50 prior to the fair & \$50 at the fair which will cover all four events plus the Annual Fair Supper. Contact the Fair Office or any Fair Board Member.



# Entertainment & Activities

## Thursday, June 15

11:59 pm..... Fair Entry Deadline

## Tuesday, July 11

9:00 am-1:00 pm..... Static Judging & Clothing/Fashion Judging. **All exhibitors must check-in by 12:00 noon.**

10:00 am-12:00 noon. Clover Kids Judging

4:30-6:30 pm .....Enter all Open Arts & Crafts Exhibits (4-H Building)

## Wednesday, July 12

8:00 am ..... Judging Open Arts & Crafts

7:00-8:00 am..... Horse Arena Open for warm-up

8:00 am ..... Mandatory Horse Exhibitor Meeting

8:30 am .....Judging of 4-H & FFA Horse & Pony Show

**11:30 am-12:30 pm.. Vet Check & weigh-in for All Goats, Sheep & Alpaca**

**1:00-1:45 pm ..... Vet Check for all Poultry at Poultry Barn**

1:30-2:30 pm .....Poultry Check-in (**Note:** Must have Pollorum testing done prior to check-in)

2:00 pm.....Queen Candidate Judging

6:00 pm.....Wright County Fair Parade, sponsored by the Eagle Grove Chamber of Commerce

**6:00 pm-close..... Carnival, Scott Amusements (wristbands 7:00-10:00 pm - \$15 in advance)**

7:00 pm.....FREE Watermelon Feed (Greenwood Park) sponsored by First Bank & the Eagle Grove Fareway Store

7:00-9:00 pm .....Commercial Building Open

7:00-10:00 pm .....Kids Zone Open featuring Playing with Giants

7:30 pm.....Recognition of Parade Grand Marshal, Scholarship Recipients & 7th Annual Little Miss & Mister Contest followed by Crowning of Wright County Fair Queen (James R. Johnson Stage)

## Thursday, July 13

\*Antique Tractors on display

**6:00-7:30 am..... Vet Check for All Swine**

**6:00-7:30 am..... Vet Check for All Rabbits**

6:30-8:30 am.....Mandatory Health Check-in for Rabbits (In Rabbit Building) **All rabbits must be in cages.**

**7:30-9:00 am..... Vet Check for All Beef including Bucket Calves**

8:30-11:00 am .....Enter all Open Show Horticulture Exhibits

9:00-9:30 am.....Cattle Weigh-in

9:00 am-9:00 pm.....4-H Exhibit Building & Open Arts & Crafts Building OPEN

9:00 am .....Judging of Poultry

11:00 am-9:00 pm.....Kids Zone Open featuring Playing with Giants

12:00 noon-9:00 pm...Commercial Building OPEN

12:30-1:30 pm .....Scale Open for Swine weight check (optional)

12:30 pm.....Judging of Open Horticulture Exhibits (4-H Building)

1:00 pm.....Judging of Rabbits

**3:00 pm-close..... Carnival, Scott Amusements (wristbands 4:00-7:00 pm - \$15 in advance)**

5:30 pm-done. ....Fair's Annual Supper sponsored by the Fair Board (FREE with Grandstand button) (James R. Johnson Stage Area)

5:30 pm.....Bill Riley Talent Show (James R. Johnson Stage Area)

7:30 pm.....Wright Rodeo (Grandstand)

## Friday, July 14

\*Chain Saw art demonstrations throughout the day

\*Antique Tractors on display

8:00 am .....Judging of Sheep followed by Dairy Cattle, Goats & Alpaca

8:30 am .....Swine Weigh-in

9:00 am-9:00 pm.....4-H Exhibit Building & Open Arts & Crafts Building OPEN

11:00 am-9:00 pm.....Kids Zone Open featuring Playing with Giants

**12:00 noon ..... Dog Judging (Show Arena)**

12:00 noon-9:00 pm...Commercial Building OPEN

1:00 pm.....4-H Communication Judging - Working Exhibits

1:00-3:00 pm. ....Kid's Day Event

2:00 pm.....Judging of Pets

**3:00 p.m.-close..... Carnival, Scott Amusements (wristbands 4:00-7:00 pm - \$15 in advance)**

4:00 pm.....4-H "Clothing Event" & "Share the Fun" (James R. Johnson Stage)

6:00 pm.....**Honoring Our Veterans** (James R. Johnson Stage)

7:00 pm.....NTPA Truck & Tractor Pull (Grandstand)

## Saturday, July 15

\*Chain Saw art demonstrations throughout the day  
\*Antique Tractors on display

- 8:00 am .....Judging of Swine
- 9:00 am-9:00 pm..... 4-H Exhibit Building & Open Arts & Crafts Building OPEN
- 9:00 am-12:00 noon..Wright County Farmers Market at the Fair
- 10:00 am-9:00 pm..... Commercial Building OPEN
- 10:00 am..... 4-H Communication Educational Presentation & Extemporaneous Speaking Judging (4-H Building)
- 11:00 am-9:00 pm..... Kids Zone Open featuring Playing with Giants
- 1:00 pm..... Showmanship Showcase
- 1:00 pm-close.....Carnival, Scott Amusements (wristbands 4:00-7:00 pm - \$15 in advance)**
- 2:00 pm..... 4-H Mystery Bag Cooking Contest (4-H Building)
- 4:00 pm..... State & Communication Recognition Picture (State Fair, Alternate, Outstanding 4th Grade, Clay County) (4-H Building)
- 4:30 pm .....Group Picture of ALL 4-H & FFA members (meet at Show Arena) \*Wear 4-H/FFA shirt**
- 5:00 pm..... Barnyard Olympics - Horse Arena (*register in 4-H Building the week of the Fair*)
- 7:00 pm..... Black Hawk with Opener Farm Rock

## Sunday, July 16

\*Chain Saw art demonstrations throughout the day  
\*Antique Tractors on display

- 9:00 am ..... Judging of Beef
- 10:00 am-8:00 pm..... Kids Zone Open featuring Playing with Giants
- 11:00 am..... Ecumenical Worship Service - Grace Evangelical Free Church, Eagle Grove (James R. Johnson Stage)
- 11:30 am-gone..... FREE Sweet Corn Feed sponsored by Wright County Farm Bureau
- 12:00-6:00 pm ..... 4-H Exhibit Building & Open Arts & Crafts Building OPEN
- 12:00-8:00 pm ..... Commercial Building OPEN
- 1:00 pm..... Bucket Bottle Calf Show
- 1:00-8:00 pm .....Carnival, Scott Amusements (Final Day) (wristbands 4:00-7:00 pm - \$15 in advance)**
- 3:30 pm ..... Barrel Race Competition with warm-ups beginning at 1:30 PM (Horse Arena)
- 3:30 pm ..... Kiddie Pedal Tractor Pull (Show Arena)
- 5:30 pm ..... Woodcarving, Quilt & Pallet Challenge Auction (James R. Johnson Stage)
- 6:00 pm .....Release of 4-H Exhibits, Open Horticulture & Open Arts & Crafts**
- 7:00 pm ..... Barrels & Bands - Grandstand with fireworks to follow
- 8:00 pm.....Release of all animals. Includes Bucket Calves & Novice Lambs.**



**Watch for Free Entertainment - Schedules Coming Soon**

*Wednesday • Thursday • Friday • Saturday • Sunday*

**Variety of Acts Throughout the Fair**

**www.wrightcofair.com or check us out on Facebook & Instagram**

## Rules Section

**IMPORTANT: All livestock & static entries are due at 11:59 pm Thursday, June 15 online through FairEntry. The only late livestock entries that will be accepted will be by Tuesday, June 20 at 11:59 pm & will automatically be charged a \$25 payment per person in addition to the entry fee. Absolutely "no" livestock entries will be accepted after 11:59 pm on Tuesday, June 20.**

1. Ribbons &/or banners will be awarded to the winners showing the placing won.
2. The Fair Management will use diligence to ensure the safety of stock of articles entered for exhibition after their arrival & placement, but under no circumstances will it be responsible for any theft, loss, injury or damage done to or occasioned by, or arising from any animal or article on exhibition, & the exhibitor shall indemnify the Fair Management thereof against all legal or other proceedings in regard therein. The Wright County Extension in cooperation with the Wright County Fair Board, accept exhibits & will exercise due care to protect them. However, the Extension & Fair Board cannot accept responsibility for loss or damage.
3. Entries in the 4-H & Junior Sections are open to members who are regularly enrolled in a Ag-Ed FFA Chapter or 4-H Club & reside in Wright County or adjoining counties.
4. A 4-H member must have at minimum completed the fourth grade to participate in the Wright County 4-H program & exhibit at the Wright County District Junior Fair. To exhibit at the Iowa State Fair, a member must have completed 5th grade.
5. 4-H & Ag-Ed FFA Livestock entries must be submitted online through FairEntry by June 15, 2023. No exhibit will be allowed to be judged if an entry has not been made by the deadline as stated above.
6. Premium checks will be mailed from the Fair Office after the Fair is over (this includes 4-H checks for other than in 4-H Exhibit Building). Exhibitors are responsible for cleaning livestock stalls or premium checks will be forfeited.
7. Advertising of any nature will be prohibited in all the Fair Buildings. The superintendent of each department will be held responsible for enforcement of this rule.
8. The Fair Management reserves to its board the final & absolute right to interpret those rules & regulations & arbitrarily settle & determine all matters, questions, & differences in regard thereto or arising out of, connect with or incident to the fair.
9. The Management reserves the right to amend or add to those rules as they, in their judgment, may deem advisable.
10. No commercial exhibits to be removed from Commercial Building until 8:00 pm Sunday, July 16.
11. Fair Management not liable for accidents or theft.
12. See sections on open show for specific rules in those departments.
13. Chance activities are discouraged.
14. **Consumption of alcoholic beverages will be allowed in the designated beer garden only. Alcoholic beverage consumption anywhere else on the fairgrounds is prohibited.**
15. **There will be absolutely NO SMOKING in ANY of the Fair Grounds Buildings.**

## Junior Livestock Section Rules

**IMPORTANT: All livestock entries are due at 11:59 pm online through FairEntry on Thursday, June 15. The only late entries that will be accepted will be by Tuesday, June 20 & will automatically be charged a \$25 payment per person in addition to the entry fee. Absolutely "no" livestock entries will be accepted after 11:59 pm on Tuesday, June 20.**

1. Entries & entry fees must be made through the online FairEntry program on or before June 15, 2023. No entry will be allowed to be exhibited if this deadline or late entry deadline has not been met as stated above.
2. Entry fees will not be refunded on entries not shown.
3. All livestock must be in place by end of required check-ins & vet checks.
4. **All animals will be released at 8:00 p.m. Sunday, July 16. No animals will be released before 8:00 p.m. on Sunday without forfeit of all premium & extended premium money. Failure to comply with this rule (without written permission) will disqualify participant from exhibiting in 2024 fair.**
5. All entrants must bring hay & feed for livestock. Initial bedding is included in the entry fee. Additional bedding can be purchased at the fair office.
6. See each division for the number of entries allowed in each class.
7. Where less than three entries in a class, the judges shall place according to merit & premium paid accordingly. Champion & Reserve Champion straight ribbons will be awarded in breed & weight class divisions, if deserving.
8. All animals shown as purebred must be registered in 4-H online by May 15 & the papers must be in exhibitor's possession to be available if requested.
9. Substitute Showman - Excusing a member from personally exhibiting his or her animal defeats one of the important objectives of 4-H or FFA work. Hence the management does not approve the use of substitute showman except in extreme cases. If a 4-H member or FFA member is injured or is seriously ill at the time of the show or is involved in another Fair activity with a non-flexible schedule at which their presence is mandatory (i.e. another livestock show, queen contest, fashion revue), the member may make request for a substitute showman. The substitute showman must be a 4-H member or FFA member eligible to exhibit at the Fair & approved in advance of the show by the superintendent. An exhibitor who has more than one animal in a class need not secure approval for another eligible showman to exhibit one of his or her animals. However, it is expected that such cases will be brought to the attention of the clerk checking animals into the show ring.

10. Exhibitors must keep their stalls clear & clean & all waste must be thrown where indicated by the superintendent(s).
11. All stalls must be used for livestock. Reassignments of stalls not being used will be made by the Superintendent. Uniform stall cards will be provided by Extension office, if your club or chapter doesn't have their own stall cards.
12. Humboldt Vet Clinic will be the official veterinarian in charge of the livestock sanitation & will enforce the health requirements.
13. **It's the fair board's intent to showcase all livestock to the public until Sunday, July 16 at 8:00 pm. However, if the heat index poses a health concern for any animal the fair veterinarian & livestock superintendent will make the final decision regarding early release.**
14. **When young people are members of both FFA & 4-H, they shall plan & manage separate projects &/or SAE programs. Individuals may have the same area of experience in FFA & 4-H; however, individuals shall not identify, manage, keep records on or exhibit the same animals, plans, etc. in both organizations.**

## 4-H & FFA YOUTH FOR THE QUALITY CARE OF ANIMALS (YQCA)

All 4-H & FFA beef, dairy, poultry, goat, rabbit, sheep & swine exhibitors must hold current YQCA certification to be eligible to exhibit. YQCA certification must be on file when entries are due. The quality care/assurance program is designed to help 4-H/ FFA animal & livestock project members understand their part in the production chain & ultimately produce a quality & safe food product. ([www.yqcaprogram.org](http://www.yqcaprogram.org))

## Iowa Youth Code of Ethics

Youth are expected to be sincere, honest & act in sportsmanlike ways at all times. Youth represent the entire program & their behavior reflects on their parents, leaders, club & the entire youth program. All adults involved with the youth program, leaders as well as parents, are expected to set positive examples & serve as positive role models by what they say & do. Any youth who breaks the code of ethics or allows another person (adult or peer) to talk them into violating the code of ethics agrees to forfeit all prizes, awards, & premiums. The youth may also be prohibited from exhibiting at this & future exhibitions including the Iowa State Fair & other county, state or regional exhibitions.

### Youth agree to follow these guidelines:

1. I will do my own work, appropriate for my age & physical & mental development. This includes research & writing of exhibit explanations, preparing exhibits (such as sewing, cooking, refinishing, etc.), care & grooming of animals, etc. Adult assistance should help guide & support me, not do it for me.
2. All exhibits will be a true representation of my work. Any attempt to take credit for other's work, alter the conformation of animals, or alter their performance is prohibited. Copyright violation or allowing others to complete your exhibit is considered misrepresentation & is prohibited.
3. I will treat all people & animals with respect. I will provide appropriate care for animals.
4. I will present exhibits that are safe for consumption. All food exhibits will be safe to exhibit & for judges to evaluate. Other exhibits will be safe for judges to evaluate & for exhibition.
5. All food animals that may be harvested immediately following the show shall be safe for consumers, & shall have met all withdrawal times for all medications, & be free of violative drug residue.
6. If any animal requires medical treatment while at the fair or exhibition, only the official fair veterinarian may administer the treatment. All medications that are administered shall be done according to the label instructions of the medication used.
7. My animal's appearance or performance shall not be altered by any means, including medications, external applications & surgical procedures. Any animal that is found to have changed its appearance or its performance shall be disqualified from the show, & have penalties assessed against the exhibitor, parent &/or guardian by the management of the fair or exhibition.
8. I will follow all ownership & possession rules &, if requested, will provide the necessary documentation.
9. I will follow all livestock health requirements for this fair or exhibition, according to the state health requirements as printed in the premium book for the fair or exhibition. I will provide animal health certificates from a licensed veterinarian upon request from the management of the fair or exhibition.
10. By my entering an animal in this fair or exhibition, I am giving consent to the management of the fair or exhibition to obtain any specimens of urine, saliva, blood, or other substances from the animal to be used in testing. If the laboratory report on the analysis of any sample indicates a presence of forbidden drugs, this shall be evidence such substance has been administered to the animal either internally or externally. It is presumed that the sample tested by the laboratory to which it is sent is the one taken from the animal in question, its integrity is preserved & all procedures of said collection & preservation, transfer to the laboratory & analysis of the sample are correct & accurate & the report received from the laboratory pertains to the sample taken from the animal in question & correctly reflects the condition of the animal at the time the sample was taken, with the burden on the exhibitor, parent &/or guardian to prove otherwise.
11. I am responsible for my exhibit & I will not allow others to violate this code on my behalf. By my entering an exhibit in this fair or exhibition I will accept any disciplinary action taken by the management of the fair or exhibition for any violation of this code of ethics & any other rules of competition of the fair or exhibition without recourse against the fair or exhibition.
12. I want my exhibit to be an example of how to accept what life has to offer, both good & not so good, & how to live with & learn from the outcome.
13. I will not be involved in any illegal activities while participating in 4-H & FFA events, including but not limited to alcohol, tobacco or drug use.

## Complaint Procedure

When participating in the fair, rules & protocols are set to ensure safety & integrity for all participants. To ensure consistency & fairness, a process is necessary to respond to & resolve issues or complaints in those situations when 4-H or FFA members &/or families fail to abide by outlined rules in the Wright County District Junior Fair Book. The following process will be used to resolve a protest, complaint or appeal filed around a competitive event or other fair related issues as they may arise.

### General Rules:

- Only the 4-H or FFA member & their parent/guardian may file a complaint. The member must have been entered & participated in the same project area or department to file a protest or complaint.
- The burden of proof lies with the individual filing the complaint, not the individual the complaint is filed against. If a decision is appealed, the burden of proof lies with the individual(s) filing the appeal.
- There will be times immediate decisions will be needed. In these cases, a committee will have the authority to provide a quick response or take needed action to resolve the issue.
- If there are costs incurred to resolve the complaint filed, the complainant will pay any & all fees (e.g. testing costs). The fee will be refunded in the event a complaint is founded or upheld.
- Upon receiving a formal written protest or complaint, the Complaint Committee (outlined below) will promptly investigate the complaint.
- The complaint committee will consist of the following make-up of members: Fair Board Executive committee & superintendent(s) of that department. The 4-H leader or FFA advisor may be involved as needed.
- Once a decision is determined by the committee, both parties will be notified in a timely manner & provided reasoning for the decision. If the decision is found against the individual the complaint is filed against, they have five days to file an official appeal. The appeal process documentation can be picked up in the Wright County Fair Office.

### Official Complaint Process:

1. All complaints must be in writing using the Wright County District Junior Fair Complaint Form from the fair office. The following information will be included: Name of person involved, date & time of the incident, cause of protest or complaint, action or rule in question, any documentation of situation, signature & contact information for complainant. **No verbal or informal protests or complaints will be accepted.**
2. All complaints must be filed in the Wright County Fair Office within 24 hours of the incident using the designated form.
3. A deposit fee of \$100 must accompany the completed complaint form. This fee will be refunded in the event a complaint is founded or upheld.

## Extended Premium Program for Livestock

As everyone is aware the livestock processing industry is rapidly changing, some things for the good & some things we are not in favor of. Finding an end-user with a fair price for several species is getting more difficult every year.

2020 gave a challenge in the fact that we were not able to have the livestock auction at the modified fair. In lieu of this auction, the fair board began the Extended Premium Program for exhibitors. Many donors contributed & all monies collected were given back to livestock exhibitors on a pro-rated basis. The following year the program collected even more money that was turned right back around to all livestock exhibitors at the fair.

The fair board received numerous notes of appreciation from exhibitors of all species for receiving these extended premiums. Overall, it was a positive & encouraging way to reward the exhibitors. We also heard success stories of exhibitors working with family & friends to provide quality meat to them at a fair price to the seller & buyer. It resembles the farm to fork concept & image that all livestock producers desire the general public to understand. This is a great opportunity for the exhibitors to see their project full circle if they so desire.

**Now is the time to begin marketing your livestock project instead of trying to find a source after the 2023 Wright County Fair. We are in communication with a local locker to secure spots for animals at the completion of the fair. More information will be provided as it is available. If you are having trouble marketing your animal, please contact the Superintendent of your department & they will help.**

## Entries Section

Species	Entry Limit	Entry Fee
Alpaca	3 individuals	\$6.00 per entry
Breeding Beef	2 per class	\$10.00 per entry
Commercial Beef Pen	3 to 5 per pen	\$10.00 per entry
Market Beef	3 per individual	\$10.00 per entry
Dairy Cattle	2 per class	\$10.00 per entry
Goats	No limit	\$6.00 per entry
Market Hogs	No limit	\$6.00 per entry
Pen of Three - Hogs	No limit	\$6.00 per entry
Purebred Breeding Gilt	No limit	\$6.00 per entry
Commercial Breeding Gilt	No limit	\$6.00 per entry
Breeding Sheep	No limit	\$6.00 per entry
Yearling Purebred Ewe	No limit	\$6.00 per entry
Market Sheep	No limit	\$6.00 per entry
County Market Lamb	No limit	\$6.00 per entry
Pair of Ewes	No limit	\$6.00 per entry
Horse (halter - performance)	1 per class	\$4.00 per entry
Horse (knowledge quiz)	1 per class	\$4.00 per entry
Horse (versatility)	All 4 classes - 1 entry fee	\$4.00 per entry
Poultry	No limit	\$2.00 per entry
Rabbits	3 per class	\$2.00 per entry
Pets	2 per class	\$2.00 per entry

**Deadline for all 4-H & FFA entries due online through FairEntry by Tuesday, June 15 at 11:59 pm or late fee by Monday, June 20 at 11:59 pm.**

## 2023 HEALTH REQUIREMENTS FOR THE EXHIBITION OF LIVESTOCK, POULTRY & BIRDS AT THE WRIGHT COUNTY FAIR

ANY EVIDENCE OF WARTS, RINGWORM, FOOT ROT, PINK EYE, DRAINING ABSCESES OR ANY OTHER CONTAGIOUS OR INFECTIOUS CONDITION WILL ELIMINATE THE ANIMAL FROM THE SHOW.

No individual Certificate of Veterinary Inspection will be required on Iowa origin animals or poultry exhibited at County 4-H/FFA Fair, but the animals must be inspected when unloaded or shortly thereafter by an accredited veterinarian. Swine are required to be inspected either before being unloaded or before leaving a designated isolation & inspection area (prior to mixing with any other pigs). All animals moving from out of state into an Iowa county 4H/FFA fair must meet Iowa Animal & Livestock Importation requirements. Each show must have an official veterinarian.

Quarantined animals or animals from quarantined herds cannot be exhibited.

Official identification listed on a Certificate of Veterinary Inspection required for all cattle & bison of any age **coming in from out of state** used for rodeos, recreational events, shows & exhibitions.

### SWINE:

All swine must originate from a herd or area not under quarantine & must be individually identified. All swine are required to have individual official identification. All 4-H & FFA tags bearing the US shield **US** are official identification tags.

**Swine originating outside of Iowa.** All exhibitors must present a test record & Certificate of Veterinary Inspection that indicate that each swine has had a negative test for pseudo-rabies within 30 days prior to the show (individual show regulations may have more restrictive time restrictions), regardless of the status of the herd, & that show individual official identification on test report. Electronic identification will not be considered official identification for exhibition purposes.

**Swine exhibition requirements:** "Swine exhibition" means an exhibit, demonstration, show, or competition involving an event on the state fairgrounds, a county fair, or other exhibition event. The sponsor of the exhibition must retain an Iowa licensed veterinarian to supervise the health of the swine at the exhibition location. The sponsor must electronically file the approved registration form & obtain approval from the state veterinarian at least 30 days before the event. The registration form includes the name of the exhibition & the address & telephone number of its location; the name, address & telephone number of the veterinarian; & the date of the planned exhibition. Sales of swine will not be allowed unless the event has been registered & received approval from the state veterinarian 30 days prior to the event.

**Swine exhibition report required:** The sponsor of the swine exhibition shall electronically submit to the department the approved report form within five business days after the conclusion of the exhibition. The form includes the name of the exhibition & the address & telephone number of its location; the name, address & telephone number of the veterinarian; the date that the exhibition occurred; the name, address & telephone number of the owner of the swine; & the address & telephone number of the premises from which the swine was moved after the exhibition if such premises is a different premises.

### SHEEP & GOATS:

All sexually intact sheep must have an individual Scrapie Flock of Origin identification tag (Ex. IA1234-5678) or another official Scrapie tag. All sexually

intact goats must be identified with an individual Scrapie Flock of Origin identification tag (Ex. IA1234-5678) or another official Scrapie tag, or by an official tattoo registered with USDA. To register call 1-866-USDA-TAG. Wethers less than 18 months of age are required to have an individual identification & a scrapie tag may be used, but a scrapie tag is not required.

#### POULTRY & BIRDS:

All poultry exhibited must come from U.S. Pullorum-Typhoid clean or equivalent flocks, or have had a negative Pullorum-Typhoid test within 90 days of public exhibition & the test must have been performed by an authorized tester. (SEE GENERAL SECTION 1.B) **Please note: Poultry purchased from a hatchery & raised for exhibition are not exempt from Pullorum-Typhoid testing requirements.**

However, "Market Classes" of poultry consigned to a slaughter establishment are exempt from the Salmonella testing requirements. "Market Classes" of poultry must be separated from all other poultry by a distance of ten or more feet &/or an eight-foot high solid partition.

#### DOGS & CATS:

All dogs & cats exhibited must have a current rabies vaccination certificate.

#### FARM DEER

**Accredited veterinarians must be approved to administer tuberculosis tests on Cervidae.**

"Cervidae" means all animals belonging to the cervidae family, & "CWD susceptible cervidae" means whitetail deer, blacktail deer, mule deer, red deer, elk & moose. Native Iowa cervidae may be exhibited without other testing requirements when accompanied by a Certificate of Veterinary Inspection that lists individual official identification.

All Cervidae must have been part of the herd of origin for at least one year or were natural additions, or must have originated from a chronic wasting disease monitored or certified herd in which these animals have been kept for at least one year or were natural additions. Cervidae originating from a herd with a diagnosis, signs, epidemiological evidence, or area under quarantine for chronic wasting disease may not be exhibited. The following statement must appear on the Certificate of Veterinary Inspection:

"All Cervidae on this certificate have been part of the herd of origin for at least one year or were natural additions to this herd. There has been no diagnosis, signs, or epidemiological evidence of chronic wasting disease in this herd for the past year."

THE DECISION OF THE OFFICIAL SHOW VETERINARIAN WILL BE FINAL.

## Junior Section

### Alpaca

*Raechel Spangler & Jeff Meyer - Superintendents*

#### **Schedule:**

May 15	Deadline for IDs in 4-H Online/FFA ID Sheets
June 15	Deadline for entries in FairEntry
Wednesday, July 12 11:30 am to 12:30 pm	<b>Mandatory Vet Check prior to unloading</b>
Friday, July 14 9:00 am	Sheep, Dairy, Goat & Alpaca Show
Sunday, July 16 8:00 pm	Alpacas are released

#### **General Alpaca Rules:**

1. The Rules Section & Junior Livestock Section Rules listed in the fair book apply in this department.
2. See General Rules for health requirements on pages 9-10.
3. Exhibitors must wear appropriate attire: official 4-H or FFA t-shirt or white blouse or shirt with the 4-H or FFA emblem with dark pants & hard soled shoes & no hats.
4. **Alpacas must be on the grounds before 12:30 pm on Wednesday, July 12.**
5. Alpacas of any color or breed may be shown.
6. No fully intact males will be allowed to be shown.
7. You may enter up to 3 animals per exhibitor.
8. The Alpaca judging will follow the Goat Show.
  - a. The course will be set by superintendents.
  - b. Alpacas will be judged on appearance (clean, well shorn & presentable)

#### **Class Numbers:**

- 0101 Obstacle Course  
0102 **Costume Class (see rules on page 27)**



<b>Awards:</b>		
Grand Champion Alpaca.....		Banner
Reserve Grand Champion Alpaca .....		Banner

**Premiums:**

Purple	Blue	Red	White
\$5.00	\$4.00	\$3.00	\$2.00

## Beef

### *Matt Schreiber & Brad Grandgeorge - Superintendents*

**Schedule:**

December 2022  
 February 1, 2023  
**May 15, 2023**

All Market Beef must be weighed at a county weigh-in  
 All market beef weigh-in information entered in 4-H Online  
**All breeding beef must be identified through 4-H Online or through FFA ID sheets**  
**All beef class entries must be made through FairEntry**

**June 15, 2023**

Thursday, July 13, 2023  
 7:30 a.m. – 9:00 a.m.  
 9:00 a.m. – 9:30 a.m.

**Mandatory** – Vet Check prior to unloading  
 Market beef weigh-in/Breeding beef ID verification

Saturday, July 15, 2023

Half hour after Lil’ Squealers but not before 1:00 p.m.

Showmanship Showcase

Sunday, July 16, 2023

9:00 a.m.  
 8:00 p.m.

Beef Show  
 Beef released

**Special Rules:**

- All beef will be checked in by the official fair vet prior to unloading on Thursday, July 13 from 7:30-9:00 a.m.
- The Rules Section & Junior Livestock Section Rules listed in the fair book apply in this department.
- See page 26 for Showmanship Showcase. Beef showmanship will be held during the Showmanship Showcase & not during the beef show.
- Individual animals must be identified as either a 4-H or FFA project. They may not be identified as both.
- Identification sheets must be correct & complete by either February 1st for Market Beef or May 15 for Breeding Beef.
- Stalls will be assigned by beef superintendent. All animals must be housed in designated stalls or forfeit all premiums earned.
- Regarding substitute showman, see Junior Livestock Section Rules.
- Painting or dyeing of beef projects will not be permitted. Top two in each class will be checked. Any animal showing evidence of painting or dyeing (including hooves) will not be allowed to show in the championship.
- No artificial tail heads or tail fins will be permitted.
- Grooming chutes should be placed in grooming barn or designated area.
- All market beef must be weighed 1/2 hour after completion of check-in on Thursday, July 13. No re-weighs will be permitted. Breeding Beef tattoos/IDs will be checked immediately following weigh-in.
- The order of the show will be posted outside the beef barn on the bulletin board on Saturday, July 15.
- Exhibitors are asked to keep their stalls clean & in an orderly fashion for the duration of the fair.
- Any artificial means of removing or remedying physical defects of conformation in animals exhibited will be considered as fraud & deception. No unnatural means of providing an animal food, water or other fluid (i.e. stomach pump, IV) will be allowed. All animals giving evidence of such treatment will be barred from exhibition at the Wright County Fair.
- All fans must be fastened up in the cattle barn.
- Livestock must stay in barns overnight.
- West side fans blow north – east side fans blow south.

### **Breeding Beef Heifer**

- Calves must have been born between September 1st, 2021 & December 31st, 2022.
- No animal purchased after May 15, 2023 can be shown.
- Breeding beef classes are judged based on breed type, performance & potential productivity.
- Entries are open to breed classes listed. Proof of registration must be shown to Superintendent at weigh-in time. Bring to scale area.
- Heifers MUST have a tattoo listed (both registered & commercial); calfhood vaccination is not acceptable identification as the primary tattoo. Secondary method of identification for ALL breeding beef is needed. This can be a calfhood vaccination number or an official 4-H ear tag if the animal is not registered. Reference 4-H 202 document for acceptable forms of ID.
- A class of commercial breeding heifer is available for crossbred & non-eligible purebred heifers.

7. The breeding heifer will be judged on the basis of the purple, blue, red & white ribbon groupings.
8. There shall be no minimum number of entries per class. However, the awarding of a breed champion ribbon will be the decision of the judge.
9. All breed champions will compete along with the Champion Commercial Heifer for Grand Champion breeding heifer.

**Premiums:**

Purple	Blue	Red	White
\$7.00	\$6.00	\$5.00	\$3.00

**Class Numbers:**

<b>0201</b> Angus	<b>0212</b> Maine-Angus
<b>0202</b> All Other Breeds	<b>0213</b> Miniature Hereford
<b>0203</b> Charolais	<b>0214</b> Polled Hereford
<b>0204</b> Charolais Percentage	<b>0215</b> Red Angus
<b>0205</b> Chianina	<b>0216</b> Red Angus Foundation
<b>0206</b> Gelbvieh	<b>0217</b> Salers
<b>0207</b> Horned Hereford	<b>0218</b> Shorthorn
<b>0208</b> Limousin	<b>0219</b> Shorthorn Plus
<b>0209</b> Lim-Flex	<b>0220</b> Simmental
<b>0210</b> High Percentage Maine-Anjou	<b>0221</b> Foundation Simmental
<b>0211</b> Maintainer	<b>0222</b> Commercial

**Cow/Calf Pair**

\*A division for cow/calf pairs will be available during the breeding heifer portion of the show. All cow/calf pairs, regardless of breed, will be shown together.

**Class Numbers:**

**0329 Cow/Calf Pair**

Champion Cow/Calf Pair .....	Banner
Reserve Champion Cow/Calf Pair .....	Rosette
Grand Champion Breeding Heifer .....	Banner
Reserve Grand Champion Breeding Heifer.....	Banner
Wright County Breeding Beef Heifer.....	Banner

**Wright County Born & Raised Breeding Beef Heifer Champion:** Class will be held after the selection of the Grand & Reserve Champion Overall. The class will only take place if the Grand & Reserve Champion do not qualify for the County Born & Raised Champion. If neither Grand or Reserve Champion qualify all those that do will be brought into the ring for the selection of the County Born & Raised Champion. \*\*If entry numbers warrant, this class may be subdivided.

**Market Beef**

1. Exhibits must be on the grounds by scheduled time of vet inspection, Thursday, July 13, 2023 unless alternate arrangements have been made with Beef Superintendent.
2. No entry fee will be charged in any class that premiums are not paid.
3. All market beef halter classes must be de-horned.
4. All individual market beef calves must have been weighed & positively identified by February 1, 2023 to be eligible to show.
5. Market beef (heifers or steers) weighing under 1,050 lbs. will be classified as feeder cattle. Those animals classed as feeder cattle will show in a separate feeder cattle class & will not be eligible for Grand or Reserve Champion honors.
6. Market steers will be shown by weight determined on Thursday, July 13, 2023. Market steers will be divided into divisions of approximately equal numbers & with approximately equal classes in each division. Champion & Reserve Champion of each division will be selected to be shown for Grand & Reserve Grand Champion Market Steer.
7. A market heifer class will be held, regardless of number of entries. The class winner shall be deemed Grand Champion Market Heifer & Reserve Champion Market Heifer & will be eligible to show for Grand & Reserve Grand Champion Market Beef.
8. Market beef will be placed on individual merit from a market standpoint, taking into consideration quality grade, desirable type, finish, cutability, & performance of the animals. Rate-of-Gain information on each calf will be made available to the judge. Steers will qualify for purple & blue award groups only if they have had an average daily gain of 2.3 lbs per day or more from the beginning weigh date to the Wright County District Junior Fair weigh date. Market heifer must have a minimum of 2.1 lbs per day average daily gain.
9. The calves will be judged on the basis of purple, blue, red & white ribbon groupings. Weight division champions & reserve champions will be awarded special ribbons.

**Premiums:**

Purple	Blue	Red	White
\$7.00	\$6.00	\$5.00	\$3.00

**Class Numbers:**

**0430 Market Steer**

- Champion Market Steer..... Banner
- Reserve Champion Market Steer ..... Banner

**0431 Market Heifer**

- Champion Market Heifer..... Banner
- Reserve Champion Market Heifer ..... Banner

**Returning Beef**

**0533 Market or Breeding Beef raised from a bottle/bucket calf**

A bottle/bucket calf shown in a previous Wright County Bottle/ Bucket Show is eligible for this class. The returning bottle/bucket calf must have been shown & owned by the same showman the previous year in the Bottle/ Bucket Calf Show.

Owner must be currently enrolled in a 4-H Beef project in Wright County.

**Rate-of-Gain**

Rate-of-Gain – The top ten Rate-of-Gain market calves shall receive a ribbon appropriate to their placing in the class (No FairEntry needed)

- Champion Rate-of-Gain..... Banner

**Commercial Beef Pen**

**0634 Commercial Beef Pen**

1. Pens must be weighed at Gold Eagle Co-Op between 10:30 a.m. & Noon on Thursday, July 13, 2023.
2. Exhibitors are asked to be present when the commercial pens are evaluated by a packer buyer at 8:30 a.m. on Saturday morning. This evaluation will not be the sale price but will be used to determine the winners of the commercial class contest so results can be posted during the fair.
3. Calves will be scored in this class on the following basis:
  - a. Margin between cost price & sale price 20 pts. for 0 margin. For each 10 cent minus margin, deduct 0.1 point.
  - b. Rate-of-Gain. One point for each 0.1 pound per day gain.
  - c. Feed cost per 100 pounds of gain; 25 pounds for 100 pounds of gain for \$30.00 feed cost. This \$30.00 feed cost is subject to change. Subtract 0.1 point for each 10 cent increase in feed costs per 100 pounds gain. (The basis feed cost figure will be revised yearly, depending on feed costs).
  - d. The Junior Feed Project Record.....5 points
  - e. Knowledge (Interview &/or story)..... 10 points
  - f. Feeding arrangement .....5 points
  - g. General management .....5 points

**Premiums:**

Blue	Red	White
\$15.00	\$11.25	\$7.50

- Supreme Grand Champion Market Beef..... Banner
- Supreme Reserve Grand Champion Market Beef..... Banner
- Wright County Born and Raised Champion Market Beef ..... Banner

**Wright County Born & Raised Market Beef Champion:** Wright County Market Beef Class will be held after the selection of the Supreme Grand and Supreme Reserve Champion Overall. The class will only take place if the Supreme Grand and Supreme Reserve Champion do not qualify for the County Born and Raised Supreme Champion. If neither Grand or Reserve Champion qualify all those that do will be brought into the ring for the selection of the Wright County Born and Raised Champion.

**0736 Beef Animal Costume Class (see rules page 27)**

**Bucket/Bottle Calf  
Sunday, July 16, 2023 at 1:00 pm**

*Raymond Houck, Larry & Shorty Anderson, Dana Lindvall*

*Sponsored by Wright County Farm Bureau & the Wright County Cattlemen*

1. Exhibits must be on the grounds for vet check on Thursday, July 13 from 7:30 to 9:00 am. Bucket calves must stay in the barn until 8:00 pm on Sunday.
2. The project is open to any Wright County youth who have completed kindergarten through age 12, based on birthdays as of September 15 of the previous year. Participants do not have to currently belong to a 4-H Club.
3. Any newborn or orphan calf (steer or heifer, beef or dairy) that is born between March 1 & June 1 may be shown. Animals must be identified with the Farm Bureau Office by 4:00 pm on June 1st. Individuals may identify up to three calves, but only one will be allowed to be exhibited at the Fair.

4. The calf must be bucket or bottle-fed.
5. The show will be divided into classes based on the age of the exhibitor.
6. Each exhibitor will also be interviewed in regard to the management & care of the calf as part of the judging process. This interview will be prior to the Fair at a date & time to be announced later.
7. No premiums will be awarded. All participants will receive a participation trophy with the top two youth in each age division receiving Outstanding Rosettes.
8. A list of potential buyers will be available for those interested in selling their animals.
9. Bucket/Bottle Calf judging will be Sunday, July 16 at 1:00 pm. There is no entry fee for this class.

## Dairy Cattle

*Raechel Spangler & Jeff Meyer, Superintendents*

**Schedule:**

May 15	Deadline for IDs in 4-H Online/FFA ID Sheets
June 15	Deadline for entries in FairEntry
Thursday, July 13 7:30 am to 9:00 am	<b>Mandatory Vet Check</b>
Friday, July 14 9:00 am	Sheep, Dairy, Goat & Alpaca Show
Sunday, July 16 8:00 pm	Dairy Cattle are released

**General Dairy Cattle Rules:**

1. The Rules Section & Junior Livestock Section Rules listed in the fair book apply in this department.
2. See General Rules for health requirements on pages 9-10.
3. Exhibitors must wear appropriate attire: official 4-H or FFA t-shirt or white blouse or shirt with the 4-H or FFA emblem with dark pants & hard soled shoes & no hats.
4. Dairy cattle showmanship will take place during the Dairy Cattle show. See rules on page 27.
- 5. All dairy cattle must be on the grounds for the vet check times.**
6. Calves in the dairy department may be either purebred or commercial & must have been born after September 1, 2022 & before March 1, 2023.
7. Heifers in the yearling class may be either purebred or commercial & must have been born after September 1, 2021 & before August 30, 2022.
8. If more than five commercial or purebred animals are entered in a particular class, the class will be divided into a purebred class & a commercial class.
9. The Dairy Cattle show will follow the Sheep Show.
10. No entry fee will be charged in any class that premiums are not paid.

**Class Numbers:**

0701	Heifer Calf	
0702	Yearling Heifer	
0703	Cow in Milk	
Grand Champion Dairy .....		Banner
Reserve Grand Champion Dairy .....		Banner

**0804 Dairy Animal Costume Class (see rules on page 27)**

**Premiums:**

Purple	Blue	Red	White
\$6.00	\$6.00	\$4.50	\$3.00

## Dog Department

*Extension Staff*

**Schedule:**

May 15	Deadline for IDs in 4-H Online/FFA ID Sheets
June 15	Deadline for entries in FairEntry
June 15	Paperwork must be completed in FairEntry or turned in to the Extension Office
Friday, July 14 12:00 noon	Dog Judging Check-in time: 11:30 am

## **General Dog Rules:**

1. Only dogs identified on the Dog Identification form by May 15 of the current year may exhibit.
2. All dogs must be on leash. Dogs must not be taken near other livestock or into exhibit buildings on the fairgrounds.
3. Dogs will not be housed at the fairgrounds. They are to be brought & returned home on show day.
4. Dogs must have proof of current rabies & distemper vaccination. Exhibitors must have a veterinarian's certificate with them showing the dates of immunization or certificate present at the time of entry.
5. Classes are listed in order of Novice to Advanced. Dog & handlers advance in classes as a team. Once a dog & handler have advanced in class, they cannot enter a less advanced class.
6. No coloring or painting of dogs is permitted. If this rule is not followed, it may result in disqualification of the exhibit.
7. Exhibitors must wear appropriate attire: official 4-H or FFA t-shirt or white blouse or shirt with the 4-H or FFA emblem with dark pants & hard-soled shoes & no hats.

## **Division 301 - Dog Obedience**

### **Class Numbers & Class Description**

**30100 Intro Obedience Class:** First year exhibitor with first year dog only. Dogs will complete the following exercises on leash: Heel, Figure 8, Sit for examination, Recall (no finish), Long sit (1 min.) Long down (1 min.) Dogs must not have earned any obedience title through AKC, UKC, etc

**30101 Beginners Novice A:** For dog and handler team in their 2nd year of training. Dog and handler teams may only enter this class 1 year. Dogs will complete the following exercises: heel, figure 8, sit for exam on leash, sit/stay while handler walks the ring, and recall (no finish) off leash. Dogs must not have earned any obedience title through AKC, UKC, etc.

**30102 Beginners Novice B:** For dog and handler team, where either the dog has had previous training, but this is the first year for the exhibitor, or for an exhibitor with experience, but this is the first year for the dog. Dogs will complete the following exercises: heel, figure 8, sit for exam on leash, sit/stay while handler walks the ring, and recall (no finish) off leash. Any dog that has earned a 'PCD' level title or higher, before January 1, of the current year, is not eligible to enter this class.

**30103 Preferred Novice:** For dog and handler team in 3rd year of training or greater. Dogs will complete the following exercises: heel and figure 8 - on leash, stand for examination, heel free, stay (sit or down) while handler walks the ring, and recall with finish - all off leash. Any dog that has earned a 'PCD' level title or higher, before January 1, of the current year, is not eligible to enter this class.

**30104 Novice:** For dog and handler team in 4th year of training or greater. Dogs will complete the following exercises: heel and figure 8 - on leash, stand for examination, heel free, recall with finish, group sit (3 min.) & down (5 min.) - all off leash. 30106 Graduate Novice - for dogs and handler team in 5th year of training or greater. Dogs will complete the following exercises: heel free, figure 8, stand for examination, drop on recall, dumbbell recall, dumbbell recall over high jump, recall over broad jump, group sit (3 min.) & down (5 min.) - all off leash.

A Grand and Reserve Champion will be chosen at each class level.

## **Division 302 - Showmanship (Handling)**

### **Class Numbers & Class Description**

30201 Junior Handler—Junior 4-H Exhibitors

30202 Intermediate Handler—Intermediate 4-H Exhibitors

30203 Senior Handler—Senior 4-H Exhibitors

Grand Champion and Reserve - Showmanship - Purple and Lavender Rosette

## **Division 304 - Rally**

**30410 Rally Novice A:** For dogs or exhibitors in their first year of rally training. All exercises are performed on leash at 10-15 different stations. Exercises may include, but are not limited to, jumping exercises.

**30111 Rally Novice B:** For dogs in their 2nd or 3rd year of rally training. All exercises are performed on leash at 10-15 different stations. Exercises may include, but are not limited to, jumping exercises.

**30112 Rally Intermediate:** For dogs in their 3rd or 4th year of rally training or for a dog who has earned any Rally Novice title (AKC, UKC, etc). All exercises are performed on leash. There will be between 12-17 stations with a minimum of three advanced level stations

**30113 Rally Advanced:** For dogs with 4 or more years of rally training or for a dog who has earned any Rally Intermediate title. All exercises are performed OFF leash. There will be between 12-17 stations with a minimum of three advance level stations and a minimum of one jump.

## Goats

*Raechel Spangler & Jeff Meyer, Superintendents*

### Schedule:

May 15	Deadline for IDs in 4-H Online/FFA ID Sheets
June 15	Deadline for entries in FairEntry
Wednesday, July 12 11:30 am to 12:30 pm	<b>Mandatory Vet Check &amp; Weigh-in</b>
Friday, July 14 8:00 am	Sheep, Dairy, Goat & Alpaca Show
Saturday, July 15 Half hour after Lil' Squealers, not before 1:00 pm	Showmanship Showcase
Sunday, July 16 8:00 pm	Goats are released

### General Goat Rules:

1. The Rules Section & Junior Livestock Section Rules listed in the fair book apply in this department.
2. Goat showmanship will take place during the Showmanship Showcase. See rules on pages 27-28.
3. See General Rules for health requirements on pages 9-10.
4. Exhibitors must wear appropriate attire: official 4-H or FFA t-shirt or white blouse or shirt with the 4-H or FFA emblem with dark pants & hard soled shoes & no hats.
5. All goats must be on the grounds by 12:30 pm Wednesday, July 12.
6. The dairy goat classes will include any breed, purebred & grade.
7. Horns:
  - a. Meat: Exhibitors will be required to have horns disbudded, dehorned or tipped blunt on all market goats before arrival on the fairgrounds. Removal of horn on fairgrounds is NOT permitted.
  - b. Dairy animals with natural horns shall not be shown.
8. Junior does are goats born after July 2022 & not in milk. If they are in milk, they must show with the senior does.
9. No limit on entries.
10. No buck goats may be shown.
11. Goat Judging will follow the Dairy Cattle Show.
12. Goats may be shown in one of four categories:
  - a. Dairy goats
  - b. Mohair goats
  - c. Meat goats – all breeds are eligible, wethers or does may be shown
  - d. Breeding meat goats
13. All sexually intact goats must be identified with an individual Scrapie Flock of Origin identification tag or by an official registered tattoo.
14. In the meat goat classes, all wethers must have all their milk teeth present. No adult teeth will be allowed.
15. Additional categories may be added at the discretion of the Superintendents.
16. Bracing is allowed. However, all goats must have four feet on the ground in the show ring at all times. Lifting feet off the ground, placing them on any support or altered ring surface is not acceptable. Exhibitors will receive one warning if they are found lifting or slapping goats. Second offenses will result in automatic exhibitor disqualification from the goat show.
17. Injection, drenching or application of any substance per rectum is prohibited. Further, the application of any substance to or near the tail or anus is prohibited. Animals showing any signs of being unethically fitted will be disqualified & exhibitors may face further repercussion.
18. Exhibitors are expected to care for their goats in an acceptable manner. **NO MUZZLES OF ANY TYPE ARE ALLOWED!** Any abusive care including slapping or excessive modification of meat goats will be grounds for disqualification at the discretion of the show officials.
19. Drenching will not be allowed. Some of the products being used are not labeled for animal use. There are quality assurance issues involved with this practice. If there are health concerns involved regarding dehydration, the Wright Co. Fair vet should be contacted.
20. Breeding meat goat does will be shown by weight instead of age – birthdate will be used to split does under 1 year of age & over 1 year, then weight used to split individual classes.
21. Fitting will be allowed. Painting, powdering, dyeing & use of color agents is NOT allowed. Animals which show evidence of this will not be permitted into the show ring. Any meat goat is subject to wiping with a towel to check for color or coloring agents prior to entering the show ring or upon completion of a class. If a color or coloring agent rubs off an animal rubbed with either a towel or hand, that animal will be disqualified.

### Class Numbers:

Dairy Goat Classes:

0801 Junior Doe – Under 1 yr., not in milk

- 0802 Intermediate Doe – 1 yr. & under 2 yrs., not in milk
- 0803 Senior Doe – 2 yrs. & older; in milk (Does in milk or that have freshened)

Mohair Goat Classes:

- 1108 Junior Doe – Born after January 1, 2023
- 1109 Intermediate Doe – Born after July 2021 & before January 1, 2023
- 1110 Senior Goats – Two years old or older

Meat Goat Class:

- 0904 Market wether or does born after July 1, 2022

Breeding Meat Goat Class:

- 1005 Junior Doe – Under 1 yr.
- 1006 Intermediate Doe – 1 yr. & under 2 yrs.
- 1007 Senior Doe – 2 yrs. & older

**1211 Goat Animal Costume Class (see rules page 27)**

**Awards:**

Grand Champion Dairy Goat.....	Banner
Reserve Grand Champion Dairy Goat.....	Banner
Grand Champion Meat Goat.....	Banner
Reserve Grand Champion Meat Goat.....	Banner
Grand Champion Breeding Meat Goat.....	Banner
Reserve Grand Champion Breeding Meat Goat.....	Banner

**Premiums:**

Purple	Blue	Red	White
\$5.00	\$4.00	\$3.50	\$2.00

## Horse & Pony

*Allison Whaley, Superintendent*  
*Raechel Spangler, Asst. Superintendent*

**Schedule:**

<p>May 15</p> <p>June 15</p> <p>Wednesday, July 12, 2023</p> <p>7:00-8:00 am</p> <p>Up to 8:00 am</p> <p>7:30-8:00 am</p> <p>8:00 am</p> <p>8:30 am</p>	<p>All horses must be identified through 4-H Online or through FFA ID sheets</p> <p>Horse show class entries must be made through FairEntry</p> <p>Arena open for warm up</p> <p>All entries must be confirmed by exhibitor or parent</p> <p>Knowledge Quiz</p> <p><b>Mandatory</b> Exhibitor Meeting</p> <p>Horse &amp; Pony Show</p>
---	--

**General Horse Rules:**

1. The Rules Section & Junior Livestock Section Rules listed in the fair book apply in this department.
2. Read the general rules section in the fair book, but rules & regulations for 4-H Equine Shows in Iowa 4H511C take precedent.
3. See General Rules for health requirements on pages 9-10
4. In this department, juniors have completed grades 4-7, seniors - grade 8 & up.
5. If there is a question as to the age of the horse or class it should be entered in, check with the superintendent.
6. An individual horse may be entered in either Ranch Horse Pleasure or Western Pleasure, but not both.
7. Tack optional means Western tack or English tack may be used.
8. Horse show order:
  - a. Showmanship
  - b. Halter
  - c. English
  - d. Walk/Trot
  - e. Western Pleasure/Horsemanship
  - f. Discipline Rail

- g. Trail
- h. Obstacle Driving/Driving
- i. Ranch Pleasure/Riding
- j. Egg & Spoon
- k. Pole Bending
- l. Barrel Race
- m. Flag Race
- n. Keyhole Race
- o. Costume
- p. Pre-4-H member Walk/Trot & Barrels

9. Immediate family members (siblings/step-siblings) can co-identify the same horse(s). Each horse must still be ID'ed in 4-H online under each sibling/4-H member. An individual horse cannot be identified in both 4-H & FFA. Siblings must both be in 4-H to ID the same horse.
10. The same horse will only be allowed to show in a class once. For example, a 5th grade 4-H member cannot show a horse in barrels & an 8th grade sibling show the same horse in barrels. However, the other sibling could show the same horse in Pole Bending.
11. Each member is allowed to identify a maximum of 5 horses, of these 5, a maximum of 2 may be leased. Halter horses are not allowed to be leased; they must be owned.
12. **Showmanship:** An exhibitor can win Junior Showmanship & Senior Showmanship only once. After winning Junior Showmanship, the exhibitor can show up in the Senior Showmanship Division. The Senior Showmanship winner will show up in the Master Showmanship division. If you won Junior Showmanship or Intermediate Showmanship in 2022, you will enter the Senior Showmanship division in 2023. The Master Showmanship division will consist of winners of Senior Showmanship from 2022 & prior. A champion & reserve champion will be awarded in each division, but only the champion moves up. Pre-entry for the showmanship division is available in FairEntry but is not required.
13. **Horseless Horse:** Any 4-H or FFA youth who would not otherwise own or have a horse can experience in the care & showing of a horse. The Horseless Horse Exhibitor will show the owner's horse at the fair in showmanship & walk/trot. Contact the Wright County Extension Office for Horseless Horse ID form & project requirements.
14. **Knowledge Quiz** is a written test on all things horses & open to all 4-H & FFA members. Horse ownership is not required. Quiz will be taken at 7:30 am and conclude prior to the exhibitor meeting at 8:00 am. A Champion & Reserve Champion Knowledge Quiz will be awarded in each division (Junior & Senior)
15. **Versatility:** There are four class components in Versatility. Showmanship, Horsemanship, Trail & Barrels with one FairEntry fee. One horse/rider combination must show in each class. English or Western tack are acceptable. All ages will compete together & a Champion & Reserve Champion Versatility will be awarded in each division (Junior & Senior).
16. **ASTM/SEI approved equestrian helmets must be worn at all times while mounted or driving.** No exceptions & no bicycle helmets allowed.

**Class Numbers:**

- 2101 Knowledge Quiz – Senior
- 2102 Knowledge Quiz – Junior
- 2201 Showmanship – Junior
- 2202 Showmanship – Senior
- 2203 Showmanship – Master
- 2204 Showmanship – Versatility
- 2205 Showmanship – Horseless Horse
- 2206 Weanlings & Yearlings – Halter (Foaled in 2021 & 2022)
- 2207 Two & Three Year Old – Halter (Foaled in 2020 & 2019)
- 2208 Four Year Old & Older – Halter (56" & under)
- 2209 Four Year Old & Older – Halter (over 56")
- 2301 English Pleasure (All grades)
- 2302 English Equitation (All grades)
- 2303 Walk Trot – Senior (tack optional)
- 2304 Walk Trot – Junior (tack optional)
- 2305 Walk Trot – Horseless Horse
- 2306 Western Pleasure – Senior
- 2307 Western Pleasure – Junior
- 2308 Western Horsemanship – Senior
- 2309 Western Horsemanship – Junior
- 2310 Horsemanship – Versatility
- 2311 Discipline Rail – Senior (Tack Optional)



- 2312 Discipline Rail – Junior (Tack Optional)
- 2313 Trail – Senior
- 2314 Trail – Junior
- 2315 Trail – Versatility
- 2316 Obstacle Driving (All Grades)
- 2317 Ranch Horse Pleasure – Senior
- 2318 Ranch Horse Pleasure – Junior
- 2319 Ranch Riding (All Grades)
- 2320 Driving Pleasure (all grades)
- 2401 Egg & Spoon – Senior
- 2402 Egg & Spoon – Junior
- 2403 Pole Bending – Senior
- 2404 Pole Bending – Junior
- 2405 Barrel Racing – Senior
- 2406 Barrel Racing – Junior
- 2407 Barrel Racing – Versatility
- 2408 Flag Race – Senior
- 2409 Flag Race – Junior
- 2410 Keyhole Race – Senior
- 2411 Keyhole Race – Junior
- 2412 Costume Class (all grades)

Pre-4-H Members Classes – Walk Trot Pleasure Class & Barrel Race will follow after the 4-H & FFA Horse Show. Please register on Wednesday morning during the 4-H & FFA Horse Show prior to the start of the games at the announcer’s stand.

## Pets

### *Extension Staff*

**Schedule:**

May 15	Deadline for IDs in 4-H Online/FFA ID Sheets
June 15	Deadline for entries in FairEntry
June 15	Paperwork must be completed in FairEntry or turned into Extension Office
Friday, July 14	
2:00 pm	Pets Judging Check-in time: 1:30 pm

**General Pets Rules:**

1. The Rules Section & Junior Livestock Section Rules listed in the fair book apply in this department.
2. See General Rules for health requirements on pages 9-10.
3. Exhibitors must wear appropriate attire: official 4-H or FFA t-shirt or white blouse or shirt with the 4-H or FFA emblem with dark pants & hard-soled shoes & no hats.
4. To be eligible for the small pet show, the member may not have exhibited the pet in any other department of the Fair this year.
5. The exhibitor must turn all pet paperwork in by June 15 by answering the questions online in the FairEntry program or submitting paperwork to the Extension office prior to June 15.
6. All pets should come on a leash, in a box, a cage or a bowl.
7. All exhibitors must be responsible for their pet.
8. NO WILD ANIMALS. It is illegal under Iowa law to capture or keep any game animal, fur animal or game birds.
9. An exhibitor is limited to entering two pets in each class.
10. Cats & dogs three months or older must have a current official rabies certification given by a veterinarian.
11. Pets include cats, gerbils, guinea pigs, hamsters, mice, fish, turtles, birds, dogs (not 4-H dog obedience training program) & other small pets.
12. Pets will be released immediately after the show. Pets in this class will be judged on appearance, health & member’s knowledge of caring, handling & feeding of the pet.
13. Clover Kids are welcome to exhibit pets. They must enter using 4-H online & FairEntry.

**Class Numbers:**

800	Clover Kids Pets
2702	Dogs
2703	Cats
2704	Pocket Pets
2705	Other Pets
<b>2706</b>	<b>Pet Costume Class (see rules page 27)</b>

**Premiums:**

Purple	Blue	Red	White
\$2.00	\$2.00	\$1.50	\$1.00

## Poultry

*Rodney Legleiter & Matt Loux, Superintendents*

**Schedule:**

May 15	Deadline for IDs in 4-H Online/FFA ID Sheets
June 15	Deadline for entries in FairEntry
Wednesday, July 12	<b>Mandatory Vet Check for all Poultry</b>
1:00 to 1:45 pm	<b>Mandatory</b> Check-in (Pollorum testing must be done prior to check-in)
1:30 to 2:30 pm	
Thursday, July 13	
9:00 am	Poultry Show
Sunday, July 16	
8:00 pm	Poultry are released

**General Poultry Rules:**

1. The Rules Section & Junior Livestock Section Rules listed in the fair book apply in this department.
2. See General Rules for health requirements on pages 9-10.
3. Exhibitors must wear appropriate attire: official 4-H or FFA t-shirt or white blouse or shirt with the 4-H or FFA emblem with dark pants & hard soled shoes & no hats.
- 4. Poultry must be on the grounds before 1:30 pm on Wednesday, July 12.**
5. Pullorum testing must be done prior to the fair.
6. All exhibitors must keep their sections in pens & under their cages clean during the Fair.
7. Cages will be provided for each exhibitor. Exhibitors will need to provide their own watering & feeding pans as well as locks on the latches.
8. There is no entry limit per class.
9. All poultry exhibited must have had a negative Pullorum-Typhoid test within 90 days of public exhibition & the test must have been performed by an authorized tester.
10. No poultry released before 8:00 pm Sunday night.
11. An entry shall consist of birds from chick, duck, geese, or turkey growing projects.
12. Entries will be judged on the basis of uniformity, development & evidence of production (handling qualities, pigmentation & molt).
13. An individual standard breed chicken may be shown from the pen of three if entered as such.

**Class Numbers:**

2401	Layer Chickens (Pen of Three - 3 hens)
2402	Broiler Chickens (Pen of Three - Same Sex)
2403	Ducks (Pen of Three - Same Sex)
2404	Geese (Pen of Three - Same Sex)
2405	Turkeys (Pen of Two)
2406	Turkey – Individual (cannot be from pen of two)
2407	Bantam (Pen of Three – 2 Hens & 1 Rooster)
2408	Bantam – Individual
2409	Standard Breed – Individual
2410	All Other Birds & Breeds - Individual
<b>2511</b>	<b>Poultry Animal Costume Class (see page 27)</b>

**Awards:**

Grand Champion Layer Chickens - Pen of Three .....	Banner
Reserve Grand Champion Layer Chickens - Pen of Three.....	Banner
Grand Champion Broiler Chickens - Pen of Three.....	Banner
Reserve Grand Champion Broiler Chickens - Pen of Three .....	Banner
Grand Champion Ducks - Pen of Three.....	Banner
Reserve Grand Champion Ducks - Pen of Three.....	Banner
Grand Champion Geese - Pen of Three .....	Banner
Reserve Grand Champion Geese - Pen of Three.....	Banner
Grand Champion Turkeys - Pen of Two .....	Banner
Reserve Grand Champion Turkeys - Pen of Two.....	Banner
Grand Champion Turkey Individual.....	Banner
Reserve Grand Champion Turkey Individual.....	Banner
Grand Champion Bantam Chickens - Pen of Three.....	Banner
Reserve Grand Champion Bantam Chickens - Pen of Three .....	Banner
Grand Champion Bantam Chicken - Individual .....	Banner
Reserve Grand Champion Bantam Chicken - Individual.....	Banner
Grand Champion Standard Breed - Individual .....	Banner
Reserve Grand Champion Standard Breed - Individual.....	Banner
Grand Champion All Other Birds & Breeds - Individual .....	Banner
Reserve Grand Champion All Other Birds & Breeds - Individual.....	Banner
Overall Champion Poultry .....	Banner

**Premiums:**

Purple	Blue	Red	White
\$3.00	\$2.00	\$1.50	\$1.00

**Rabbits**

*Angela Charlson, Superintendent*  
*Allison Whaley, Assistant Superintendent*

**Schedule:**

June 15	Deadline for IDs in 4-H Online/FFA ID Sheets **4-H member must ID in 4-H online before entering in FairEntry.
June 15	Deadline for entries in FairEntry
Thursday, July 13, 2023	
6:00-7:30 am	<b>Mandatory Vet Check for all Rabbits</b>
6:30-8:30 am	Mandatory Health Check-in for Rabbits
8:30 am	All rabbits must be in place
1:00 pm	Rabbit Show
Sunday, July 16, 2023	
8:00 pm	Rabbits are released

**General Rabbit Rules:**

1. The Rules Section & Junior Livestock Section Rules listed in the fair book apply in this department.
2. There will be a mandatory vet check from 6:00-7:30 am & health check-in for rabbits on Thursday, July 13th from 6:30-8:30 a.m. in the rabbit building.  
Note: you must check-in before you will be able to exhibit your rabbits in the show & must be in place by 8:30 a.m.
3. Exhibitors must be present when their animals are judged & dressed appropriately as described in Rule No. 3 under the Showmanship department at the end of the livestock section. (page 27)
4. All exhibitors must keep their sections in pens & under their cages clean during the fair.
5. Cages will be provided for each exhibitor. Exhibitors will need to provide their own watering & feeding pans as well as locks on the latches.
6. No more than three entries per class.
7. The Pen of Three class may be bucks & does or a combination of each.
8. Each Pen of Three class consists of three rabbits, 3.5 – 5.5 pounds each & under 69 days old.
9. A single fryer shall not be over 10 weeks of age & weigh a minimum of 3.5 pounds & a maximum of 5.5 pounds.
10. Pen of Three & Single Fryers will be weighed at the mandatory check-in on Thursday, July 13th.
11. Exhibitors are required to put their own rabbits on the table.
- 12. All rabbits must be tattooed with a legible tattoo in the rabbit's left ear.**
13. Breed weights will follow A.R.B.A. breed standards.
14. Animals will be judged by breed in the 6 Class & 4 Class divisions. If less than 5 in a class, they will be grouped together in an A.O.B. Class.

15. An exhibitor can win Junior Showmanship & Senior Showmanship only once. After winning Junior Showmanship, the exhibitor can show up in the Senior Showmanship division. The Senior Showmanship winner will show up in the Master Showmanship division. If you won Junior Showmanship or Intermediate Showmanship in 2022, you will enter the Senior Showmanship division in 2022. The Master Showmanship division will consist of winners of Senior Showmanship from 2023 & prior.

**Class Numbers:**

**6 Class Rabbits**

- 2501 Senior Buck (over 8 months)
- 2502 Intermediate Buck (6-8 months)
- 2503 Junior Buck (under 6 months)
- 2504 Senior Doe (over 8 months)
- 2505 Intermediate Doe (6-8 months)
- 2506 Junior Doe (under 6 months)

**Meat Class**

- 2507 Single Fryer
- 2508 Pen of Three

- Grand Champion Pen of Three..... Banner
- Reserve Grand Champion Pen of Three ..... Banner
- Grand Champion ..... Banner
- Reserve Grand Champion ..... Banner

**4 Class Rabbits**

- 2609 Senior Buck (over 6 months)
- 2610 Junior Buck (under 6 months)
- 2611 Senior Doe (over 6 months)
- 2612 Junior Doe (under 6 months)

- Grand Champion..... Banner
- Reserve Grand Champion ..... Banner

**Showmanship (Junior, Senior, Master)**

**2713 Rabbit Animal Costume Class (see rules page 27)**

**Premiums:**

Purple	Blue	Red	White
\$3.00	\$2.00	\$1.50	\$1.00

## Sheep

*Raechel Spangler & Jeff Meyer, Superintendents*

**Schedule:**

May 15	Deadline for IDs in 4-H Online/FFA ID Sheets
June 15	Deadline for entries in FairEntry
Wednesday, July 12 11:30 am to 12:30 pm	Mandatory Vet Check & Weigh-In
Friday, July 14 8:00 am	Sheep Show
Saturday, July 15 Half hour after Lil' Squealers, not before 1:00 pm	Showmanship Showcase
Sunday, July 16 8:00 pm	Sheep are released

**General Sheep Rules:**

1. The Rules Section & Junior Livestock Section Rules listed in the fair book apply in this department.
2. Sheep showmanship will take place during the Showmanship Showcase. See pages 26-27 for rules.
3. See General Rules for health requirements on pages 9-10.
4. Exhibitors must wear appropriate attire: official 4-H or FFA t-shirt or white blouse or shirt with the 4-H or FFA emblem with dark pants & hard soled shoes & no hats.

5. All sheep must have been tagged on or before May 15 of this year with record on file in 4-H Online or FFA ID Sheets by that date. All weights must be on file in 4-H Online or FFA ID Sheets by May 15.
6. Market lambs can be either ewes or wethers. No buck lambs will be weighed in.
7. All lambs must be docked & market lambs must be docked & castrated.
8. All purebred & market lambs should be clipped over the entire body, except wool breeds. All market lambs must be slick shorn.
9. It is recommended that lambs not be blocked for the Wright County District Junior Fair. This is the same rule that applies at the Iowa State Fair.
10. Lambs shown in the purebred division cannot be shown in the market division & vice versa.
11. No entry fee will be charged in any class that premiums are not paid.
12. The exhibitor must designate individual lambs before time of weigh-in at Fair. The Rate-of-Gain lamb must be an individual market lamb.
13. Lambs shown must have lambs teeth.
14. Exhibitors are expected to care for their lambs in an acceptable manner. NO MUZZLES OF ANY TYPE ARE ALLOWED! Any abusive care including slapping or excessive modification of lambs will be grounds for disqualification at the discretion of the show officials.
15. There will be no coloring agent or paint used on any animal. All animals giving evidence of being colored will be barred from exhibition.
16. No artificial alterations or stimulants of any kind may be applied or administered to animals (icing, electric shock, alcohol/formaldehyde baths, etc.)
17. Any artificial means of removing or remedying physical defects of conformation in animals exhibited will be considered as fraud & deception. No unnatural means of providing animal feed, water, or other fluids (i.e. stomach pump, IV) will be allowed. All animals giving evidence of such treatment will be barred from exhibition.
18. No drugs or medications of any kind may be administered except by the order of the official Fair veterinarian. All animals are subject to drug testing. All animals giving evidence of being medicated without prior approval will be barred from exhibition.
19. All sexually intact animals must have scrapie flock identification tags in ear to exhibit.

**Commercial Ewes:**

1. Commercial ewes do not need to be weighed or tattooed but need to be identified through 4-H Online or FFA ID Sheets.
2. All commercial ewes must have been born after January 1 of the current year.

**Other Face Commercial Ewes:**

1. Commercial ewes do not need to be weighed or tattooed but need to be identified through 4-H Online or FFA ID Sheets.
2. All commercial ewes must have been born after January 1 of the current year.
3. To be eligible for the Other Face class, lambs must be speckled or a purebred white face lamb.

**Pair of Ewes:**

1. A pair of ewes may be either 2 ewe lambs, 2 yearling ewes or a yearling & a lamb. Registration papers will not be required for this class, but ewes must be identified in 4-H Online or FFA ID sheets to be eligible.
2. A pair of ewes cannot be shown in a market or a carcass class. However, a ewe may be shown in any breeding class.

**Registered Ewe Lambs:**

1. All ewes shown in class 1603 must be registered & must have been born after January 1 of the current year.
2. Registration papers must be presented at check-in.

**Crossbred & Purebred Ram Lambs:**

1. All ram lambs must have been born after January 1 of the current year.
2. Crossbred & Purebred Ram Lambs will be shown together in this class.

**Market Lamb (Any Breed):**

1. Lambs in this class may be either crossbred or purebred & must have lambs teeth.
2. Only ewes & wethers can be shown in this class. NO ram lambs.
3. Rate-of-gain information on each market lamb will be made available to the judge.
4. Market ewes cannot be shown in a pair of ewes.

**Other Face Market Lambs:**

1. Lambs in this class may be either crossbred or purebred & must have lambs teeth.
2. Only ewes & wethers can be shown in this class. NO ram lambs.
3. Rate-of-gain information on each market lamb will be made available to the judge.
4. Market ewes cannot be shown in a pair of ewes.
5. To be eligible for the Other Face class, lambs must be speckled or a purebred white face lamb.

**Rate-of-Gain:**

1. The top ten rate-of-gain market lambs shall receive a ribbon appropriate to their placing.
2. Champion will receive a Rosette Ribbon. In case of a tie, placing goes to the heaviest lamb.
3. All market lambs are eligible for the rate-of-gain contest, no fair entry needed.

**County Champion Market Lamb:**

1. Lambs in this class may be either crossbred or purebred & must have lambs teeth.
2. Lambs must be born & raised in Wright County & be shown by an exhibitor who is a member of a Wright County 4-H or FFA club OR reside in Wright County. Only ewes & wethers can be shown in this class, no ram lambs.
3. Rate-of-gain information on each market lamb will be made available to the judge.
4. These lambs will not be shown in both the Market Lamb class & the County Market Lamb class but Champions will be eligible to compete for Grand Champion Market Lamb & Reserve Grand Champion Market Lamb.

**Yearling Commercial Ewe or Yearling Purebred Ewe:**

1. Yearling ewes must be born between September 1, 2021 & December 31, 2021.
2. Birth date, ear tag number &/or registry number of each purebred ewe or Commercial ewe must be listed in 4-H Online or on the FFA ID Sheets. Association tags must be in ears of sheep before they arrive at the Fair.
3. Certificate of Registry must correspond with association tag in ear & be presented at check-in to be eligible to show.

**Class Numbers:**

- 1401 Commercial Ewe Lamb
- 1502 Pair of Ewes
- 1603 Registered Ewe Lamb
- 1704 Ram Lamb
- 1805 Individual Market Lamb
- 1807 County Champion Market Lamb
- 2009 Yearling Ewe
- 1450 Other Face Commercial Ewe Lamb
- 1806 Other Face Market Lamb
- 1908 Sheep Animal Costume Class (see page 27)**

**Awards:**

Grand Champion Commercial Ewe Lamb .....	Banner
Reserve Grand Champion Commercial Ewe Lamb.....	Banner
Grand Champion Pair of Ewes .....	Banner
Reserve Grand Champion Pair of Ewes.....	Banner
Grand Champion Ewe Lamb.....	Banner
Reserve Grand Champion Ewe Lamb .....	Banner
Grand Champion Other Face Commercial Ewe Lamb .....	Banner
Reserve Grand Champion Other Face Commercial Ewe Lamb .....	Banner
Supreme Champion Ewe .....	Banner
Reserve Supreme Champion Ewe.....	Banner
Grand Champion Ram Lamb.....	Banner
Reserve Grand Champion Ram Lamb .....	Banner
Grand Champion Other Face Market Lamb .....	Banner
Reserve Grand Champion Other Face Market Lamb.....	Banner
Grand Champion Individual Market Lamb.....	Banner
Reserve Grand Champion Individual Market Lamb.....	Banner
Grand Champion Rate-of-Gain .....	Purple Rosette
Reserve Grand Champion Rate-of-Gain.....	Pink Rosette
Grand Champion County Market Lamb.....	Banner
Reserve Grand Champion County Market Lamb .....	Banner
Grand Champion Yearling Ewe.....	Banner
Reserve Grand Champion Yearling Ewe .....	Banner

**Premiums:**

Purple	Blue	Red	White
\$5.00	\$4.00	\$3.00	\$2.00

## Novice Lamb Class

1. This project is open to anyone who has completed Kindergarten during the 2022-2023 school year to anyone completing the 3rd grade during the same year.
2. Ewes or wether lambs must have lambs teeth.
3. Lambs will be shown directly following the sheep show. All lambs must be available at check-in Wednesday, but do not need to be weighed.
4. Lambs must be clipped within 30 days preceding the Wright County Fair.
5. All entries will be paraded in the show ring. All contestants will receive ribbons.
6. Lambs may be shown with halters & shortened lead ropes.
7. Each participant will visit with the judge about the lamb they are showing.
8. The lambs do not need to be owned by the person showing them.
9. There will be two classes: costume & showmanship. Exhibitors may enter both classes.
10. No entry fee is required. No premiums will be given.
11. **Entry forms must be received by the Fair Manager by 4:00 pm on June 15.**

### Wright County Novice Lamb Class

Complete & turn into the Fair Office by **June 15, 2023**  
PO Box 125, Eagle Grove

Exhibitor Name: \_\_\_\_\_

Parents Name: \_\_\_\_\_

E-mail Address: \_\_\_\_\_

Phone Number: \_\_\_\_\_

Grade completed in 2022-2023 school year: \_\_\_\_\_

Is lamb also a 4-H or FFA project? \_\_\_\_\_

If so, list the name of the 4-H or FFA member \_\_\_\_\_

## Swine

*Bre Wagner & Jeff Meyer, Superintendents*

### Schedule:

May 15	Deadline for IDs in 4-H Online/FFA ID Sheets
June 15	Deadline for entries in FairEntry
Thursday, July 13	
6:00 am – 7:30 am	Mandatory Vet Check for Swine
12:30 pm – 1:30 pm	Optional Check Scale open
Friday, July 14	
8:30 am	Swine Weigh-In
Saturday, July 15	
8:00 am	Swine Show
Half hour after Lil' Squealers, not before 1:00 pm	Showmanship Showcase
Sunday, July 16	
8:00 pm	Swine are released

### General Swine Rules:

1. The Rules Section & Junior Livestock Section Rules listed in the fair book apply in this department.
2. Exhibitors must wear appropriate attire: official 4-H or FFA t-shirt or white blouse or shirt with the 4-H or FFA emblem with dark pants & hard soled shoes & no hats.
3. Swine showmanship will take place during the Showmanship Showcase. See pages 26-27 for rules.
4. See General Rules for health requirements on pages 9-10.

5. All pigs must have been ear notched at birth & identified using the national ear notching system (1-3-9-27-81). Each pig entered by the individual must have a different ear notch. Any small or irregular notches will disqualify animals. All pigs must have notches in both ears. Tears or injuries to the ears that occur after entry should be documented & brought to the attention of the swine superintendents prior to arrival at the Fair.
6. The show will be a non-terminal show & all swine will return home.  
**Address where swine are returning after the fair must be listed on the check-in sheet at weigh-in.**
7. There will be no maximum entries for each class type.
8. There shall be no coloring agents, powder or oil used on hogs. Hogs in violation will not be allowed to show.

**Swine show order:**

1. Commercial Breeding Gilts
2. Purebred Breeding Gilts
3. Overall Champion Breeding Gilt
4. Individual Purebred Market Hogs
5. Champion Purebred Market Hog
6. Individual Market Gilts
7. Champion Market Gilt
8. Individual Market Barrows
9. Champion Market Barrow
10. Pen of Three
11. Champion Pen of Three
12. Overall Champion Market Hog (includes gilt, barrow & purebred market champions)
13. Novice Class (Pre 4-H) "Lil Squealers"

**Breeding Gilts:**

1. There are no minimum or maximum weights for breeding gilts.
2. Commercial breeding gilts will be weighed & shown by weight.
3. Purebred breeding gilts must come through the weigh-in to have paperwork checked, but will be shown based on birthdate.

**Individual Market Hog/Purebred Market Hogs:**

1. Hogs weighing under 215 lbs & over 320 lbs will not be eligible for championship.
2. There will be a separate class for underweight & overweight hogs.
3. Purebred hogs must be entered as purebred in 4-H Online (or FFA ID Sheets) & registration papers must be presented at weigh-in.
4. Classes will be determined by swine superintendents.

**Pen of Three:**

1. Pens of three will be identified at weigh-in.
2. Pens of three will be shown by weight groups.
3. Each pen of three must weigh a minimum of 645 lbs total weight to be eligible for Champion.

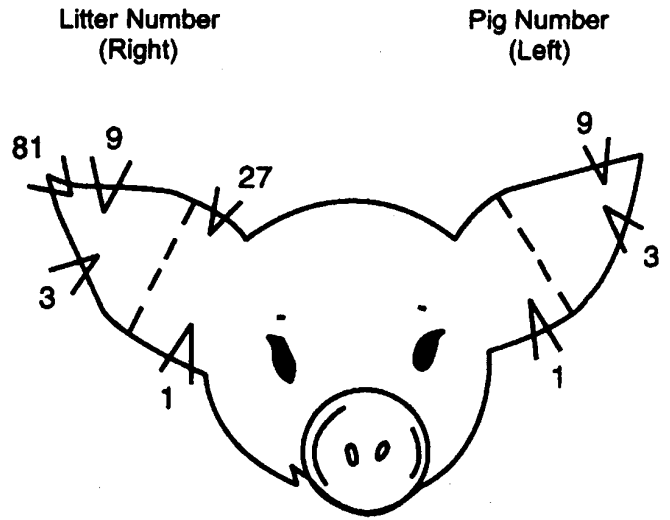
**Class Numbers:**

- 1201 Commercial Breeding Gilt
- 1202 Purebred Breeding Gilt
- 1303 Purebred Market Pig
- 1304 Individual Market Pig
- 1305 Pen of Three Market Pigs

**1406 Swine Animal Costume Class (see rules page 27)**

**Awards:**

- Grand Champion Commercial Gilt..... Banner
- Reserve Grand Champion Commercial Gilt..... Banner
- Grand Champion Purebred Breeding Gilt..... Banner
- Reserve Grand Champion Purebred Breeding Gilt..... Banner
- Grand Champion Overall Breeding Gilt..... Banner





Reserve Grand Champion Overall Breeding Gilt .....	Banner
Grand Champion Market Gilt.....	Banner
Reserve Grand Champion Market Gilt .....	Banner
Grand Champion Market Barrow .....	Banner
Reserve Grand Champion Market Barrow .....	Banner
Grand Champion Purebred Market Hog .....	Banner
Reserve Grand Champion Purebred Market Hog.....	Banner
Grand Champion Overall Market Hog .....	Banner
Reserve Grand Champion Overall Market Hog.....	Banner
Grand Champion Pen of Three Market Hogs.....	Banner
Reserve Grand Champion Pen of Three Market Hogs .....	Banner

**Premiums:**

Purple	Blue	Red	White
\$5.00	\$4.00	\$3.00	\$2.00

### Lil' Squealers Showmanship Class

1. This class is open to anyone preschool through 3rd grade.
2. Must have turned 4 years old prior to January 1, 2023.
3. This class will be held 1 hour after swine show.
4. Swine will be furnished for this class or you can line up a pig at the show to use.
5. No entry fee is required, ribbon will be given but no premium will be awarded.
6. Classes will be broke by age depending upon exhibitors.
7. Must wear jeans & hard soled shoes.

**Wright County Lil' Squealers Showmanship Class**  
(complete & turn into the Fair Office -  
**PO Box 125 - by June 15, 2023)**

Exhibitor Name \_\_\_\_\_

Parents Name \_\_\_\_\_

Address \_\_\_\_\_

Telephone Number \_\_\_\_\_

Current Age \_\_\_\_\_ T-Shirt Size: Youth \_\_\_\_\_ Adult \_\_\_\_\_

Child's Birthdate \_\_\_\_\_

If borrowing a pig from a 2023 exhibitor, the name of exhibitor: \_\_\_\_\_

### Animal Costume Class

(Dairy, Beef, Rabbits, Sheep, Goats, Swine, Poultry, Pets)

1. Exhibitor & animals must comply with general rules for health requirements on pages 9-10.
2. No entry fee & no premiums will be awarded in costume classes.
3. All entries must be entered in 4-H online & FairEntry by the deadlines.
4. Animals in this class will be judged on these main points:

**Acceptance of Costume**

- a. The animal accepts the costume (no stomping, shaking or balking).
- b. The animal walks/moves normally with costume. (no sidestepping, hopping).

**Unified Theme**

- a. The exhibitor & animal are in costume.
- b. The costumes create a unified theme.
- c. The theme is easily identifiable.

**Construction of Costume**

- a. Fits animal well - not falling off.
- b. Is safe for the animal to wear & move around.
- c. Allows animal & exhibitor to maintain visual acuity.

5. This class is for exhibitors to have fun while showing the bond between the animal & exhibitor.
6. Each Costume Class will begin 15 minutes after the conclusion of each show.

### Herdsmanship Department

Exhibitors of livestock are expected to maintain their quarters as orderly as possible & must keep that part of the building occupied by them neat & attractive in appearance at all times. Herdsmanship judging will be conducted Thursday 12:00 noon - Sunday by a select committee. Clubs will be scored each day. Each club's score will be tallied on Sunday & winners will be announced.

All chapters/clubs with Beef, Sheep, Goats &/or Swine entries will automatically be entered & judged. Scores will be based on the cleanliness of alleys, cleanliness of stalls & pens, appearance of animals, & attendant on duty.

**1st place chapters/clubs in each species will have the right to select their stalls for the 2024 Wright County Fair & will also be awarded a \$30 cash prize for their club, along with a t-shirt from Iowa Corn Growers.**

**2nd place club will receive a \$20 cash prize.**

**3rd place club will receive a \$10 cash prize.**

## **Showmanship Showcase**

**(Goat, Sheep, Swine & Beef)**

1. Showmanship Showcase will take place on Saturday, July 15 a half hour after 'Lil Squealers, but not before 1:00 pm.
2. The Rules Section & Junior Livestock Section Rules listed in the fair book apply in this department.
3. The animals brought into the ring must be the property of the entrant & will be judged in another livestock class at this fair.
4. The Showmanship Showcase is a no fit show.
5. The Showmanship Showcase includes the following species order:
  - a. Goat
  - b. Sheep
  - c. Swine
  - d. Beef
6. Exhibitors must wear appropriate attire.
  - a. 4-H: Official 4-H t-shirt or white blouse or shirt with the 4-H emblem with dark pants.
  - b. FFA: Official FFA t-shirt with dark pants.
  - c. Dairy exhibitors: Optional all white outfit may be worn. Hard soled shoes are required.
  - d. Exhibitors may not wear hats.
7. There will be three showmanship divisions within each species. Grade levels are as of January 1 of the current year. Divisions are:
  - a. Junior Showmanship: 4th – 7th grade
  - b. Senior Showmanship: 8th grade & up
  - c. Master Showmanship: Any winner of Senior Showmanship from 2023 or prior
8. All livestock exhibitors are eligible to participate in showmanship. Exhibitors will sign up for Showmanship Showcase at their species check-in. There is no entry fee & no premiums will be awarded.
9. An exhibitor can win Junior Showmanship & Senior Showmanship only once. After winning Junior Showmanship, the exhibitor can show up in the Senior Showmanship division. The Senior showmanship winner will show up in the Master Showmanship division. If you won Junior Showmanship in 2022, you will enter the Senior Showmanship division in 2023. The Master Showmanship division will consist of winners of Senior Showmanship from 2023 & prior.
10. A champion & reserve champion will be awarded in each division, but only the champion moves up in a division.

## **Showmanship**

**(Rabbit, Poultry, Dairy & Horses)**

1. The Rules Section & Junior Livestock Section Rules listed in the fair book apply in this department.
2. The animals brought into the ring must be the property of the entrant & will be judged in another livestock class at this fair.
3. Exhibitors must wear appropriate attire.
  - a. 4-H: Official 4-H t-shirt or white blouse or shirt with the 4-H emblem with dark pants.
  - b. FFA: Official FFA t-shirt with dark pants.
  - c. Dairy exhibitors: Optional all white outfit may be worn. Hard soled shoes are required.
  - d. Exhibitors may not wear hats.
4. There will be three showmanship divisions within each species. Grade levels are as of January 1 of the current year. Divisions are:
  - a. Junior Showmanship: 4th – 7th grade
  - b. Senior Showmanship: 8th grade & up
  - c. Master Showmanship: Any winner of Senior Showmanship from 2023 or prior
5. All livestock exhibitors are eligible to participate in showmanship. Exhibitors will sign up for Showmanship Showcase at their species check-in. There is no entry fee & no premiums will be awarded.
6. An exhibitor can win Junior Showmanship & Senior Showmanship only once. After winning Junior Showmanship, the exhibitor can show up in the Senior Showmanship division. The Senior showmanship winner will show up in the Master Showmanship division. If you won Junior or Intermediate Showmanship in 2022, you will enter the Senior Showmanship division in 2023. The Master Showmanship division will consist of winners of Senior Showmanship from 2023 & prior.
7. A champion & reserve champion will be awarded in each division, but only the champion moves up in a division.

## **Wright County District Junior Fair Queen Contest**

***Julie Schreiber, Superintendent***

***Committee members: Paige Grandgeorge & Jenny Kreitlow***

The official entry form can be found on the Wright County Fair website.

1. The Wright County Fair Queen & Princess will have responsibilities through the entire Wright County Fair, July 12-16. Contestants must be able to attend the entire fair.

2. All contestants will be expected to participate in the fair parade on Wednesday, July 12, which precedes the coronation on the James R. Johnson Stage.
3. The Wright County Fair queen will be a guest of the Iowa State Fair, Tuesday August 8 through the time of the State Fair Queen Coronation, Saturday, August 12. Contestants must be able to attend this commitment. It is the responsibility of the queen to make travel arrangements to Des Moines, however, expenses for the experience are paid by the Fair Board.
4. Each contestant must be at least 16 years of age & not more than 21 years of age on Thursday, August 10, 2023 (the first day of the 2023 Iowa State Fair).
5. Contestants must never have been married or have had children.
6. Contestants must reside in Wright County or in an adjoining county if the majority of her activities are in Wright County.
7. Each contestant must be an active member of at least one worthwhile organization in her community, e.g. church groups, Girl Scouts, 4-H, FFA, etc. Eligibility is not limited to 4-H or FFA membership.
8. No professional model is eligible for the Wright County Fair pageant.
9. Contestants will be selected by a panel of judges on Wednesday, July 12 beginning at 2:00 pm.
10. The judges will select the royalty based on:
  - a. Personality, attitude, appearance, & awareness
  - b. Leadership & citizenship - contribution to the community
  - c. Overall appearance, charm, & poise
11. The judges will view each contestant in fair attire & an evening dress.
12. Additional stipulations by the Iowa State Fair apply should the Wright County Fair Queen be crowned the Iowa State Fair Queen. See the Iowa State Fair rules at [www.iowastatefair.org](http://www.iowastatefair.org).

## Upcycle Challenge: Pallet Edition

GOAL: To design an art piece or functional piece using one wooden pallet & your creativity.

REGISTRATION: Come to the Extension office (new office location: 2302 Madison Ave., Suite B) starting April 3, 2023 during normal business hours, to pick-up a pallet. Pallets must be picked up by May 3, 2023.

RULES FOR ENTRY:

1. This contest is open to any youth of Wright County.
2. Exhibitor is to design, fabricate & complete his/her creation. Adult supervision is recommended, but the finished product must be the “work” of the exhibitor.
3. Exhibitors may use one pallet for their exhibit. Pallet may be cut down & disassembled. You cannot add any additional pieces. (Nails, bolts & wire may be used as fasteners but not as decorative items.)
4. Be as creative as your mind lets you... don't let the “junk” distract from your creativity.
5. Safety is extremely important when completing your creation! Do not leave razor sharp edges or points that would be dangerous. Work with an adult who has knowledge of tools, machines & proper fabrication technique.
6. Bring your completed creation on Tuesday, July 11, 2023. It must be in place by 12:00 noon, in the designated area in the 4-H building.
7. Exhibit hang tag must be attached to your exhibit. No goal sheet or photos are needed for this project.
8. No exhibitor will be permitted in the area during judging.
9. All entries will be presented with participation ribbons. These projects are not eligible for State Fair selection.
10. All completed projects will be on display around the fairgrounds, after judging, for the public to enjoy, Wednesday, July 12 through 6:00 pm, Sunday, July 16.
11. The top two creations will be sold at the annual fair auction on Sunday, July 16. The 1st place winner will receive half of the proceeds from the sale of their creation. Proceeds from the second place exhibit will go to fairground improvements.
13. Most importantly, have fun with your creation!

## 4-H Exhibit Building & Iowa State Fair General Rules

### 4-H Exhibit Building Extension Personnel

*Krystal Schnabel, County Youth Coordinator*

*Meg Sage, Youth Program Specialist*

*Kelly Grandgeorge, Office Manager*

*Sarah Hunter, Regional Director*

*Missy Loux, Program Coordinator*

**All youth MUST pre-enter static exhibits online at <https://wrightcountyia.fairentry.com> by the deadline of June 15 by 11:59 pm.**

## 4-H Building Exhibits

This department is open to youth who are participating in 4-H Youth Development Programs conducted by Iowa State University Extension & Outreach.

All exhibitors are responsible to read & comply with the Iowa State Fair 4-H General Exhibit Rules, 4-H General Rules & Regulations, & all 4-H department exhibit class rules & regulations.

### General Exhibit Rules

1. 4-H members who have completed 4th grade through 12th grade (or that equivalent) in 2023 are eligible to exhibit at the Wright County Fair.
2. Eligible exhibits are an outgrowth of work done as a planned part of the 4-H member's participation in 4-H projects or programs during the current 4-H year. Exhibits can be done by an individual or group & may represent all or part of the learning in the project or program.
3. Exhibitors in 4-H classes are not eligible to exhibit in a similar department of the FFA divisions or vice versa. See also "4-H Department General Rules & Regulations".
4. Exhibits previously entered in an FFA Ag Science Fair or any other FFA event or competition may not be entered in any 4-H exhibit class.
5. Exhibits that do not comply with the class description, size guidelines, copyright restrictions, safety & approved methods will be disqualified & not put on public display.
6. If the exhibitor chooses a display to illustrate what was learned:
  - Posters may not exceed 24" x 36" in size. (See Classes 10490 & 10530 for smaller requirements.)
  - Chart boards, graph boards, project presentation boards, model displays, etc., may not exceed 48" x 48" in size. Maximum size is determined by measuring the flat (unfolded) dimensions.
  - Display boxes may not exceed 28" x 22" in height or width & 12" in depth.
7. Endangered & threatened plants & animals (includes insects), or songbird feathers & nests may NOT be used in any exhibit. Game animals legally taken are acceptable. Live specimens of noxious weeds or invasive species are NOT permitted in any exhibit. Dried specimens are acceptable to use in exhibits.
8. Family & Consumer Sciences, Fashion Revue, Clothing Selection, Challenge Class, Creative Arts, Animals Agriculture & Natural Resources, Personal Development, Science, Engineering & Technology exhibits will be rated blue, red or white & will receive premiums as follows:

State Fair	Purple	Blue	Red	White
\$5.00	\$5.00	\$4.00	\$3.00	\$1.00

Educational Presentation, Working Exhibits & Share-the-Fun: (The premiums stated for a Share-the-Fun entry is for the entire group of participants.)

State Fair/Clay Co.	Purple	Blue	Red	White
\$5.00	\$5.00	\$4.00	\$3.00	\$1.00

Horticulture Exhibits will receive premium as follows:

Purple	Blue	Red	White
\$5.00	\$4.00	\$3.00	\$1.00

9. Copyrighted materials & designs may not be used in an exhibit that is presented as original work by the exhibitor. Exhibitors must include permission from the copyright holder/owner when using copyrighted materials. Exhibitors must give proper credit to the original source of all materials/designs used in exhibits. (See also special rules for Visual Arts & general copyright information.)
  10. The 4-H member's goal & applicable exhibit standards will form the basis of the evaluation process. Evaluation criteria will include demonstrated learning, workmanship & techniques, & general appearance & design. Exhibitors will receive written evaluation comments on the exhibits & a blue, red, or white Iowa State Fair exhibitor's ribbon. Refer to exhibit class evaluation rubrics for detailed evaluation criteria in each class. Rubrics are located at [www.extension.iastate.edu/4h/exhibit-tip-sheets](http://www.extension.iastate.edu/4h/exhibit-tip-sheets).
  11. A written explanation, audio recording, or video recording is to be included as part of each exhibit. The exhibitor should respond briefly to the following questions about the exhibit:
    - What did you plan to learn or do? (What was your exhibit goal(s)?)
    - What steps did you take to learn or do this?
    - What were the most important things you learned?
- NOTE:** Check for additional requirements in exhibit classes for clothing & fashion, food & nutrition, home improvement, photography, visual art, & 4-H poster communication classes.
12. Exhibits with a goal that better fits a different department/class will be moved to that department/class, at the discretion of the superintendent of the department.
  13. All judges' decisions are final.
  14. Each item in an exhibit must be securely labeled, including the name of the county, class number, & exhibitor's name.
  15. No entry fee is required.
  16. All exhibits must reach the 4-H Exhibits Building by 12:00 noon on Tuesday, August 8. Exceptions: Exhibitors participating in alternative evaluation/educational learning experiences will enter exhibits as determined for program participation.

17. All exhibits must remain until Sunday, July 16 at 6:00 pm.

### Those exhibits selected for the Iowa State Fair:

- Must be 4-H members who have completed 5th grade through 12th grade (or that equivalent).
- Exhibits will be transported to the State Fair. If an exhibit exceeds a certain weight or size, the Extension staff has the authority to decide whether they can transport the exhibit. The 4-H exhibitor would be responsible to transport large or heavy exhibits to the State Fair.
- 4-H members are discouraged from sending items that have special meaning & historical value as the exhibit or part of an exhibit.
- The Iowa State Fair & Iowa State University Extension & Outreach will use diligence to ensure the safety of articles entered for exhibition after arrival & placement. However, they will not be responsible for damage or loss by accident, fire, theft, etc.
- The Iowa State Fair Management will in no case assume or pay transportation or delivery charges on articles sent for exhibition. Counties will be awarded a pro-rata amount of travel money based on participation & distance from Des Moines instead of exhibit premium money. Distance determination will be based on the established zones as determined by the Iowa State Fair.

In accordance with Federal law & U.S. Department of Agriculture (USDA) civil rights regulations & policies, Iowa State University is prohibited from discriminating on the basis of race, color, national origin, sex, age, disability, & reprisal or retaliation for prior civil rights activity. (Not all prohibited bases apply to all programs.) Program information may be made available in languages other than English. Persons with disabilities who require alternative means of communication for program information (e.g., Braille, large print, audiotope, & American Sign Language) should contact the responsible State or local Agency that administers the program or USDA's TARGET Center at 202-720-2600 (voice & TTY) or contact USDA through the Federal Relay Service at 800-877-8339. To file a program discrimination complaint, a complainant should complete a Form AD-3027, USDA Program Discrimination Complaint Form, which can be obtained online at <https://www.ocio.usda.gov/document/ad-3027>, from any USDA office, by calling 866-632-9992, or by writing a letter addressed to USDA. The letter must contain the complainant's name, address, telephone number, & a written description of the alleged discriminatory action in sufficient detail to inform the Assistant Secretary for Civil Rights (ASCR) about the nature & date of an alleged civil rights violation. The completed AD-3027 form or letter must be submitted to USDA by: (1) Mail: U.S. Department of Agriculture Office of the Assistant Secretary for Civil Rights, 1400 Independence Avenue, SW Washington, D.C. 20250-9410; or (2) Fax: 833-256-1665 or 202-690-7442; or (3) Email: [program.intake@usda.gov](mailto:program.intake@usda.gov).

This institution is an equal opportunity provider. For the full non-discrimination statement or accommodation inquiries, go to [www.extension.iastate.edu/diversity/ext](http://www.extension.iastate.edu/diversity/ext).

## Elements of Design

A design is a visual plan you can use to create your 4-H project. Everything you see has a design. When you describe something you see, you use words that tell about the lines, shapes, colors, textures, & spaces. **Line, shape, color, texture, & space are the basic elements of design.**

### Line

Lines can be horizontal, vertical, dotted, zig zag, curved, straight, diagonal, bold, or fine. Lines can show direction, lead the eye, outline an object, divide a space, & communicate a feeling or mood.

### Shapes


Shapes are made by connecting lines. Circle, square, triangle, & freeform are words used to identify shapes. Look at the objects around you, & describe their basic shapes. Are they one shape, or are they a combination of many shapes? After doing this several times, you will understand what shape really is. Line creates two dimensional or flat shapes. When shapes are three dimensional, we call them forms. Circles are shapes; a ball is a form. Squares are shapes, but cubes are three dimensional & called forms. A sculpture is a three dimensional form.

### Color

Color is described with the words hue, value, & intensity. Hue refers to the name of the color – red or blue, for example. Value tells the lightness or darkness of a hue. Intensity refers to the brightness or dullness of a hue. You can use a color wheel & learn how colors work together in the publication, 4-H 633 Color.


### Texture

Texture is the surface quality of an item. It's how something feels when touched, or looks like it would feel if touched. Sandpaper is rough. Velvet is smooth. A drawing of a tree stump could show rough outer bark & a smooth inner surface. Search for ways to add texture to your projects. Texture adds variety & interest.



### Space

Space refers to the area that a shape or form occupies. It also refers to the background against which we see the shape or form. Space can be defined as positive or negative. The positive space of a design is the filled space in the design – often it is the shapes that make up the design. Negative space is the background. The negative space in design is as important as the positive area.



## Principles of Design


Some combinations of design elements (line, shape, color, texture, & space) work better than others. Here are some guidelines to help you understand why some combinations work & others do not work as well. These guidelines – **rhythm, proportion, emphasis, balance, & unity** – are the principles of design.

## Rhythm

You have felt rhythm in music. Rhythm is also a part of things you see. It allows the eye to move from one part of a design to another part.

Rhythm can be created by:

- Repeating a color, shape, texture, line or space when designing.
- Varying the size of objects, shapes, or lines in sequence (small or large).
- Using a progression of colors from tints to shades (light blue to dark blue).
- Shifting from one hue to a neighboring hue (yellow to yellow-orange to orange to red-orange to red).



## Proportion


Proportion refers to the relationship between one part of a design & another part or to the whole design. It is a comparison of sizes, shapes, & quantities. For example, the relationship between the vertical & horizontal measurements of a wall hanging may be pleasing because the unequal lengths produce an interesting contrast.

## Emphasis

Every design needs an accent – a point of interest. Emphasis is the quality that draws your attention to a certain part of a design first.

There are several ways to create emphasis:

- Using a contrasting color.
- Using a different or unusual line.
- Making a shape very large or very small.
- Using a different shape.
- Using plain background space.



## Balance

Balance gives a feeling of stability. There are three types of balance. **Symmetrical**, or formal balance, is the simplest kind. An item that is symmetrically balanced is the same on both sides. Our bodies are an example of formal balance. If you draw an imaginary line from your head to your toes dividing your body in half, you will be pretty much the same on both sides. Designs that have a **radial balance** have a center point. A tire, pizza, & a daisy flower are all examples of design with radial balance. When you look through a kaleidoscope, everything you see has a radial balance. **Asymmetrical balance** creates a feeling of equal weight on both sides, even though the sides do not look the same. Asymmetrical designs also called informal designs because they suggest movement & spontaneity. Asymmetrical balance is the hardest type of balance to achieve & often takes experimenting or moving elements around until balance is achieved.



## Unity

When things look right together, you have created unity or harmony. Lines & shapes that repeat each other show unity (curved lines with curved shapes). Colors that have a common hue are harmonious.

Textures that have a similar feel add to unity. But too much uniformity sometimes can be boring. At the same time, too much variety destroys unity.

## Honesty of Design

Honesty of design refers to three specific areas – media, form, & function.

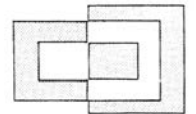
You are being honest with a medium when you are family with that medium, use it to its best advantage, & avoid making it look to something else. Clay should not be glazed to look like wood, & wood should not be painted to look like clay bricks. Honesty related to form & function means that parts of a design should work in ways they were intended. Doors on woodworking projects should not be fake; they should open. A flowerpot should be designed to complement the flowers & not draw the most attention to the pot.



## Ideas & Inspirations

Where do you get your ideas? Just as you do not copy from the encyclopedia when you write a term paper or from another person's paper when you take a test, you should never copy another person's design. You are what makes your designs special!

Inspiration or sources for designs may come from poetry, music, nature, & your own photographs & sketches. Let these inspirations be springboards for your imagination.



## Evaluating Design

Evaluating your designs & those of others can help you improve your understanding about design.

You can get help in evaluating your work from many people, among them your parents, other 4-H members, leaders, teachers, & fair judges. There is seldom only one way to improve a design, so don't be surprised if different people have different ideas on how you might change your work. In the end, the decision is yours. Becoming a good designer takes practice. The more you talk about & play with the elements & principles of design, the easier it will be to use them effectively.

Here are some questions to ask yourself about your designs.

1. Where did you get the idea for your design?
2. Describe one of the design elements. How did you use it?
3. What do you like about the way your design looks?

4. What might you change another time?
5. Is your design honest in media, form, & function?

## Wright County Static Premier Exhibitor Award

An overall Premier Static Exhibitor & Reserve Premier Static Exhibitor will be selected for the divisions of Junior, Intermediate & Senior. The areas of involvement include live Communications events, Fashion Revue & clothing classes & Static Exhibits. Your involvement will be weighted, & bonus points attached when you participate in all three areas. Step outside your box & reap the rewards of new skills. Prizes will be awarded for the top two exhibitors in each age division.

## Pre & Post Fair Work Schedule

4-H Exhibit Building Work Schedule for set up & cleanup will be sent to 4-H club leaders.

## Judging Schedule

Family & Consumer Sciences, Agriculture & Natural Resources, Personal Development, Animals, Science, Engineering & Technology, exhibits will be judged on Tuesday, July 11 9:00 am-1:00 pm. All static exhibitors must be checked in by 12:00 pm on Tuesday July 11.

## 4-H Club Poster Display Competition

Each 4-H Club should design a tri-fold poster promoting their 4-H Club. Create a poster display or trifold poster of what makes your club unique in Wright County. All posters will be judged before opening on Wednesday. Criteria for evaluation will include:

1. Theme: Barn Lights - Country Nights
2. Attractiveness
3. Originality
4. Neatness
5. Organization
6. One focal point

### Premiums:

1st	2nd	3rd	All Others
\$15.00	\$12.50	\$10.00	\$5.00

## Challenge Class - Photography Elements & Principles

**\*SEE ENTRY PROCESS ON PAGE 29**

**Class: Challenge Class Photography**

**2901 - Junior Challenge Class**

**2902 - Intermediate Challenge Class**

**2903 - Senior Challenge Class**

**NEW in 2023 901- Clover Kid Challenge Class Photography: Photo must be outdoors. (see Clover Kids on page 43 for more information)**

### Rules:

1. 4-H member does not have to be entered in the 4-H Photography Project Area to participate in this class.
2. The photograph entered in the challenge class cannot be entered into another class at the fair.
3. 4-H member can have only ONE entry in the Photography Challenge Class. This entry will not be counted in the total of photography entries. Entry needs a 4-H entry tag for Challenge, must be pre-entered by June 15.
4. The **photograph must be of "Shoes."** Photographs must be the work of the 4-H member during the current project year.
5. The photograph must clearly show/depict/demonstrate/illustrate at least one design element &/or art principle.
6. The photograph must be enlarged to 5"x7" & must be in color.
7. No mats, frames, or glass are permitted but the photograph can be flush mounted on a mount board. No corner mounts may be used.
8. Please place in a plastic zip-lock bag for protection.
9. No captions permitted. Entry may be titled on the back.
10. No goal card or learning cards are required.
11. Entry will be judged on how it meets criteria, creativity, technical quality, exhibitor's evaluation, & overall appearance.
- 12 Exhibits in this class are not eligible for the Iowa State Fair.

Elements of Design: Line, Shape, Color, Texture, & Space

Art Principles: Rhythm, Proportion, Emphasis, Balance, & Unity

## Challenge Class-Food & Nutrition

\*SEE ENTRY PROCESS ON PAGE 29

**2904 - Junior Challenge Class**

**2905 - Intermediate Challenge Class**

**2906 - Senior Challenge Class**

**NEW IN 2023: 902 Clover Kids Challenge Class - Food & Nutrition: Microwave Rice Krispie Treats (see Clover Kids on page 43)**

1. 4-H member does not have to be entered in the 4-H Food & Nutrition Project to participate in this class.
2. Members may enter ONE entry in the Food & Nutrition Challenge Class. This entry will not be counted in the total of Home Economics entries. Entry needs a 4-H entry tag for Challenge.
3. This class will not require a learning goal card. But you should know your recipe & what you have learned. For the judging process 4-H members will use a form to self-evaluate your exhibit on texture, flavor, & appearance with the judge.
4. Exhibit entry will be displayed on a firm disposable plate or flat cardboard labeled with a 4-H entry tag. Place food in plastic bag.
5. The purpose of this contest is to use only the following recipe to make, bake, & present your bread on a disposable plate. Be sure to use the ingredients listed. Do not substitute ingredients.
6. Exhibits in this class are not eligible for Iowa State Fair.

**\*All challenge exhibitors (Food & Nutrition & Photography) will receive premiums as listed on page 29 of the fair book.**

### 2023 4-H FOOD & NUTRITION CHALLENGE CLASS

#### Libby's Classic Pumpkin Bread

##### Ingredients

1-3/4 cups all-purpose flour	1/2 cup vegetable oil
1-1/2 teaspoons pumpkin pie spice	2 large eggs
1/3 teaspoon ground nutmeg	1-1/2 cups granulated sugar
1/2 teaspoon baking soda	1 cup LIBBY'S® 100% Pure Pumpkin
1/2 teaspoon baking powder	1/3 cup water
1/2 teaspoon salt	

##### Directions

1. Preheat oven to 350° F. Spray a 10" loaf pan with baking spray. Set aside.
2. In a medium bowl, stir together flour, spices, baking soda, baking powder & salt; set aside. In a large bowl, combine vegetable oil, eggs & sugar. Stir in pumpkin. Then add flour mixture alternating with the water in two installments.
3. Pour bread mixture into prepared pan. Bake for 60-70 minutes or until bread is firm & cooked through.
4. Let bread cool completely on a cooling rack before removing from pan. Slice to serve.

### 2023 Clover Kids Food & Nutrition Challenge Class

#### Microwave Rice Krispie Treats

##### Ingredients

3 tablespoons butter or 3 tablespoons margarine  
40 large marshmallows (or 4 cups mini marshmallows)  
6 cups Rice Krispies

##### Directions

1. In a large microwave safe bowl, heat butter & marshmallows at HIGH for 3 minutes, stirring after 2 minutes. Stir until smooth.
2. Add Rice Krispies cereal. Stir until coated.
3. Press mixture into a 13"x9" pan coated with cooking spray. Cut into squares when cool.

### Wright County 4-H Mystery Bag Cooking Contest

**Saturday, 2:00 p.m.**

**4-H Exhibit Building**

##### Rules:

1. Limited to 6 teams of 2 people. Teams may consist of any combination of two youth grades 7-12 &/or adults..
2. Pre-register by noon Friday, the day before the contest.
3. Contestants are to bring an electric skillet, long heavy extension cord, knife, spoon or spatula & up to 3 condiments from the following list: herbs/spices, mustard, ketchup, BBQ sauce, jam/jelly, soy sauce, Worcestershire sauce, honey, bottled marinade, salsa, chocolate/caramel syrup, salad dressing (not Miracle Whip type).



4. Items furnished include salt & pepper, water, spray for skillets, a cutting board, & a plate for the final presentation to the judges.
5. At the time of judging contestants will be given a mystery bag with various products included. You will be given 30 minutes to prepare your own edible creation from the contents.
6. All entrants will open their bags at the same time.
7. Entries will be judged on 40% creativity, 40% best use of products, & 20% showmanship.
8. Awards will be awarded to the first, second & third place overall. One prize will be awarded in showmanship.

## CLASS DESCRIPTIONS

Most exhibit classes have specific guidelines & requirements that will be included in the judging process. Members are strongly encouraged to go to [www.extension.iastate.edu/4h/exhibit-tip-sheets](http://www.extension.iastate.edu/4h/exhibit-tip-sheets) for information on judging criteria for exhibits that they create from their 4-H project learning.

### Animals

- 10110 Animal Science** – An exhibit (other than the animal itself) that shows learning about a large or small animal including beef, dairy cattle, dairy goats, dogs, horse & pony, llamas, meat goats, pets, poultry, rabbits, sheep, swine, etc. Ownership of an animal is not required.
- 10120 Veterinary Science** - An exhibit that shows learning about keeping animals healthy, animal diseases, animal/human interaction, or other learning related to Veterinary Science.

### Agriculture & Natural Resources

- 10210 Crop Production & Plant Science** - An exhibit that shows learning about growth, use, & value of field crops; plant growth; soils & soil fertility; or any other learning related to crop production & plant science.
- 10220 Conservation, Environment, & Sustainability** – An exhibit that shows the connections between humans & their environment including energy, energy conservation, stewardship, conservation, creating habitat, etc.
- 10222 Entomology** – An exhibit (excluding live specimens) that shows learning or is an outgrowth of an entomology or bee project experience. Includes specimen collections & may include products (ex: honey) or equipment as part of the display.
- 10224 Fish & Wildlife** – An exhibit that shows learning about a fish &/or wildlife project or program such as identification, habitats, harvest, taxidermy, etc. Any specimens must have been legally taken & must include information about date & location of harvest, or who the specimen was acquired from if not self-harvested. Feral pigs (including Russian/European Boar) are NOT permitted in taxidermy exhibits.
- 10226 Forestry** – An exhibit, including collections, that show learning from participation in a forestry project or program.
- 10230 Horticulture & Plant Science** – An exhibit that shows learning about the growth, use, & value of plants, soils, small fruit production, vegetable & flower gardens, plant nutrition, careers, etc. (Garden crops & herbs are exhibited in classes in the 4-H Horticulture Department under 4-H Livestock.)
- 10235 Home Grounds Improvement** – An exhibit that shows learning about landscape plans, selection of landscape plants, ornamental garden features, home yard improvement, storage sheds, careers, etc.
- 10240 Outdoor Adventures** – An exhibit that shows learning about backpacking, biking, camping, canoeing, fishing, hiking, or other outdoor activities.
- 10250 Safety & Education in Shooting Sports** – An exhibit that shows learning about safe & responsible use of firearms & archery equipment or wildlife management. (The exhibit may not include actual firearms; archery equipment allowed if tips are removed from arrows.)
- 10260 Other Agriculture & Natural Resources** – An exhibit that shows learning about agriculture or natural resources & does not fit in any of the classes listed above.

### Creative Arts

- 10310 Music** – An exhibit that shows learning about musical performance, composition, arrangements, instruments, musical styles, or history.
- 10320 Photography** – An exhibit, either photo(s) or an educational display, that shows learning about photography from choosing a camera or modifying your photo. Still photos only, not video.

#### Photography Special Rules:

1. Photographs may be either black & white or color. Photographs must have been taken since your county fair of the previous year.
2. Photographs must be a minimum of 5"x7". Finished size (including mounting/matting) of single photographs may not exceed 11"x14". Exception: Panoramic photos must not exceed 24" in length.
3. All photographs must be printed on photographic paper & must be mounted &/or matted. Maximum thickness of finished project must not exceed 1/4" thick.
4. Mounted photos can be (a) flush-mounted [no board showing] on mounting board or (b) with mount borders [window mat or flat mount directly on board]. Exhibitors may cut their own mounting boards, use ready-cut window mats, or have matting done professionally.
  - 4-H members are responsible for design decisions such as mounting, matting, color, & size.
  - Framed photographs (including floating frames) will not be judged.
5. A series is a group of photographs [3 to 5] that are related to or tell a step-by-step story. Photographs must be mounted together in story order or sequence. Finished size of individual photographs in a series should not exceed 6"x8".
6. Edited photos should include a copy of the photo before edits.

7. Subject matter of photographs must be in good taste & be appropriate for public display in a 4-H setting.
8. Photographs depicting unsafe practices or illegal activities will not be displayed.
9. Iowa State Fair 4-H photography exhibitors must use the most current Photo Exhibit Label to provide required information for photo exhibits.
10. Exhibitors entered in 4-H Photography are not eligible to exhibit in the FFA Photography Show & vice versa.

**10340 Creative Photography** – A photographic image that was creatively edited or modified beyond reality in a creative, imaginative, & experimental way to make it more interesting & visually engaging. Could be a composite of multiple photographs.

**Creative Photography Special Rules:**

1. *Photograph/image may be mounted/matted or submitted (uploaded) as a digital image.*
2. *If mounted, photograph/image must be mounted on foam core no smaller than 4" in length or larger than 14" in length.*
3. *Photograph/Image can be digitally created or from a film negative.*
4. *Exhibit must have the most current Photo Exhibit Label on back with required information for photo exhibits. Exhibit write up should include additional information about the processes & decisions used to develop exhibit.*
5. *Subject matter must be in good taste & be appropriate for public display in a 4-H setting. Photographs depicting unsafe practices or illegal activities will not be displayed.*

**10345 Photography Idea/Educational Display** – An exhibit that demonstrates learning about photography that does not fit into any previous photography class. This class may include educational displays about printing, processing, editing, marketing, branding, merchandising, etc., as it relates to photography.

**10540 Digital Storytelling (Entries will be entered through Personal Development Class 10540)** – An exhibit that demonstrates the application of technology to produce a creative movie/film/video. Exhibits may include a finished movie or video, creation of a detailed storyboard, editing techniques using digital video software, production techniques, or other display to share what was learned. Copyright permission must be obtained for any non-original material included as part of a film/movie/video.

**10350 Visual Arts: Original Art** – An exhibit that shows learning through creation of original art. Original art is a one-of-a-kind, non-replicable design of your creation. By using one medium or a combination, an individual creates an authentic work of art that is not recognizable as another's work. You must explain the application of the most relevant design element(s) & art principle(s) featured in this exhibit. Describe your inspirations, reasons, feelings, &/or motives for creating this work of art.

**10355 Visual Arts: Design, Process or Technique Exploration** – This class emphasizes process & provides the opportunity to explore a medium, practice a skill, or study & apply elements & principles of art & design. An explanation of the application of design elements or art principles used when making the exhibit must be included. This exhibit may be an object, portfolio, display, poster, or organized sketchbook. If a non-original design source is used, its origin (where the idea was found, any pictures, sketches, etc.) must be credited, acknowledged, or have copyright permission obtained. See Visual Arts Special Rule #5 & #6.

**10360 Visual Arts: Other Visual Art Ideas/Topics** – Exhibits might include the study & research about an individual artist, style, craft, business or marketing process, planning group tour, career options, etc.

**Visual Arts Special Rules:**

1. *Items entered for exhibition at the Iowa State Fair must be ready for display in the home, gallery, or intended final display location: pictures framed, wall hangings & pictures ready to hang, etc. Make sure hangers are strong enough to support the item. Command Strips or other quick attach products are usually not adequate hangers. Items not ready for display will be dropped one ribbon placing.*
2. *Exhibits made from kits or preformed molds will not be accepted. Exception: Preformed molds (greenware, whiteware) may be used to provide the appropriate surface for a process technique or application of original design.*
3. *If the exhibit is a finished art object, the source of inspiration of the design, design sketches, or other process for creating the object & design must be included. For additional information, see the Visual Arts & Design Elements & Art Principles Exhibit Tip Sheets at [www.extension.iastate.edu/4h/exhibit-tip-sheets](http://www.extension.iastate.edu/4h/exhibit-tip-sheets).*
4. *If the exhibit is a finished art object, information must be included explaining the application of design elements & art principles used in creation of the work.*
5. *Original works of art must be a creative expression of a design unique to the artist or represent a significant modification to an existing design to make a new & original statement by the artist.*
6. *Exhibition of derivative works created by a 4-H member is prohibited without the written permission of the original copyright holder/owner. Use of copyrighted or trademarked designs, images, logos, or materials in 4-H visual arts exhibits is prohibited unless written permission has been obtained from the copyright or trademark holder/owner. For additional information, see 4-H Exhibit Copyright Information at <https://www.extension.iastate.edu/4h/visual-art>.*

## Family & Consumer Sciences

**10410 Child Development** – An exhibit that shows learning about children. Exhibits that include items intended for use with children (books, toys, learning games, babysitting kits, etc.) should include information about what you have learned 1) about children while creating & using the exhibit or 2) what the child(ren) learned from use of the item(s) in the exhibit. Exhibit examples include careers in child development, caring for children with special needs, childcare, growth & development, safety & health, etc.

- 10420 Clothing & Fashion: Constructed/Sewn Garments & Accessories** – A constructed garment or accessory (sewn, knitted, crocheted, or other process) that shows learning about style, fashion, design, thrifty spending, wardrobe planning, types of fabrics, &/or clothing care. Exhibits must be intended to be worn by humans.
- 10422 Clothing & Fashion: Purchased Garments & Accessories** – Purchased garments or accessories that show learning about style, fashion, design, thrifty spending, wardrobe planning, types of fabrics, &/or clothing care. Exhibits must be intended to be worn by humans.
- 10424 Clothing & Fashion: Other Ideas/Educational Exhibits** – Any other educational exhibit that shows learning about clothing & fashion including design illustrations, exploration of clothing styles, careers, clothing care, etc.

**Clothing & Fashion Special Rules:**

- 1. Outfits or accessories which will be worn during the Awardrobe Clothing Event may not be entered as a 4-H Iowa State Fair exhibit.*
- 2. Exhibits in classes 10420 & 10422 must include information about application of design elements & art principles. Exhibits in class 10424 should include information about application of design elements & art principles if appropriate for the exhibit.*

- 10430 Consumer Management** – An exhibit that shows learning through savvy budgeting, comparison shopping, money management, or consumer rights & responsibilities.
- 10440 Food & Nutrition: Prepared Product** – An exhibit of a prepared food product that shows skills or learning about cooking, baking, eating & choosing healthy foods, or safety practices through the making of a prepared or preserved food product. See Food & Nutrition Special Rules below & HS 76 “Foods for Iowa 4-H Fairs – Quick Reference Guide” at <https://store.extension.iastate.edu/product/6434> for additional information regarding prepared food products. **Display boxes are not allowed for prepared products at the Iowa State Fair.**
- 10442 Food & Nutrition: Preserved Product** – An exhibit of a preserved food product that shows skills or learning about food preservation through the making of a prepared or preserved food product. Processed honey may be exhibited in this class. See Food & Nutrition Special Rules below & HS 76 “Foods for Iowa 4-H Fairs – Quick Reference Guide” at <https://store.extension.iastate.edu/product/6434> for additional information regarding preserved food products.
- 10445 Food & Nutrition: Educational Display** – An educational exhibit (poster, report, display) that shows skills or learning about cooking, baking, eating, & choosing healthy foods, meal planning/preparation & service, safety practices, or food preservation. See Food & Nutrition Special Rules below & HS 76 “Foods for Iowa 4-H Fairs – Quick Reference Guide” at <https://store.extension.iastate.edu/product/6434> for additional information regarding prepared & preserved food products. Exhibits showing learning about meal planning & service must include a menu.

**Food & Nutrition Special Rules:**

- 1. Any exhibit considered to be a food safety risk or portray a food safety risk will not be accepted, judged, or displayed.*
- 2. All food products/exhibits should be appropriate for human consumption.*
- 3. Food product exhibits must be prepared, baked, or cooked using only food grade utensils & containers.*
- 4. Products that require refrigeration will not be accepted, judged, or displayed.*
- 5. Meat jerky products are prohibited.*
- 6. The recipe must be included for any prepared or preserved food exhibit, including the source of the recipe.*
- 7. Preserved foods must include the Preserved Food 4-H Exhibit Label. Only food processed after August 1, 2022, is acceptable. Current USDA &/or Iowa State University guidelines for home food preservation must be used. Processed honey must include the Honey Label for 4-H Exhibits.*
- 8. Preserved foods exhibits must include two product samples. One will be opened for evaluation & discarded; the second will be placed on display & returned to the exhibitor. All perishable food products will be discarded when removed from display.*
- 9. Prepared foods should be placed on a firm disposable plate or flat cardboard. Place food product exhibit in a re-closable plastic bag with entry tag fastened outside the bag. Recommended number of items to include with the exhibit:  
Cookies, cupcakes, bars, muffins, rolls, etc. – four (4) to six (6) items  
Cakes, loafs, pies, etc. – one (1) whole product*
- 10. The use of alcoholic beverages in the preparation or production of 4-H food exhibits is NOT permitted.*

- 10450 Health** – An exhibit that shows learning through food choices, physical activity, safe activities, skills such as first aid & CPR, careers, &/or healthy lifestyle choices.
- 10460 Home Improvement** – An exhibit that shows learning in planning, improving, & caring for your home living space, including extended personal living areas immediately adjacent to the home. Exhibits may include new or refinished/reclaimed/restored items. Exhibits showing learning about home design, furniture, home accessories, & fabrics must include information about how design elements & art principles were applied.

**Home Improvement Special Rules:**

- 1. Items entered for exhibition at the Iowa State Fair must be ready for display in the home: pictures framed, wall hangings & pictures ready to hang, etc. Make sure hangers are strong enough to support the item. Command Strips or other quick attach products are usually not adequate hangers. Items not ready for display will be dropped one ribbon placing.*
- 2. Exhibit write-up/information must include source of inspiration &/or references indicating where the idea or information was obtained, giving credit to original author(s), designer(s), artist(s).*

- 10470 Sewing & Needle Arts** – A constructed item (sewn, knitted, crocheted, or other process) that shows learning & skill in sewing, knitting, crocheting, or other needle arts. May include the construction of household items such as pillowcases, curtains, table runners, quilts, wall hangings, etc. Exhibits in this class are not intended to be worn by humans.
- 10472 Sewing & Needle Arts: Other Ideas/Educational Exhibits** – Any other educational exhibit that shows learning about sewing & needle arts including construction techniques, use & care of fabrics & fibers, design illustrations, decorative processes, careers, etc.

*NOTE: Exhibits in classes 10470 & 10472 should include information about application of design elements & art principles if appropriate for the exhibit.*

- 10480 Other Family & Consumer Science** – An exhibit that demonstrates learning about a family & consumer science topic that does not fit any other Family & Consumer Science class listed.

### Special Exhibition: Thrifty Meal Challenge

- 10490 Thrifty Meal Challenge** – Create a balanced, nutritious meal for family of four (4) that includes a serving from each of the five food groups with a budget of \$11.

#### Thrifty Meal Challenge Special Rules:

1. Each county may enter one (1) exhibit in this class.
2. All entries will receive an evaluation & ribbon.
3. Exhibit may be from an individual or group effort.
4. The meal must include a serving for each person from each of the five (5) food groups. Recommended portion sizes per person: ½ cup fruit, ½ cup vegetable, 3 ounces protein, 1-2 ounces grain, 1 cup equivalent dairy.
5. The meal must serve four (4) people.
6. Total expense on receipt(s) must not exceed \$11.
7. The exhibit will be a poster (maximum size 20" x 30") that includes:
  - a. Menu
  - b. Meal type
  - c. Copy of receipts (up to 2)
  - d. Photos of participant experience
  - e. Thrifty Meal Challenge Worksheet (required)

For more information about this special challenge, please go to <https://www.extension.iastate.edu/4h/meal-challenge>.

## Personal Development

- 10510 Citizenship & Civic Engagement** – An exhibit that shows learning about or contributing to your community, your country, or your world.
- 10520 Communication** – An exhibit that shows learning about written, oral, or visual communications skills. Includes learning from participation in Theatre Arts projects or programs such as puppets, stage design, etc. May include original creative writing, poetry, fiction, non-fiction, etc.
- 10530 4-H Poster Communication Exhibit** – Special poster exhibit to visually tell a story or idea about 4-H to the general public. Exhibitors must use one of the following themes:
- 4-H is . . . (open to 4-H members interpretation)
  - Join 4-H
  - Opportunity4All (2022 National 4-H Week theme)
  - Spy Your Potential (2023 Iowa 4-H Youth Conference theme)
  - Best Days Ever (in 4-H) (variation of Iowa State Fair theme)

#### Poster Communication Special Rules:

1. Only one (1) poster per 4-H member may be entered. Limit of two posters per county.
  2. All posters must be designed on, or affixed to, standard poster board or foam core board: size minimum of 14"x20" or maximum of 15"x22".
  3. Posters may be vertical or horizontal. Posters may be any medium: watercolor, ink, crayon, acrylic, charcoal, oils, collage, etc.
  4. Posters **cannot** be 3-dimensional. Materials used to make the poster may **not** extend more than 1/8 inch above the poster or foam core board.
  5. Each poster must have the completed Poster Exhibit Entry Form attached to the back.
  6. Posters **cannot** use copyrighted material or exact copies of other promotional designs, such as the Iowa 4-H Youth Conference theme logo.
  7. 4-H members may include the 4-H clover in the poster.
  8. All 4-H Communication Posters will receive Certificates of Recognition & written evaluation comments. Outstanding posters will receive Seals of Merit. Superior posters will receive Seals of Excellence.
- 10540 Digital Storytelling (See also Creative Arts)** – An exhibit that demonstrates the application of technology to produce a creative movie/film/video. Exhibits may include a finished movie or video, creation of a detailed storyboard, editing techniques using digital video software, production techniques, or other display to share what was learned. Copyright permission must be obtained for any non-original material included as part of a film/movie/video.
- 10550 Leadership** – An exhibit that shows learning about leadership skills & influencing others in a positive way.
- 10560 Self-Determined** – An exhibit that shows learning as part of your 4-H adventure & does not fit any other class.

## Science, Engineering, & Technology (SET)

- 10610 Mechanics** – An exhibit that shows skills or learning about general mechanics or engineering solutions or that involve a combination of skills.
- 10612 Automotive** – Repaired or restored vehicle. (**Note: vehicles will be on display at the Iowa State Fair one day only, tentatively Thursday, August 10.**)
- 10613 Automotive: Educational Display** – An exhibit that shows learning about an automotive idea including automotive maintenance, auto operations, auto safety, or automotive systems.
- 10614 Electric** – Constructed or repaired article or educational display that shows skills or learning about electric wiring, appliances, lighting, electrical energy sources, safety, etc.
- 10615 Small Engine** – Repaired or restored operating engine or educational display or other type of exhibit that shows skills or learning about small engines. This class includes repaired or restored lawn tractors, small motorcycles, go-karts, etc.
- 10616 Tractor** – Repaired or restored tractor. Note: A conference judging opportunity for exhibitors of repaired or restored tractors in Class 10616 will be offered during exhibit check-in. (Conference judging may not be available during all check-in times.) Tractors will be displayed outside throughout the Iowa State Fair. Release time Sunday, August 20, after 7 pm.
- 10617 Tractor: Educational Display** – An exhibit that shows learning related to tractors, tractor mechanics, tractor operations, or tractor safety.
- 10618 Welding** – Constructed item or educational display that shows skills or learning about welding.
- 10620 Woodworking** – An exhibit that shows learning about wood, woodworking techniques, & safe uses of woodworking tools & machines. Exhibits may include newly constructed or refinished/reclaimed/restored wood items.
- 10630 Science, Engineering, & Technology** – An exhibit that shows learning about or helps explain how science & technology help us interact with the world. Topics include aerospace, biological & chemical sciences, computers & networking, earth & climate, geospatial mapping (GPS/GIS), or any other application of science, engineering, or technology.
- 10632 Aerospace** – Educational display or other exhibit (including flyable models) showing learning about an aerospace idea or topic.
- 10634 Robotics** - Educational display or other exhibit (including working robots) showing learning about robotics & robotic systems.

### Science, Engineering, & Technology Special Rule:

1. Exhibitors entered in the 4-H Science, Engineering, & Technology classes are not eligible to exhibit in similar FFA Ag Mechanics classes & vice versa.

## 4-H Communication Event Program

This department is open to youth who are participating in the 4-H Youth Development programs conducted by Iowa State University Extension & Outreach.

All participants are responsible for reading & complying with the Iowa State Fair Communication Event program rules, 4-H General Rules & Regulations, & specific class rules & regulations.

**PURPOSE:** The Communication Event Program provides opportunities for 4-H youth to develop their personal communication skills by sharing talents, knowledge, or information with others. The events provide a series of developmental experiences for different age levels.

Counties may enter up to the assigned quota for Educational Presentations (6), Working Exhibits (4), Share-The-Fun (3), & Extemporaneous Speaking (2). No more than two (2) performances from an individual county will be scheduled during a Noon Share-The-Fun show. Limit of two (2) Communications Posters per county.

### General Communication Event Program Rules & Regulations

1. 4-H members who have completed 5th grade through 12th grade (or that equivalent) in 2023 are eligible to participate at the Iowa State Fair. Exception: Share-The-Fun & Extemporaneous Speaking - See class rules for age guidelines.
2. Educational Presentations & Working Exhibits may be given by one or more 4-H members. Teams consisting of youth of mixed grades will be subject to the time limits based on the grade of the member in the highest grade level (i.e., a team with a 5th grader & an 8th grader will use the times for the intermediate/senior class).
3. Topics selected by the 4-H member(s) should be an outgrowth of their 4-H experience(s). Topics should be appropriate for presentation to a general audience.
4. Educational Presentation, Working Exhibit, & Extemporaneous Speaking participants cannot be involved in another event (communication event, clothing programs, livestock show or judging) during the half-day they are scheduled to participate in their communication event. Share-The-Fun participants cannot be involved in another event from 30 minutes prior to the beginning of the scheduled show to 15 minutes following the show. **Participation in multiple activities may not always be possible because of schedule conflicts.**
5. All participants are required to attend the scheduled orientation session prior to participating in their event. (Times subject to change.)
  - Educational Presentations: 8:30 am or 1:00 pm (August 10-19)
  - Working Exhibits: 8:30 am or 1:00 pm (August 10-19)
  - Share-The-Fun: 20 minutes prior to the show, normally Noon & 5:00 pm - times may vary (August 10-19)
  - Extemporaneous Speaking: 8:30 am or 1:00 pm Monday, August 14/Tuesday, August 15/Thursday, August 17; 8:30 am Sunday, August 20
6. Only presenters are allowed in the Educational Presentation, Working Exhibit, & Extemporaneous Speaking preparation rooms.
7. Educational Presentation & Working Exhibit participants will be involved in a "peer evaluation program".

8. All 4-H Educational Presentation, Working Exhibit, & Extemporaneous Speaking participants will receive Certificates of Recognition & written evaluation comments. Seals of Merit will be presented to those giving outstanding presentations. Seals of Excellence will be presented to those giving superior presentations. Share-The-Fun participants will receive participation ribbons & a written critique of their performance. Participants are expected to be present for awards given at the close of their event session.
9. Participants in the 4-H Communication Program are expected to wear appropriate clothing representative of the 4-H Youth Program &/or the topic of the presentation.
10. 4-H members must use sanitary & safe procedures & methods at all times. Educational Presentations & Working Exhibits involving food must follow established food safety guidelines.
11. All participants are expected to comply with all copyright/trademark regulations. Copyrighted material may not be distributed without permission.
12. A \$12.00 fee per entry will be billed to the county. Entries should be selected from a county communication event program.
13. Allocated premiums will be paid to counties for distribution based on the participation in the 4-H Educational Presentation, Working Exhibit, & Extemporaneous Speaking opportunities. There will be no premium allocations for Share-The-Fun.

**11100 Educational Presentation** – Provide an opportunity for 4-H members to demonstrate communication skills by presenting knowledge, information, or a process to an audience.

#### **Educational Presentation Rules**

1. Time limit: Junior Presentations (5th & 6th grade) must not exceed 15 minutes. Intermediate/Senior Presentations (7th - 12th grade) must not exceed 20 minutes. Presenters will be verbally told to “STOP” when they exceed the time limit.
2. Participants must turn in a completed Educational Presentation Report form during event check-in.
3. 4-H members may participate in one Educational Presentation per year at the Iowa State Fair.
4. Presentation content must be the original work of the presenter(s). Extensive paraphrasing from other sources is prohibited. Use of brief quotations or excerpts of from other work(s) is permitted provided the source is identified.
5. A judge’s critique/conference with each participant will be included.

**11200 Working Exhibit** – Provide an opportunity for 4-H members to communicate, interact with, & teach an audience in an informal & experiential way.

#### **Working Exhibit Rules**

1. Time limit: All participants/teams will be scheduled for a 30-minute period.
2. Participants must turn in a completed Working Exhibit Report form during event check-in.
3. 4-H members may participate in one Working Exhibit per year at the Iowa State Fair.
4. A judge’s critique/conference with each participant will be included.

**11300 Share-The-Fun** – Provide an opportunity for 4-H members to share their skills & talents before an audience purely for the sake of enjoyment.

#### **Share-The-Fun Rules**

1. Eligibility: 4-H members who have completed 5th grade through 12th grade (or that equivalent) in 2023. Exception: If the Share-The-Fun act involves a whole club, the following criteria must be applied to determine if the club can be entered in the Share-The-Fun Program at the Iowa State Fair:
  - At least 80 percent of the performing group must have completed 5th through 12th grade in 2023.
  - Clover Kids are not eligible to participate at the Iowa State Fair.
2. Share-The-Fun performances must not exceed six (6) minutes in length.
3. Skits, songs, stunts, short one-act plays, dance, & other entertainment are acceptable. All performances must be appropriate for presentation to a general audience.
4. All acts must turn in a completed 4-H Share-The-Fun Report form at event check-in to confirm stage setup, cue music, etc.
5. General judge’s comments for the entire show will occur at the Iowa State Fair. No individual conference with the judge will occur.

**11400 Extemporaneous Speaking** – Encourage the development of communication skills by providing an opportunity to think, organize thoughts, prepare a speech, & respond to questions when given a limited amount of preparation time.

#### **Extemporaneous Speaking Rules**

1. Participants must be senior 4-H members - completed 9th through 12th grade (or that equivalent) in 2023.
2. Each county may enter a maximum of two (2) entries; individuals may participate once per year at the Iowa State Fair.
3. Program format:
  - a. Thirty minutes before the program, each participant will draw three of the available topics, selecting one to speak on.
    - The selected topic will not be available to the other participants in the speaker’s assigned room. The general nature of the topics will relate to 4-H. The other two topics drawn but not chosen will be returned to the available topics for the other participants.
  - b. A preparation room is to be used with one participant per speaking site admitted initially & one additional participant per speaking site admitted each 15 minutes as the program progresses. A participant may not leave the preparation room until it is time to speak, nor may a participant receive help from a parent, leader, other adult, or any other youth. A program official will assist participants with the time requirements.
  - c. All reference material will be screened by a program official on the following basis:
    - Participant may bring their own books, magazines, or newspaper clippings for reference during the thirty minutes of preparation.

- Reference material must be printed material such as books or magazines (cannot be notes, outlines, or speeches prepared by the participant or by another person for use in this program).
  - Some relevant reference material will be available in the preparation room. This material will consist of historical material related to the 4-H program.
- d. Each speech shall be the result of the 4-H members own efforts using approved reference material that a participant may bring to the preparation room. No other assistance may be provided. Plain note cards will be provided for each participant in the preparation room. If notes are used, the note cards provided must be used in delivering the speech.
  - e. Only notes made during the preparation period may be used.
  - f. Each speech shall be not less than four but no more than six minutes with five minutes additional time allowed for related questions, which shall be asked by the judge. The participant will be shown timecards in an ascending order (1, 2, 3, 4, 5) by the timekeeper. "Stop" will be said at six minutes.
  - g. The program timekeeper will introduce each participant by name, the county they represent, & read the selected question.
  - h. Participants are not permitted to use any props, gadgets, posters, or audiovisuals of any sort. A podium will not be available.
4. Speeches will be evaluated using the following criteria:
    - a. Content related to topic
    - b. Knowledge of the subject
    - c. Organization of material
    - d. Power of expression
    - e. Voice
    - f. Stage presence
    - g. General effect
    - h. Response to questions
  5. A judge's critique/conference with each participant will be included.

**10530 4-H Poster Communication Exhibit** – Special poster exhibit to visually tell a story or idea about 4-H to the general public. Exhibitors must use one of the following themes:

- 4-H is . . . (open to 4-H members interpretation)
- Join 4-H
- Opportunity4All (2022 National 4-H Week theme)
- Spy Your Potential (2023 Iowa 4-H Youth Conference theme)
- Best Days Ever (in 4-H) (variation of Iowa State Fair theme)

**Poster Communication Special Rules:**

1. Only one (1) poster per 4-H member may be entered. Limit of two posters per county.
2. All posters must be designed on, or affixed to, standard poster board or foam core board: size minimum of 14"x20" or maximum of 15"x 22".
3. Posters may be vertical or horizontal. Posters may be any medium: watercolor, ink, crayon, acrylic, charcoal, oils, collage, etc.
4. Posters **cannot** be 3-dimensional. Materials used to make the poster may **not** extend more than 1/8" above the poster or foam core board.
5. Each poster **must** have the completed Poster Exhibit Entry Form attached to the back.
6. Posters **cannot** use copyrighted material or exact copies of other promotional designs, such as the Iowa 4-H Youth Conference theme logo.
7. 4-H members may include the 4-H clover in the poster.
8. All 4-H Communication Posters will receive Certificates of Recognition & written evaluation comments. Outstanding posters will receive Seals of Merit. Superior posters will receive Seals of Excellence.

## 4-H Awardrobe Clothing Event

Wright County 4-H Clothing Event Judging will be held during Static Judging July 11, 9:00 am-1:00 pm.

4-H members must check in before 12:00 noon, July 11.

Youth model their outfit at the County Fair on the James R. Johnson Stage at 4:00 pm on Friday, July 14, 2023.

Clothing; Special Rule: Art elements & principles of design are the foundation of design whether putting together fabrics for clothing & quilts, selecting furnishing for a room or creating a drawing. Design elements are line, shape, form, color, & texture. Design principles are balance, proportion, rhythm, emphasis, & unity. Information on elements & principles of design for clothing can be found at:

[http:// www.extension.iastate.edu/Publications/4H313.pdf](http://www.extension.iastate.edu/Publications/4H313.pdf).

When application of design elements & art principles must be explained, the following guidelines shall be used:

- a. Members in grades 4-6 are responsible for using a minimum of one design element within their exhibit. Youth must explain how the specified element is used in the exhibit. While not evaluated or given a higher ribbon placing for using more than one element, youth may discuss additional elements used in the exhibit.
- b. Members in grades 7-8 are responsible for using a minimum of two design elements within their exhibit. Youth must explain how the specified elements are used in the exhibit. While not evaluated or given a higher ribbon placing for using more than two elements, youth may discuss additional elements used in the exhibit.

- c. Members in grades 9-10 are responsible for using a minimum of one art principle & the element of elements used in the selected principle. Youth must explain how the element of elements are used to illustrate the selected principle. While not evaluated or given a higher ribbon placing for using more than on principle, youth may discuss additional principles & corresponding elements used in the exhibit.
- d. Members in grade 11-12 are responsible for using a minimum of two art principles & the elements used in the selected principles. Youth must explain how the elements are used to illustrate the selected principles. While not evaluated or given an additional principles & corresponding elements used in the exhibit<sup>2</sup>. Each county may send the following number of participants in each class to represent their county, selected from each of the county's events.

### **General Overview**

1. Each youth may only participate in the 4-H Awardrobe Clothing Event with only one entry per year. Participants may be selected to participate in any one of the four classes, even if they participated in that class in previous years.
2. Each county may send the following number of participants in each class to represent their county, selected from each of the county's events:
  - a. Fashion Revue Class: Four participants total with no more than two (2) participants with an entry in any given category (athletic wear, formal wear, everyday wear, costume).
  - b. \$20 Challenge Class: Four participants total with no more than two (2) participants with an entry in any given category (athletic wear, formal wear, everyday wear, costume).
  - c. Clothing Selection Class: Four participants total with no more than two (2) participants with an entry in any given category (athletic wear, formal wear, everyday wear, costume).
  - d. Innovative Design Class: Four participants total with no more than two (2) participants with an entry in any given category (athletic wear, formal wear, everyday wear, costume).
3. The categories in each class are simply for entry limit purposes. All entries in each class will be judged together.
4. Participants must be in the senior 4-H designated level (completed grades 9 – 12 the same year as the event).
5. Outfits or accessories which will be worn during the State 4-H Awardrobe Clothing Event may not be entered as another 4-H Iowa State Fair exhibit.
6. Participants must bring the garment or outfit they purchased or created, & accessories, to the State 4-H Awardrobe Clothing Event.
7. Participants should submit only the materials requested for each class (report form & photo – for ALL classes - plus a receipt for \$20 challenge). If additional materials are sent with the entry or brought to the conference judging, they will not be considered.
8. Participant report forms must be uploaded by county staff no later than July 31. Participants should abide by county deadlines for submitting paperwork for entry. Requests for class or group time changes will be honored as availability allows through July 31. Requests made after July 31 cannot be accommodated due to our printing deadlines.
9. A \$30 registration fee is required for each participant entry. Counties will be billed following the Iowa State Fair.
10. All participants must participate in all Awardrobe Clothing Event activities at the times scheduled for their county unless the 4-H member is involved in another Iowa State Fair 4-H activity at the same time with a non-flexible schedule. Pre-approval is required prior to July 31.

## **Special Criteria Related to Event Participation**

### **Fashion Revue**

12101 Junior Fashion Revue

12102 Intermediate Fashion Revue

12103 Senior Fashion Revue

### **Fashion Revue**

1. The purpose of this class is to encourage the construction of a personal garment or outfit.
2. Consideration is given to fit, color, style, suitability, quality of construction, stage presentation, & required care.
3. Youth participants will model a garment or outfit they constructed, hand-knitted, machine-knitted, or crocheted during the current 4-H year.
4. A garment or outfit consists of one to three pieces such as, but not limited to, party clothes, tailored suits, vest, slacks, shirt, skirt, active sportswear, &/or coats.
5. Blouses, shirts, & sweaters are usually considered garments. If they are used to complete an outfit, they may be constructed or selected.
6. All other accessories & undergarments may be constructed or selected.

### **Clothing Selection**

12201 Junior Clothing Selection

12202 Intermediate Clothing Selection

12203 Senior Clothing Selection

### **Clothing Selection**

1. The purpose of this class is to select &/or purchase an outfit that represents the 4-H member's goal or intended use for the selected outfit.
2. Judging is based on fit, color, style, suitability, quality & construction features, stage presentation, required care, & cost comparison.
3. There is no consideration in the judging on the amount spent, only in the process of record keeping & reflection on the cost of the individual items as a part of the process.
4. Outfits may be purchased at a department store, boutique, online store, sidewalk sales, retail shops or mall stores. Outfits may also be purchased at garage sales or other secondhand venues at any price point. Outfits may be gifts, hand-me-downs, relative or friend's modern or vintage clothing, or existing personal clothing, as long as the 4-H member selected the item as part of this specific outfit for the stated purpose.



5. Home-sewn clothing that was not sewn specifically for the participant are acceptable, such as purchases from a used clothing store.

### **The \$20 Challenge**

12301 Junior \$20 Challenge

12302 Intermediate \$20 Challenge

12303 Senior \$20 Challenge

### **The \$20 Challenge**

1. This class is designed to expand the 4-H member's shopping experience to shopping venues emphasizing recycling, reducing, & reusing. Outfits must be purchased at a garage sale, consignment store, thrift store, secondhand store, or similar place.
2. Online venues are allowed, must be second-hand in nature. Shipping & handling are not included in the total calculations.
3. Traditional shopping venues may not be used, regardless of a low regular or sale price. Hand-me-downs or clothing as gifts do not qualify for this class.
4. Twenty dollars is the purchase price limit including tax. However, some secondhand stores & venues do not typically charge sales tax.
5. Receipt(s) for every item included as a part of the calculated total must be submitted with the entry. A garage sale receipt can be a piece of paper with the name of the location such as "Jane Doe garage sale", date, amount paid, & signature of person selling at the garage sale. If the outfit was free at a garage sale, "free" can be listed on the report form & on the receipt. Failure to provide receipts will be reflected in the evaluation.
6. An outfit consists of major clothing pieces such as a shirt & pants or a dress. Shoes, undergarments, & accessories are not included in the \$20 purchase price limit.
7. Alterations are permitted to achieve a desired look or fit.
8. There are no additional considerations for an outfit that totals less than \$20.
9. The outfit pieces should be purchased to meet the 4-H member's goal or intended use for the purchased outfit, & the 4-H member should have had an experience in choosing shopping alternatives, evaluating fit, quality & construction features, price, & cost comparison.

### **Innovative Design**

12401 Junior Innovative Design

12402 Intermediate Innovative Design

12403 Senior Innovative Design

### **Innovative Design**

1. The purpose of this class is to encourage creativity & out-of-the-box thinking when creating an outfit.
2. These designs can be theatrical costumes, cosplay, wearable technology, sustainable/upcycled fashion, accessible fashion, &/or outfits that use unconventional materials.
3. The outfit must be showcased as a worn garment modeled by the exhibitor or by the individual that it was designed for.
4. Exhibitors may make their garment entirely, or permanently alter the silhouette of pre-existing materials through some method of permanent alteration or addition.
5. Consideration is given to originality & innovation.

### **Clothing Changed or Modified (county only)**

12401 Clothing Changed or Modified (county only)

### **Clothing Changed or Modified (county only)**

1. A member will model a garment (constructed or ready-made) that shows major changes to make it more useful. Examples include recycling a garment, design changes to a garment, etc.
2. Garments modeled in this category are not eligible for State Fair.

## **Clover Kids Department**

### **NEW in 2023: Clover Kids Classes**

900 Static Exhibit- limit of 6 entries

901 Clover Kid Challenge Class Photography: Photo must be outdoors.

902 Clover Kid Challenge Class Food & Nutrition: Microwave Rice Krispie Treats

800 Clover Kids Pets

1. This class is for youth in grades K-3rd in organized Wright County Clover Kids Groups.
2. These classes are open classes. No premiums paid. A participation ribbon will be awarded.
3. All fair entries are to be made in FairEntry (<http://wrightcountya.fairentry.com>) before or on June 15 by 11:59 pm.
4. Youth should bring their exhibit(s) on Tuesday July 11, from 10:00 am-12:00 noon.
5. Clover Kids will share about their exhibits to an older 4-H member or a caring adult in the show & tell fashion.

6. Youth may enter up to six static exhibits not including food & nutrition or photography challenge classes. Exhibits may be anything that the youth has made while at a clover kid meeting &/or anywhere else.
7. All entries that stay must remain on exhibit until release time of 6:00 pm Sunday.

### **FFA Division & FFA Best of Show**

1. Note fair schedule for entry check-in & judging times.
2. Each article exhibited must be the work of an active FFA member & a product of the current chapter year.
3. Each exhibit must be the result of a different learning experience.
4. The exhibitor should be present for judging. If this is not possible, each exhibit must have a 3" x5" card or a folder which includes:
  - a. What was your exhibit goal(s)?
  - b. How did you go about working toward your goal(s)?
  - c. What were the most important things you learned as you worked toward your goal(s)?
  - d. Do you have ideas of what you would like to do in this project area next year?
5. All exhibits are to be labeled only with the official entry tag.
6. Class descriptions are listed under the Science & Engineering Department, 4-H & FFA.
7. Following the judging of all exhibits, judges will award the FFA Best of Show & Reserve Best of Show exhibits. Best of Show will receive \$50 & Reserve Best of Show will receive \$25.