

WRIGHT COUNTY FAIR

20



**COUNTY PRIDE
COUNTY WIDE**

20



**JUNIOR & OPEN CLASS
FAIR BOOK**

July 8-13, 2020

Entertainment at the 2020 Wright County Fair

Barrel Horse Competition

FREE Event
Thursday
July 9
Horse Arena
7:00 pm

Warm-Ups at 5:00 pm



For more information
Contact Wendy Brandt 515-532-6574

4-H Clothing Event & Share the Fun

Thursday, July 9
James R. Johnson Stage
7:00 pm

All American Lumberjack Show



Friday, July 10
Grandstand • 7:30 pm

Midwest Pullers Association



**Local Pickup
Pullers Added
Purse Money For
Your Classes**


Saturday, July 11
6:30 pm

Wright Rodeo Osceola, IA



Sunday, July 12
Rodeo • 8:00 pm

**Fireworks to
Follow**



INDEX

Agriculture and Natural Resources.....	33
Alpaca.....	8-9
Animals.....	33
Breeding Beef, Market, Commercial, Bucket Bottle Calf.....	9-11
“Bucket of Junk” Contest.....	34
Camping.....	3
Challenge Class Photo and Food & Nutrition.....	21-22
Communications.....	28-29
Creative Arts.....	25-26
Daily Schedule of Entertainment and Activities.....	4-5
Dairy Cattle, Goats.....	11-12
Duct Tape Designs.....	22
Family and Consumer Sciences.....	22-24
4-H Clothing Event.....	24-25
4-H Exhibit Building.....	18-21
4-H Extemporaneous Speaking Contest.....	29
4-H Poster Communications.....	30-31
Herdsmanship Department.....	18
Horse & Pony.....	15-16
Horticulture.....	32
Personal Development.....	28
Pets.....	17
Poultry.....	16-17
Pride of Iowa Contest.....	29-30
Rabbits - Commercial & Fancy.....	17
Rules & Health Requirements.....	5-8
Schedule of Events, Fair Boards, Superintendents, Club Leaders.....	1-3
Science, Engineering and Technology.....	32-33
Sheep & Wright County Novice Lamb.....	13-15
Showmanship.....	18
Swine & Lil’ Squealers Showmanship Class.....	12-13
Wright County Fair Queen.....	18

OPEN CLASS ARTS & CRAFTS

Arts and Crafts Division.....	37
Clothing and Textiles Division.....	38
Family Crafts for Residents of Care Facilities.....	37
Horticulture Department.....	40-43
Junior Exhibitors.....	38
Needlework Division.....	36
Quilt Block.....	36
Products of the Kitchen.....	39

GENERAL

Map of Fairgrounds & Eligible Counties.....	Back Cover
Sponsorship Program.....	44-45

WRIGHT COUNTY DISTRICT JUNIOR FAIR

PO Box 125
Eagle Grove, Iowa 50533
515-448-3351

Nightly Events - 2020

Wednesday - July 8

- 6:00 pm.....Fair Parade
Sponsored by Eagle Grove Chamber
- 7:00 pm.....FREE Watermelon Feed
Sponsored by First National Bank & Fareway, Eagle Grove
- 7:30 pm..... Recognition of Parade Grand Marshal & Scholarship Recipients. Followed by 5th Annual Little Miss & Mister Contest and Crowning of Fair Queen (James R. Johnson Stage)

Thursday - July 9

- 5:00 p.m..... Barrel Horse Competition Warm-Up
- 5:30 p.m..... Annual Fair Supper
• FREE with grandstand button or \$3 without button
• *To be held in the James R. Johnson Stage Area*
- 5:30 p.m.....Entertainment by Billy Heller
- 7:00 p.m..... Barrel Horse Competition - FREE Event
- 7:00 p.m.....4-H Clothing Event & Share The Fun (James R. Johnson Stage Area)

Friday - July 10

- 7:30 p.m.....All American Lumberjack Show followed by Lumberjack Camp

Saturday - July 11

- 6:30 p.m.....Midwest Pullers Association

Sunday - July 12

- 5:30 p.m.....Woodcarving & Quilt Auction (James R. Johnson Stage)
- 8:00 p.m..... Wright Rodeo
• Full Rodeo - 10 Events • Fireworks to Follow



Check out our web page
and Facebook page
www.wrightcofair.com
www.facebook.com/WrightCountyFair

WELCOME

The Wright County District Junior Fair Board together with the merchants of Belmond, Clarion, Dows, Galt, Goldfield, Holmes, Renwick, Rowan, Woolstock and Eagle Grove take pride in announcing the annual Wright County District Junior Fair which will take place at the Fair Grounds in Eagle Grove, July 8 through July 13, 2020.

We have setup a program that is both educational and entertaining and have perfected plans to make this the most outstanding Fair that this county and adjoining counties have ever sponsored. We are proud to keep making the Fair the best around, an accomplishment that has been possible only because of the strong support that we receive from our youth, youth leaders, merchants and the many fine people who attend the Fair each year.

Officers & Directors of the Wright County District Junior Fair

President.....Brian Worden
Vice-President.....Brad Grandgeorge
Manager.....Tricia Rosendahl
Treasurer.....Rodney Legleiter
Secretary.....Allison Whaley

Directors - Terms Expire 2020

Angela Charlson.....Belmond
Brad Grandgeorge.....Eagle Grove
Rodney Legleiter.....Kanawha
Brian Worden.....Belmond

Directors - Terms Expire 2021


Marty Brandt.....Clarion
Jeff Meyer.....Rowan
Matt Schreiber.....Eagle Grove
Allison Whaley.....Eagle Grove

Directors - Terms Expire 2022

Don Grandgeorge.....Woolstock
Pete Hunter.....Clarion
Raechel Spangler.....Eagle Grove
Kevin Marshall.....Clarion

Wright County Extension Office

210 First St. SW • Clarion, IA 50525-0433
Phone 515-532-3453 • Fax 515-532-3415



www.wrightcofair.com or check us out on Facebook

Superintendents of Departments

Swine

Brian Worden, Bruce Meyer, Stu Swanson, Jeff Meyer

Beef

Don Grandgeorge, Matt Schreiber, Brad Grandgeorge

Sheep

Raechel Spangler, Marty Brandt

Horse

Allison Whaley, Wendy Brandt

Goats

Marty Brandt, Pete Hunter

Alpaca

Marty Brandt, Pete Hunter

Small Animals

Angela Charlson, Rodney Legleiter,
Allison Whaley, Kevin Marshall

Pets

Extension Staff

Open Horticulture

Barb Ainger, Marla Hill

Open Arts & Crafts

Shorty Anderson, Judy Kirstein

Queen Committee

Julie Schreiber, Jenny Kreitlow

4-H Department

Kelly Grandgeorge, Abby Stanek

James R. Johnson Stage Entertainment

Fair Board

Exhibitor Buildings & Outside Exhibits

Tricia Rosendahl, Shea Whaley

Sale & Arena

Brian Worden, Deb Vance,
Brad Grandgeorge, Kevin Marshall

Fair Veterinarian

Humboldt Vet Clinic

4-H Club Leaders

Dayton/Lake

Marcie Brodersen, Tim Woodin, Jim Mewes

Iowa Hawkeyes

Tyrell Watts, Leigh Jass, Nicki Jass

Lake Clovers

Kelli Holmes

Liberty Pathfinders

Lynn Seaba, Casey Howell

Wright County P.I.G.

Stuart Swanson

Wright Warriors

Bryan Whaley, Allison Whaley, Paige Grandgeorge

4-H & Youth Committee

Colleen Miller, Katie Holmes, Kelli Holmes, Jennifer Crutcher, Dalia Moreno, Chrisann Hodson

County 4-H Teen Council

Chloe Brodersen, Jackson Beisel, Dalia Gayton-Moreno, Reid Huntley, Hannah Jo Hodson, Delia Swanson, Olivia Anderson, Caleb Jacobsen, Garrett Seaba, Shea Whaley, Brandon Mack Seaba

Wright County Extension Council

Heather Christensen, Molly Wilson, Rachel Sido, Rodney Legleiter, Grant Woodley, Rhonda Benton, Paige Grandgeorge, Breanna Wagner, Kevin Hadley

Ag-Ed FFA Advisors

Debbie Barkela, Angela Charlson

Claims for Injury

No claim for injury to any person or property shall ever be asserted nor suit instituted or maintained against the Wright County District Junior Fair, its officers, or their agents, by or on behalf of any person, firm, or corporation of their agents, representatives, servants, or employees having license or privilege to exhibit on the Fairgrounds or occupy any space thereon.

If any damage, loss or injury to person or property shall be approximately caused by reason of any neglect or willful act of any person, firm or corporation, their agents, representative, servants or employees having license or privilege to exhibit on said Fairgrounds, or occupying space thereon, the Wright County District Junior Fair shall in no manner be responsible therefore, and in case it be subjected to any expense or liability, all persons causing same or liable therefore shall indemnify the said Wright County District Junior Fair.

Smoke Free Policy

There will be absolutely NO SMOKING in ANY of the Fair Grounds Buildings. There will be absolutely NO SMOKING at ANY Grandstand Entertainment event in the Grandstand seating area.

Camper Fee Schedule

Call Fair Office for availability, 515-448-3351.

All fees must be paid before campers are set in spots. Spots may be filled no earlier than July 5 at 3 pm. All spots are assigned.

Location with electric hook-up \$120.00

Location without electricity \$45.00

For safety reasons open fires/fire pits are not permitted in the camping area. Use of charcoal/gas grills for cooking are permitted.

Use of 4 wheelers/golf carts on fairgrounds other than those used by the fair board are prohibited unless requested and authorized by fair board.

Consumption of alcoholic beverages is prohibited on all fair grounds during the fair.

Grandstand Buttons

The Wright County Fair Board will be selling Grandstand Buttons. Price of the button is \$20.00 which will cover all events. Contact the Fair Office or any Fair Board Member.



Your 2020 Fair Board

Marty Brandt	Kevin Marshall
Angela Charlson	Jeff Meyer
Brad Grandgeorge	Matt Schreiber
Don Grandgeorge	Raechel Spangler
Pete Hunter	Allison Whaley
Rodney Legleiter	Brian Worden

Entertainment & Activities

Friday, June 12

4:00 p.m. Deadline for all 4-H & FFA livestock and static entries due online through Fair Entry by 11:59 p.m. (IMPORTANT: The only late livestock entries that will be accepted will be by Wednesday, June 17 at 11:59 pm and will automatically be charged a \$25 payment per person in addition to the entry fee. Absolutely “no” livestock entries will be accepted after 11:59 p.m. on June 17.)

Friday, June 19

9:00 a.m.-7:00 p.m. . Judging of 4-H Clothing Event

Tuesday, July 7

8:30 a.m.-4:00 p.m. . Judging of 4-H Creative Arts, Animals, Agriculture and Natural Resources, Personal Development, Horticulture, Family Consumer Sciences, Science, Engineering and Technology

4:30-6:30 p.m. Enter all Open Arts & Crafts Exhibits (4-H Building)

Wednesday, July 8

8:00 a.m. Judging Open Arts & Crafts

7:30-8:30 a.m. Horse Arena Open for warm-up

8:30 a.m. Mandatory Horse Exhibitor Meeting

9:00 a.m. Judging of 4-H & FFA Horse & Pony Show

1:00-2:30 p.m. Poultry Check-in (**Note:** Must have Pollorum testing done prior to check-in)

2:00-3:00 p.m. Sheep & Meat Goat Weigh-in

3:30- 5:00 p.m. Queen Candidate Judging

4:30-5:30 p.m. Clover Kids Judging

6:00 p.m. Wright County Fair Parade, sponsored by the Eagle Grove Chamber of Commerce

6:00 p.m.-close.....Carnival, Scott Amusements (wristbands 8:00-10:00 p.m. - \$12)

7:00 p.m. FREE Watermelon Feed (Greenwood Park) sponsored by Security Savings Bank and the Eagle Grove Fareway Store

7:00-9:00 p.m. Commercial Building Open

7:00-9:00 p.m. Kids Zone Open

7:30 p.m. Recognition of Parade Grand Marshal, Scholarship Recipients and 5th Annual Little Miss & Mister Contest followed by Crowning of Wright County Fair Queen (James R. Johnson Stage)

9:00 p.m. Kraft Brothers (James R. Johnson Stage)

Thursday, July 9

All livestock, except horses, poultry and rabbits, must be in place by 12 noon

*Antique Tractors on display

6:30-8:30 a.m. Mandatory Health Check-in for Rabbits (In Rabbit Building) **All rabbits must be in cages.**

8:30-11:00 a.m. Enter all Open Show Horticulture Exhibits

9:00 a.m.-8:00 p.m. . Kids Zone Open

9:00 a.m.-9:00 p.m. . 4-H Exhibit Building and Open Arts & Crafts Building OPEN

9:00 a.m. Judging of Poultry

10:45-11:30 a.m. Cattle Weigh-in

12:00-9:00 p.m. Commercial Building OPEN

12:30 p.m. Judging of Open Horticulture Exhibits (4-H Building)

1:00 p.m. Judging of Rabbits

3:00 p.m.-close.....Carnival, Scott Amusements (wristbands 4:00-7:00 p.m. - \$15)

5:30 p.m.-done. Fair’s Annual Supper sponsored by the Fair Board (FREE with Grandstand button) (James R. Johnson Stage Area)

5:30 p.m. Entertainment by Billy Heller **Free Event**

7:00 p.m. Barrel Horse Competition (warm-ups at 5:00 p.m.) - **Free Event in Horse Arena**

7:00 p.m. 4-H “Clothing Event” & “Share the Fun” (James R. Johnson Stage)

Friday, July 10

*Chain Saw art demonstrations throughout the day

*Antique Tractors on display

8:30 a.m. Swine Weigh-in

9:00 a.m. Judging of Sheep

9:00 a.m.-8:00 p.m. . Kids Zone Open

9:00 a.m.-9:00 p.m. . 4-H Exhibit Building and Open Arts & Crafts Building OPEN

9:00 a.m.-3:00 p.m. STEM Fun (4-H Building)

12:00-9:00 p.m. Commercial Building OPEN

1:00 p.m. Judging of Dairy Cattle, Goats, & Alpaca

1:00 p.m. 4-H Communication Judging - Working Exhibits

1:00-3:00 p.m. Kid’s Day Event

1:00 p.m.-close.....Carnival, Scott Amusements (wristbands 4:00-7:00 p.m. - \$15)

3:00 p.m. Duct Tape Challenge (4-H Building)

5:00 p.m. Judging of Pets

6:00 p.m. **Honoring Our Veterans** (James R. Johnson Stage)

7:30 p.m. All American Lumberjack Show followed by Lumberjack Camp (Grandstand)

Saturday, July 11

*Chain Saw art demonstrations throughout the day

*Antique Tractors on display

8:00 a.m. Judging of Swine

9:00 a.m.-8:00 p.m. . Kids Zone Open

9:00 a.m.-9:00 p.m. . 4-H Exhibit Building and Open Arts & Crafts Building OPEN

10:00 a.m.-9:00 p.m. Commercial Building OPEN

10:00 a.m. 4-H Communication Educational Presentation
Judging and Pride of Iowa Contest

**1:00 p.m.-close.....Carnival, Scott Amusements
(wristbands 4:00-7:00 p.m. - \$15)**

2:00 p.m. 4-H Mystery Bag Cooking Contest (4-H Building)

4:00 p.m. State & Communication Recognition Picture
(State Fair, Alternate, Outstanding 4th Grade,
Clay County)

**4:30 p.m.....Group Picture of ALL 4-H & FFA members
(meet at Show Arena) *Wear 4-H/FFA shirt**

5:00 p.m. Barnyard Olympics

6:30 p.m. Midwest Pullers Association

Sunday, July 12

*Chain Saw art demonstrations throughout the day

*Antique Tractors on display

9:00 a.m. Judging of Beef

9:00 a.m.-8:00 p.m. . Kids Zone Open

11:00 a.m. Ecumenical Worship Service - Cowboy Church
(James R. Johnson Stage)

11:30 a.m.-gone FREE Sweet Corn Feed sponsored by
Wright County Farm Bureau

12:00-6:00 p.m. 4-H Exhibit Building and Open Arts & Crafts
Building OPEN

12:00-8:00 p.m. Commercial Building OPEN

1:00 p.m. Bucket Bottle Calf Show

**1:00-8:00 p.m.Carnival, Scott Amusements (Final Day)
(wristbands 4:00-7:00 p.m. - \$15)**

3:30 p.m. Kiddie Pedal Tractor Pull (Show Arena)

5:30 p.m. Woodcarving & Quilt Auction
(James R. Johnson Stage)

**6:00 p.m.....Release of 4-H Exhibits, Open Horticulture
and Open Arts & Crafts**

8:00 p.m. Wright Rodeo - Grandstand with fireworks to
follow

**8:00 p.m.Release of all breeding stock not being sold at
the auction. Includes Bucket Calves & Novice
Lambs.**

Monday, July 13

7:00 a.m. FREE Pancake Breakfast sponsored by
Prairie Energy (Comm. Bldg #1)

10:00 a.m. Livestock Sale in the Show Ring. Small Animals
- seller must provide a container for purchaser
to carry away animal after checked out with
superintendent.

**www.wrightcofair.com
or check us out on
Facebook**

**Watch for Entertainment on
the James R. Johnson Stage**
Thursday • Friday • Saturday • Sunday
Many Acts • Watch For Schedules

Rules Section

IMPORTANT: All livestock and static entries are due at 11:59 p.m. Friday, June 12 online through Fair Entry. The only late livestock entries that will be accepted will be by June 17 at 11:59 p.m. and will automatically be charged a \$25 payment per person in addition to the entry fee. Absolutely "no" livestock entries will be accepted after 11:59 p.m. on June 17.

1. Ribbons and/or trophies will be awarded to the winners showing the placing won.
2. The Fair Management will use diligence to ensure the safety of stock of articles entered for exhibition after their arrival and placement, but under no circumstances will it be responsible for any theft, loss, injury or damage done to or occasioned by, or arising from any animal or article on exhibition, and the exhibitor shall indemnify the Fair Management thereof against all legal or other proceedings in regard therein. The Wright County Extension in cooperation with the Wright County Fair Board, accept exhibits and will exercise due care to protect them. However, the Extension and Fair Board cannot accept responsibility for loss or damage.
3. Entries in the 4-H and Junior Sections are open to members who are regularly enrolled in a Ag-Ed FFA Chapter or 4-H Club and reside in Wright County or adjoining counties.
4. 4-H and Ag-Ed FFA members must be officially enrolled in the project or enterprise of which they are exhibiting by June 1 of the current year. A 4-H member must **at minimum** completed the fourth grade to participate in the Wright County 4-H program and exhibit at the Wright County District Junior Fair. To exhibit at the Iowa State Fair, a member must have completed 5th grade.
5. 4-H and Ag-Ed FFA Livestock entries must be submitted online through Fair Entry by June 12, 2020. No exhibit will be allowed to be judged if an entry has not been made by the deadline as stated above.
6. Premium checks will be mailed from the Fair Office after the Fair is over (this includes 4-H checks for other than in 4-H Exhibit Building, Open Arts & Crafts and Open Horticulture.) Exhibitors are responsible for cleaning livestock stalls or premium checks will be forfeited.
7. Advertising of any nature will be prohibited in all the Fair Buildings. The superintendent of each department will be held responsible for enforcement of this rule.
8. The Fair Management reserves to its board the final and absolute right to interpret those rules and regulations and arbitrarily settle and determine all matters, questions, and differences in regard thereto or arising out of, connect with or incident to the fair.
9. The Management reserves the right to amend or add to those rules as they, in their judgment, may deem advisable.
10. No commercial exhibits to be removed from Commercial Building until 8:00 p.m. Sunday, July 12.
11. Fair Management not liable for accidents or theft.
12. See sections on open show for specific rules in those departments.
13. Chance activities are discouraged.
- 14. Consumption of alcoholic beverages will be prohibited on all fairgrounds during the fair.**
- 15. There will be absolutely NO SMOKING in ANY of the Fair Grounds Buildings.**

16. There will be absolutely NO SMOKING at ANY Grandstand Entertainment event in the Grandstand seating area.

17. DEMONSTRATIONS/PROTESTS are only permitted on the fairgrounds in the designated area located just east of the old wash rack (17) any day from 12:00-1:00 pm. All demonstrations/protests will be unamplified.

Junior Livestock Section Rules

IMPORTANT: All livestock entries are due at 11:59 p.m. online through Fair Entry on Friday, June 12. The only late entries that will be accepted will be by June 17 and will automatically be charged a \$25 payment per person in addition to the entry fee. Absolutely “no” livestock entries will be accepted after 11:59 p.m. on June 17.

1. Entries and entry fees must be made through the online Fair Entry program on or before June 17, 2020. No entry will be allowed to be exhibited if this deadline has not been met as stated above.
2. Entry fees will not be refunded on entries not shown.
3. All livestock must be in place by noon, Thursday, July 9, 2020, except horses, poultry and rabbits, which are required to be stalled earlier.
4. **Breeding stock and stock not selling will be released at 8:00 p.m. Sunday, July 12. No animals will be released before 8:00 p.m. on Sunday without forfeit of all premium money, and livestock auction eligibility for all species. Failure to comply with this rule (without written permission) will disqualify participant from exhibiting in 2021 fair.**
5. All entrants must bring hay and feed for livestock. Initial bedding is included in the entry fee.
6. See each division for the number of entries allowed in each class.
7. Where less than three entries in a class, the judges shall place according to merit and premium paid accordingly. Champion and Reserve Champion straight ribbons will be awarded in breed and weight class divisions, if deserving.
8. All animals shown as purebred must be registered by the date of the Fair and the papers must be in exhibitor’s possession to be available if requested.
9. Substitute Showman - Excusing a member from personally exhibiting his or her animal defeats one of the important objectives of 4-H or FFA work. Hence the management does not approve the use of substitute showman except in extreme cases. If a 4-H'er or FFA member is injured or is seriously ill at the time of the show or is involved in another Fair activity with a non-flexible schedule at which their presence is mandatory (i.e. another livestock show, queen contest, fashion revue), the member may make request for a substitute showman. The substitute showman must be a 4-H'er or FFA member eligible to exhibit at the Fair and approved in advance of the show by the superintendent. An exhibitor who has more than one animal in a class need not secure approval for another eligible showman to exhibit one of his or her animals.

However, it is expected that such cases will be brought to the attention of the clerk checking animals into the show ring.
10. Exhibitors must keep the space in rear of their stalls clear and clean and all offal must be thrown where indicated by the superintendent or his assistants.
11. All stalls must be used for livestock. Reassignments of stalls not being used will be made by the Superintendent. Uniform stall cards will be provided by Extension office.
12. Humboldt Vet Clinic will be the official veterinarian in charge of the livestock sanitation and will enforce the health requirements.

13. It’s the fair board’s intent to showcase all livestock to the public until Sunday, July 12 at 8:00 p.m. However if the heat index poses a health concern for any animal the fair veterinarian and livestock superintendent will make the final decision regarding early release.

14. When young people are members of both FFA and 4-H, they shall plan and manage separate projects and/or SAE programs. Individuals may have the same area of experience in FFA and 4-H; however, individuals shall not identify, manage, keep records on or exhibit the same animals, plans, etc. in both organizations.

4-H & FFA YOUTH FOR THE QUALITY CARE OF ANIMALS (YQCA) FOOD SAFETY QUALITY ASSURANCE (FSQA)

All 4-H and FFA beef, dairy, poultry, goat rabbit, sheep and swine exhibitors must hold current YQCA or FSQA certification to be eligible to exhibit. YQCA or FSQA certification must be on file when entries are due. The quality care/assurance programs is designed to help 4-H/FFA animal and livestock project members understand their part in the production chain and ultimately produce a quality and safe food product. **High School graduated FFA members must hold a valid certification YQCA. A valid FSQA certificate will also be accepted.**

Iowa Youth Code of Ethics

Youth are expected to be sincere, honest and act in sportsmanlike ways at all times. Youth represent the entire program and their behavior reflects on their parents, leaders, club and the entire youth program. All adults involved with the youth program, leaders as well as parents, are expected to set positive examples and serve as positive role models by what they say and do. Any youth who breaks the code of ethics or allows another person (adult or peer) to talk them into violating the code of ethics agrees to forfeit all prizes, awards, and premiums. The youth may also be prohibited from exhibiting at this and future exhibitions including the Iowa State Fair and other county, state or regional exhibitions.

Youth agree to follow these guidelines:

1. I will do my own work, appropriate for my age and physical and mental development. This includes research and writing of exhibit explanations, preparing exhibits (such as sewing, cooking, refinishing, etc.), care and grooming of animals, etc. Adult assistance should help guide and support me, not do it for me.
2. All exhibits will be a true representation of my work. Any attempt to take credit for other’s work, alter the conformation of animals, or alter their performance is prohibited. Copyright violation or allowing others to complete your exhibit is considered misrepresentation and is prohibited.
3. I will treat all people and animals with respect. I will provide appropriate care for animals.
4. I will present exhibits that are safe for consumption. All food exhibits will be safe to exhibit and for judges to evaluate. Other exhibits will be safe for judges to evaluate and for exhibition.
5. All food animals that may be harvested immediately following the show shall be safe for consumers, and shall have met all withdrawal times for all medications, and be free of violative drug residue.
6. If any animal requires medical treatment while at the fair or exhibition, only the official fair veterinarian may administer the treatment. All medications that are administered shall be done according to the label instructions of the medication used.
7. My animal’s appearance or performance shall not be altered by any means, including medications, external applications and surgical procedures. Any animal that is found to have changed its appearance or its performance shall be disqualified from the show, and have penalties assessed against the exhibitor, parent and/or guardian by the management of the fair or exhibition.

8. I will follow all ownership and possession rules and, if requested, will provide the necessary documentation.
9. I will follow all livestock health requirements for this fair or exhibition, according to the state health requirements as printed in the premium book for the fair or exhibition. I will provide animal health certificates from a licensed veterinarian upon request from the management of the fair or exhibition.
10. By my entering an animal in this fair or exhibition, I am giving consent to the management of the fair or exhibition to obtain any specimens of urine, saliva, blood, or other substances from the animal to be used in testing. If the laboratory report on the analysis of any sample indicates a presence of forbidden drugs, this shall be evidence such substance has been administered to the animal either internally or externally. It is presumed that the sample tested by the laboratory to which it is sent is the one taken from the animal in question, its integrity is preserved and all procedures of said collection and preservation, transfer to the laboratory and analysis of the sample are correct and accurate and the report received from the laboratory pertains to the sample taken from the animal in question and correctly reflects the condition of the animal at the time the sample was taken, with the burden on the exhibitor, parent and/or guardian to prove otherwise.
11. I am responsible for my exhibit and I will not allow others to violate this code on my behalf. By my entering an exhibit in this fair or exhibition I will accept any disciplinary action taken by the management of the fair or exhibition for any violation of this code of ethics and any other rules of competition of the fair or exhibition without recourse against the fair or exhibition.
12. I want my exhibit to be an example of how to accept what life has to offer, both good and not so good, and how to live with and learn from the outcome.
13. I will not be involved in any illegal activities while participating in 4-H and FFA events, including but not limited to alcohol, tobacco or drug use.

Complaint Procedure

1. All complaints must be in writing and be accompanied by a \$50 fee. This fee will be refunded in the event of a founded complaint.
2. Complaint must be filed before 5 PM the day prior to the auction.
3. Complaint must be filed at the fair office on the grounds.
4. The party filing the complaint will pay any testing costs incurred.
5. The Fair Board's Complaint Committee will promptly investigate the complaint.
6. The decision of the committee is final.

Sales Department

*Brian Worden, Deb Vance, Kevin Marshall,
Brad Grandgeorge - Superintendents*

EXHIBITORS MUST WEAR APPROPRIATE ATTIRE: OFFICIAL 4-H OR FFA T-SHIRT OR WHITE BLOUSE OR SHIRT WITH THE 4-H OR FFA EMBLEM WITH DARK PANTS AND NO HATS.

Sale Rules

1. Livestock must be exhibited in the class it is entered to be eligible for sale.
2. **Livestock sale to be held at 10 a.m. Monday, July 13, 2020. Sale order is as follows: Rabbits, Beef, Meat Goats, Commercial Lambs, Sheep, Poultry & Swine.**
3. Order for sale of livestock was started at the beginning of the alphabet in 1937, then, in each of the succeeding years thereafter, 10 letters of the alphabet will be dropped each year to determine the starting place in the livestock sale. Exception: Hogs will not be sold by alphabet but by the order of their pen number.

4. Champions and reserve champions of the show must be sold at the Fair's livestock auction unless permission not to do so is granted by the Fair management.
5. Market beef must be off feed and water prior to auction by 8:00 am.
6. The market beef grand champion, reserve champion, champion rate of gain, market heifer and reserve market heifer will be sold first in beef lots and will count as one calf in the first round.
7. Each market beef exhibitor may sell one calf in the first round.
8. Sale of animals will be in the order as listed on sales sheet. Exhibitors having any preference must make arrangements with the Sales Superintendent before lists are completed.
9. Any 4-H animal offered for sale is not eligible to compete in further 4-H exhibitions. The only exception are animals eligible for the Central Iowa Showdown.
10. Market beef (heifer and steers) under 1,050 lbs. will be classed as feeder cattle and will be sold at the end of the sale.

11. When exhibitor's species of livestock is in the sale arena, then other members with that species cannot be cleaning out their stalls at that time.

12. Those selling stock at the auction shall be responsible for such stock until loaded into trucks and shall be on hand when stock is loaded or make arrangements for someone to be there.
13. All purchases of livestock must obtain a release from the Superintendent of the sale before loading.
14. Small animals will be sold at the auction.

15. Rabbit exhibitors may sell up to five lots at the sale. Example: one pen and four individuals.

16. No livestock are to be killed and dressed on fair property.

17. Sale weight of cattle will be established the day of the sale. Hogs, Sheep & Meat Goats will be sold using their weigh-in weight.

18. Exhibitors taking any animals off grounds prior to the 8:00 p.m. release on Sunday, July 12 will forfeit their livestock auction eligibility for all species.

Entries Section

Note: All entry fees include bedding.

(There will be a charge for extra bedding needed.)

Species - Entry Limit - Entry Fee:

Alpaca - 3 individuals - \$5.00 per entry

Breeding Beef - 2 per class - \$10.00 per entry

Commercial Pen - 3 to 5 per pen - \$8.00 per entry

Market Beef - 3 per individual - \$10.00 per entry

Dairy Cattle - 2 per class - \$10.00 per entry

Goats - no limit - \$5.00 per entry

Market Hogs - 1 pen of 3 - \$6.00 per entry

3 individuals - \$6.00 per entry

Purebred Breeding Gilt - 1 per individual - \$6.00 per entry

Commercial Gilt - 1 per individual - \$6.00 per entry

Breeding Sheep - 2 per class - \$5.00 per entry

Yearling Purebred Ewe - maximum 2 - \$5.00 per entry

Market Sheep - 5 individuals - \$5.00 per entry

County Market Lamb - max 2 & included in 5 individual limit - \$5.00 per entry

Pair of Ewes - 1 pair of lambs - \$5.00 per entry

Horse (halter - performance) - 1 per class - \$3.50 per entry

Horse (knowledge quiz) - 1 per class - \$3.50 per entry

Horse (versatility) - all 4 classes - 1 entry fee - \$3.50

Small Animals/Pets - 2 per class - \$2.00 per entry

Total of
6 head
max. per
exhibitor

Deadline for all 4-H & FFA entries due online through Fair Entry by June 12 at 11:59 p.m. or late fee by June 17 at 11:59 p.m.

2020 HEALTH REQUIREMENTS FOR THE EXHIBITION OF LIVESTOCK, POULTRY AND BIRDS AT THE WRIGHT COUNTY FAIR

ANY EVIDENCE OF WARTS, RINGWORM, FOOT ROT, PINK EYE, DRAINING ABSCESES OR ANY OTHER CONTAGIOUS OR INFECTIOUS CONDITION WILL ELIMINATE THE ANIMAL FROM THE SHOW.

No individual Certificate of Veterinary Inspection will be required on Iowa origin animals or poultry exhibited at County 4-H/FFA Fair, but the animals must be inspected when unloaded or shortly thereafter by an accredited veterinarian. Swine are required to be inspected either before being unloaded or before leaving a designated isolation and inspection area (prior to mixing with any other pigs). All animals moving from out of state into an Iowa county 4H/FFA fair must meet Iowa Animal and Livestock Importation requirements. Each show must have an official veterinarian.

Quarantined animals or animals from quarantined herds cannot be exhibited.

Official identification listed on a Certificate of Veterinary Inspection required for all cattle and bison of any age **coming in from out of state** used for rodeos, recreational events, shows and exhibitions.

SWINE:

All swine must originate from a herd or area not under quarantine and must be individually identified. All swine are required to have individual official identification. All 4-H and FFA tags bearing the US shield **US** are official identification tags.

Swine originating outside of Iowa. All exhibitors must present a test record and Certificate of Veterinary Inspection that indicate that each swine has had a negative test for pseudo-rabies within 30 days prior to the show (individual show regulations may have more restrictive time restrictions), regardless of the status of the herd, and that show individual official identification on test report. Electronic identification will not be considered official identification for exhibition purposes.

Swine exhibition requirements: “Swine exhibition” means an exhibit, demonstration, show, or competition involving an event on the state fairgrounds, a county fair, or other exhibition event. The sponsor of the exhibition must retain an Iowa licensed veterinarian to supervise the health of the swine at the exhibition location. The sponsor must electronically file the approved registration form and obtain approval from the state veterinarian at least 30 days before the event. The registration form includes the name of the exhibition and the address and telephone number of its location; the name, address and telephone number of the veterinarian; and the date of the planned exhibition. Sales of swine will not be allowed unless the event has been registered and received approval for the state veterinarian 30 days prior to the event.

Swine exhibition report required: The sponsor of the swine exhibition shall electronically submit to the department the approved report form within five business days after the conclusion of the exhibition. The form includes the name of the exhibition and the address and telephone number of its location; the name, address and telephone number of the veterinarian; the date that the exhibition occurred; the name, address and telephone number of the owner of the swine; and the address and telephone number of the premises from which the swine was moved after the exhibition if such premises is a different premises.

SHEEP AND GOATS:

All sexually intact sheep must have an individual Scrapie Flock of Origin identification tag (Ex. IA1234-5678) or another official Scrapie tag. All sexually intact goats must be identified with an individual Scrapie Flock of Origin identification tag (Ex. IA1234-5678) or another official Scrapie tag, or by an official tattoo registered with USDA. To register call 1-866-USDA-TAG. Wethers less than 18 months of age are

required to have an individual identification and a scrapie tag may be used, but a scrapie tag is not required.

POULTRY AND BIRDS:

All poultry exhibited must come from U.S. Pullorum-Typhoid clean or equivalent flocks, or have had a negative Pullorum-Typhoid test within 90 days of public exhibition and the test must have been performed by an authorized tester. (SEE GENERAL SECTION 1.B) **Please note: Poultry purchased from a hatchery and raised for exhibition are not exempt from Pullorum-Typhoid testing requirements.**

However, “Market Classes” of poultry consigned to a slaughter establishment are exempt from the Salmonella testing requirements. “Market Classes” of poultry must be separated from all other poultry by a distance of ten or more feet and/or an eight-foot high solid partition.

DOGS AND CATS:

All dogs and cats exhibited must have a current rabies vaccination certificate.

Accredited veterinarians must be approved to administer tuberculosis tests on Cervidae.

FARM DEER:

“Cervidae” means all animals belonging to the cervidae family, and “CWD susceptible cervidae” means whitetail deer, blacktail deer, mule deer, red deer, elk and moose. Native Iowa cervidae may be exhibited without other testing requirements when accompanied by a Certificate of Veterinary Inspection that lists individual official identification.

All Cervidae must have been part of the herd of origin for at least one year or were natural additions, or must have originated from a chronic wasting disease monitored or certified herd in which these animals have been kept for at least one year or were natural additions. Cervidae originating from a herd with a diagnosis, signs, epidemiological evidence, or area under quarantine for chronic wasting disease may not be exhibited. The following statement must appear on the Certificate of Veterinary Inspection:

- A. CWD susceptible cervidae: “All Cervidae on this certificate originate from a chronic wasting disease monitored or certified herd in which these animals have been kept for at least one year or were natural additions. There has been no diagnosis, signs, or epidemiological evidence of chronic wasting disease in this herd for the past year.
- B. Other cervidae: “All Cervidae on this certificate have been part of the herd of origin for at least one year or were natural additions to this herd. There has been no diagnosis, signs, or epidemiological evidence of chronic wasting disease in this herd for the past year.”

THE DECISION OF THE OFFICIAL SHOW VETERINARIAN WILL BE FINAL.

Junior Section Alpaca

Marty Brandt & Pete Hunter - Superintendents

EXHIBITORS MUST WEAR APPROPRIATE ATTIRE: OFFICIAL 4-H OR FFA T-SHIRT OR WHITE BLOUSE OR SHIRT WITH THE 4-H OR FFA EMBLEM WITH DARK PANTS AND HARD SOLED SHOES AND NO HATS.

Special Rules

1. **The Rules Section and Junior Livestock Section Rules listed in the fair book apply in this department.**
2. Alpacas of any color or breed may be shown.

3. No fully intact males will be allowed to be shown.
4. You may enter up to 3 animals per individual.
5. See Showmanship Rules at the end of the livestock section.
6. The Alpaca judging will be Friday, July 10 following the Goat Show.
7. Alpacas will be shown in the Obstacle Course Class and optional showmanship.

- Course will be set by superintendents.
- Alpacas will also be judged on appearance (clean, well shorn and presentable).

8. No Alpaca will be sold at the Livestock Auction.
9. Alpacas must be on the grounds before 6 p.m. Wednesday, July 8.

Purple	Blue	Red	White
\$5.00	\$4.00	\$3.00	\$2.00

Class No.

0101 Obstacle Course

Grand Champion Rosette

Beef

Don Grandgeorge - Superintendent

Brad Grandgeorge - Asst. Superintendent

Matt Schreiber - Asst. Superintendent

EXHIBITORS MUST WEAR APPROPRIATE ATTIRE: OFFICIAL 4-H OR FFA T-SHIRT OR WHITE BLOUSE OR SHIRT WITH THE 4-H OR FFA EMBLEM WITH DARK PANTS AND HARD SOLED SHOES AND NO HATS.

Special Rules

***All beef will be checked in by the official fair vet prior to unloading. A schedule will be made at a later date.**

1. The Rules Section and Junior Livestock Section Rules listed in the fair book apply in this department.

2. Individual animals must be identified as either a 4-H or FFA project. They may not be identified as both.

3. Identification sheets must be correct and complete by either Jan. 31 for Market Beef or June 1 for all other species.

4. Stalls will be assigned by beef superintendent. All animals must be housed in designated stalls or forfeit all premiums earned.

5. Substitute Showman: See Junior Livestock Section rules.

6. Painting or dyeing of beef projects will not be permitted. **Top two in each breeding or weight class will be checked. Any animal showing evidence of painting or dyeing will not be allowed to show for championship. (Including Hooves)**

7. No artificial tail heads or tail fins will be permitted.

8. Grooming chutes should be placed in grooming barn or in designated area.

9. All market beef must be weighed between 10:45 a.m. and 11:30 a.m. on Thursday, July 11, 2020. Re-weighs will not be permitted. **Cattle will be weighed on sale day, for the sale Monday at 8:30 a.m.**

10. The order of show will be posted outside the Beef barn on the bulletin board on Saturday, July 13.

11. Exhibitors will not receive their premium checks until their stalls are cleaned.

12. Any artificial means of removing or remedying physical defects of conformation in animals exhibited will be considered as fraud and deception. No unnatural means of providing an animal food, water or other fluid (i.e. stomach pump, IV) will be allowed. All animals giving

evidence of such treatment will be barred from exhibition at the Wright County Fair.

13. All fans must be fastened up in the cattle barn.

14. Livestock must stay in barns overnight.

15. West side fans blow north - east side fans flow south.

Breeding Beef Heifer**

** Proof of Registration papers must be presented at check in

1. Calves must have been born in 2019.

2. No animal purchased after June 1, 2020 can be shown.

3. Breed type, performance and potential productivity will be the basis upon which this class is judged.

4. Entries are open to purebred classes as listed. Proof of registration must be shown to Superintendent at weigh-in time. Bring to scale area.

5. A class of commercial breeding heifer is available for crossbred and non-eligible purebred heifer.

6. The breeding heifer will be judged on the basis of the purple, blue, red and white ribbon groupings.

7. There shall be no minimum number of entries per class. However, the awarding of a breed champion ribbon will be the decision of the judge.

8. All breed champions will compete along with the Champion Commercial Heifer for Grand Champion breeding heifer.

Purple	Blue	Red	White
\$7.00	\$6.00	\$5.00	\$3.00

Class No.

- 0201 Angus**
- 0202 Charolais**
- 0203 Charolais Composite**
- 0204 Chianina**
- 0205 Gelbvieh**
- 0206 Gelbvieh Balancer**
- 0207 Polled Hereford**
- 0208 Horned Herford**
- 0209 Limousin**
- 0210 Limousin Flex**
- 0211 Aberdeen**
- 0212 Full Blood**
- 0213 Moderator**
- 0214 Moderator Plus**
- 0215 Maine-Anjou**
- 0216 Maintainer**
- 0217 High Percentage**
- 0218 Mini Herefords**
- 0219 Red Angus**
- 0220 Salers**
- 0221 Shorthorn**
- 0222 Shorthorn Plus**
- 0223 Simmental**
- 0224 Foundation**
- 0225 Simbrah**
- 0226 South Devon**
- 0227 Commercial**

Grand Champion Heifer..... Trophy
 Reserve Grand Champion Heifer Trophy

0228 Wright County Breeding Beef Heifer..... Trophy
 If entry numbers warrant, this class may be subdivided.

Calves must have been born in Wright County and the exhibitors must be from Wright County to show in the above class. Proof of birth place has to be in writing before show time and approved by the superintendent.

COW/CALF PAIR

*** A division for cow/calf pairs will be available during the breeding heifer portion of the show. All cow/calf pairs regardless of breed will be shown together.**

Class No.

0635 Cow/Calf Pair

Champion Cow/Calf Pair Trophy
 Reserve Cow/Calf Pair Rosette

Market Beef

- Exhibits must be on the grounds by scheduled time of vet inspection, Thursday, July 9, 2020 unless alternate arrangements have been made with Beef Superintendent.
- No entry fee will be charged in any class that premiums are not paid.
- All market beef halter classes must be de-horned.
- All individual market beef calves must have been weighed and positively identified by January 31, 2020 to be eligible to show.
- Market beef (heifer or steers) weighing **under 1,050 lbs.** will be classified as feeder cattle. Those animals classed as feeder cattle will show in a separate feeder cattle class and will not be eligible for Grand Champion honors. *See also sales dept. rules.*
- Market steers will be shown by weight determined on Thursday, July 9. Market steers will be divided into divisions of approximately equal numbers and with approximately equal classes in each division. Champion and Reserve Champion of each division will be selected to be shown for Grand and Reserve Grand Champion.
- Market Heifer class regardless of entries will be held. The class winner shall be deemed Grand Champion Market Heifer and Reserve Champion Market Heifer and will be eligible to show for Grand Champion market beef.
- Market beef will be placed on individual merit from a market standpoint, taking into consideration quality grade, desirable type, finish, cutability and performance of the animals. Rate of gain information on each calf will be made available to the judge. Steers will qualify for purple and blue award groups only if they have had an average daily gain of 2.3 pounds per day or more from the beginning weigh date to the Wright County District Junior Fair date. Market heifer must have a minimum of 2.1 pounds per day.
- The calves will be judged on the basis of purple, blue, red and white ribbon groupings. Weight division champions and reserve champions will be awarded special ribbons.
- See Showmanship Rules at the end of the Junior Livestock Section.

Market Beef

Purple	Blue	Red	White
\$7.00	\$6.00	\$5.00	\$3.00

Class No.

0329 Market Steer

0330 County Market Beef - if entry numbers warrant, this class may be sub-divided

Rosette ribbons awarded for First and Second place.

Market Heifer

Purple	Blue	Red	White
\$7.00	\$6.00	\$5.00	\$3.00

Class No.

0331 Market Heifer

Champion Market Heifer Trophy
 Reserve Champion Market Heifer Trophy

Rate of Gain

Rate of Gain - the top ten rate of gain market calves shall receive a ribbon appropriate to their placing in the class. (No fair entry needed)

Champion Trophy

Returning Beef

Class No.

0433 Market or Breeding Beef raised from a bottle/bucket calf

A bottle/bucket calf shown in a previous Wright County Bottle/Bucket Show is eligible for this class. The returning bucket/bottle calf must have been shown and owned by the same showman the previous year in the Bucket/Bottle Calf Show.

Owner must be currently enrolled in a 4-H Beef project in Wright County.

Commercial Beef

- The commercial class cattle consisting of Pens of Three to Five will be sold at auction.
- Pens must be weighed at the Eagle Grove Coop between 10:30 a.m. and 12 noon on Thursday, July 9.
- EXHIBITORS ARE ASKED TO BE PRESENT when the Commercial pens are evaluated by a packer buyer at 8:30 a.m. on Saturday morning. This evaluation will not be the sale price but will be used to determine the winners of the commercial class contest so results can be posted during the Fair.
- The sale of the cattle will start at 10:00 a.m. Monday morning. See sale order in Sales Department Section.**
- The cattle shall be sold by pens and cannot be broken down to be sold individually.
- Calves will be scored in this class on the following basis:
 - Margin between cost price and sale price 20 points for 0 margin. For each 10¢ plus margin, add 0.1 point. For each 10¢ minus margin, deduct 0.1 point.
 - Rate-of-Gain. One point for each 0.1 pound per day gain.
 - Feed cost per 100 pounds-gain; 25 pounds for 100 pounds of gain for \$30.00 feed cost. This \$30.00 feed cost is subject to change. Subtract 0.1 point for each 10c increase in feed costs per 100 pounds gain. (The basic feed cost figure will be revised yearly, depending upon feed costs).
 - The Junior Feed Project Record..... 5 points
 - Knowledge (Interview and/or story)..... 10 points
 - Feeding arrangement..... 5 points
 - General management..... 5 points

Blue	Red	White
\$15.00	\$11.25	\$7.50

Class No.

0534 Commercial Beef

**MARKET BEEF CATTLE AUCTION
MONDAY, JULY 13, 2020**

**BUCKET/BOTTLE CALF
SUNDAY, JULY 12, 2020 • 1:00 P.M.**

*Larry Pals, Raymond Houck, Larry & Shorty Anderson,
Dana Lindvall sponsored by Wright County Farm Bureau
and the Wright County Cattlemen*

1. Exhibits must be on the grounds no later than noon on Thursday, July 9, 2020.

Bucket calves must stay in the barn until 8 p.m. on Sunday.

2. Project open to any Wright County youth who has completed kindergarten through age 12, based on birthdays as of September 15 of the previous year. Participants do not have to currently belong to a 4-H Club.

3. Any newborn or orphan calf (steer or heifer, beef or dairy) that is born between March 1 and June 1 may be shown. Animals must be identified with Farm Bureau Office by 4 p.m. June 1st. Individuals may identify up to three calves, but only one will be allowed to be exhibited at the Fair.

4. Calf must be bucket or bottle fed.

5. The show will be divided into classes based on the age of the exhibitor.

6. Each exhibitor will also be interviewed in regard to the management and care of the calf as part of the judging process. This interview will be prior to the Fair at a date and time to be announced later.

7. No premiums will be awarded. All participants will receive a participation ribbon with the top two youth in each age division receiving Outstanding Rosettes.

8. No Bucket-Bottle Calf animals will be sold at the Fair auction. However, a list of potential buyers will be available for those interested in selling their animals.

9. Bucket-Bottle Calf judging will be Sunday, July 12, 2020 at 1:00 p.m. There is no fee for this class.

Dairy

Dairy Cattle

Marty Brandt & Pete Hunter, Superintendents

**EXHIBITORS MUST WEAR APPROPRIATE ATTIRE: OFFICIAL
4-H OR FFA T-SHIRT OR WHITE BLOUSE OR SHIRT WITH
THE 4-H OR FFA EMBLEM WITH DARK PANTS AND
HARD SOLED SHOES AND NO HATS.
(OPTIONAL: ALL WHITE OUTFIT MAY BE WORN)**

***All dairy cattle will be checked in by the official fair vet prior to unloading. A schedule will be made at a later date.**

1. The Rules Section and Junior Livestock Section Rules listed in the fair book apply in this department.

2. Exhibits must be on grounds on Thursday, July 9, 2020.

3. Calves in the dairy department may be either purebred or grade and must have been born after September 1, 2019 and before March 1, 2020.

4. Heifer in the yearling class may be either purebred or grade and must have been born after September 1, 2018 and before August 30, 2019.

5. If more than five grade or purebred animals are entered in a particular class, the class will be divided into a purebred class and a grade class.

6. No entry fee will be charged in any class that premiums are not paid.

Purple	Blue	Red	White
\$6.00	\$6.00	\$4.50	\$3.00

Class No.

0701 Heifer Calf

0702 Yearling Heifer

0703 Cow in Milk

Champion Trophy

Reserve Champion Rosette

Goats

Marty Brandt & Pete Hunter, Superintendents

**EXHIBITORS MUST WEAR APPROPRIATE ATTIRE: OFFICIAL
4-H OR FFA T-SHIRT OR WHITE BLOUSE OR SHIRT WITH
THE 4-H OR FFA EMBLEM WITH DARK PANTS AND
HARD SOLED SHOES AND NO HATS.
(OPTIONAL: ALL WHITE OUTFIT MAY BE WORN)**

***All goats will be checked in by the official fair vet prior to unloading. A schedule will be made at a later date.**

1. The Rules Section and Junior Livestock Section Rules listed in the fair book apply in this department.

2. The dairy goat classes will include any breed, purebred and grade.

3. Horns:

1. Meat: Exhibitors will be required to have horns disbudded, dehorned or tipped blunt on all market goats before arrival on the fairgrounds. Removal of horns on fairgrounds is NOT permitted.

2. Dairy animals with natural horns shall not be shown.

4. Junior does are goats born after July 2019 and not in milk. If they are in milk, they must show with the senior does.

5. No limit on entries.

6. No buck goats may be shown.

7. See Showmanship Rules at the end of the livestock section.

8. The Goat Judging will be Friday, July 10 following the Dairy Cattle Show.

9. Goats may be shown in one of four categories:

1. Dairy goats
2. Mohair goats
3. Meat goats - all breeds are eligible, only wethers may be shown
4. Breeding meat goats

10. A minimum of 4 goats per category will be required or the mohair class will be combined with the dairy goat class. Meat goats will show separately.

11. All sexually intact goats must be identified with an individual *Scrapie Flock of Origin* identification tag or by an official registered tattoo.

12. In the meat goat classes all wethers must have all their milk teeth present. No adult teeth will be allowed.

13. Additional categories may be added at the discretion of the Superintendent.

14. Meat Goat Weigh-in will be on July 8 from 2:00-3:00 p.m.

15. Meat Goat weight on Weigh-in day will be used as sale weight.

16. Only Meat Goats will be allowed to be sold on sale day.

17. All goats must be on grounds by 10:00 a.m., Thursday, July 9.

Purple	Blue	Red	White
\$5.00	\$4.00	\$3.50	\$2.00

DAIRY GOAT CLASS

Class No.

- 0801 Junior Doe - Under 1 yr. - not in milk**
- 0802 Intermediate Doe - 1 yr. & under 2 yrs. - not in milk**
- 0803 Senior Doe - 2 yrs. & older - in milk
(Does in milk or that have freshened)**

MOHAIR GOAT CLASS

- 1108 Junior Doe - Born after January 1, 2020**
- 1109 Intermediate Doe - Born after July 2019 and before January 1, 2020**
- 1110 Senior Goats - Two years old or older**

MEAT GOAT CLASS

- 0904 Market wethers born after July 1, 2019**

BREEDING MEAT GOAT CLASS

- 1005 Junior Doe - Under 1 year**
- 1006 Intermediate Doe - 1 year and under 2 years**
- 1007 Senior Doe - 2 years and older**

Champion Trophy
 Reserve Champion..... Trophy
 Showmanship..... (Junior, Intermediate, Senior)

Swine

Brian Worden, Superintendent
Jeff Meyer, Stu Swanson,
Bruce Meyer - Asst. Superintendents

EXHIBITORS MUST WEAR APPROPRIATE ATTIRE: OFFICIAL 4-H OR FFA T-SHIRT OR WHITE BLOUSE OR SHIRT WITH THE 4-H OR FFA EMBLEM WITH DARK PANTS AND HARD SOLED SHOES AND NO HATS.

Rules

*All swine will be checked in by the official Fair vet prior to unloading. A schedule will be made at a later date.

1. The Rules Section and Junior Livestock Section Rules listed in the fair book apply in this department.

2. All hogs will be weighed at a time to be determined. Hogs weighing over 315 lbs. or under 225 lbs. will not be eligible for championship.

2a. There will be a separate class for over and under weight hogs.

3. All swine must be listed on ID sheets including ear notches, color description and gender by June 1, 2020. Limit to 20 head ID for County Fair.

4. All pigs must have been ear notched at birth and identified using the national ear notching system (1-3-9-27-81). Each pig entered by the individual must have a different ear notch. Any small or irregular notches will disqualify animals. All pigs must have notches in both ears. Tears or injuries to the ears that occur after entry should be documented and brought to the attention of the swine committee prior to arrival at the Fair.

5. See General Rules for health Requirements, see section 4.

6. The 2020 swine show will be a non terminal show, they will be allowed to return home. All swine returning home must be designated at time of weigh-in. The commercial gilts or purebred gilts are not allowed to go through the sale but if you choose to show a commercial gilt and do not want to take them home they will be allowed to go on the packer truck for market price. *The maximum number of

hogs shown per exhibitor is 6 but only 5 can remain to go through the auction on Monday, July 13, 2020.

7. Swine will be sold at weigh-in weight. Swine weigh-in will be at 8:30 a.m. on Friday.

- 8. A member may exhibit no more than six pigs.
 - a. Three individual market pigs
 - b. One pen of three (the pen of 3 may consist of any of the above pigs)
 - c. One Commercial Breeding Gilt (commercial gilt cannot go through the sale)
 - d. One Purebred Breeding Gilt (cannot go through sale).
- 9. There shall be no coloring agents, powder, or oil used on hogs. Hogs in violation will not be allowed to show.
- 10. Swine show order:
 - a. Showmanship - see showmanship rules at the end of the livestock section.
 - b. Commercial Breeding Gilt
 - c. Purebred Breeding Gilt
 - d. Purebred/Market Class
 - e. Individual Market Gilts (terminal Gilt)
 - f. Champion Terminal Gilt
 - g. Individual Market Barrows (terminal Barrow)
 - h. Champion Terminal Barrow
 - i. Overall Champion Terminal Swine
 - j. Individual Market Gilts (NT)
 - k. Individual Market Barrows (NT)
 - l. Pen of Three
 - m. Champion Pen of Three
 - n. Champion Gilt (NT)
 - o. Champion Barrow (NT)
 - p. Overall Champion Swine (includes Terminal Champions, NT Champions & Purebred Champions)
 - q. Novice Class (Pre-4-H) "Lil Squealers"

Individual Market Hog/Purebred Market Hog

* Must be designated at weigh-in. Terminal (sale swine) or NT Nonterminal (returning home).

*Individual will show separately this year - terminal (sale) hogs and (NT) those that return home. There will be champions for both.

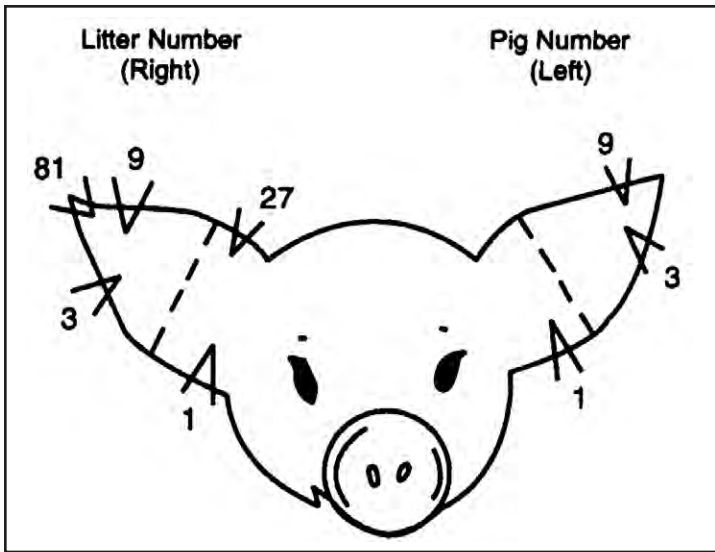
- 1. Each exhibitor may enter **three** in this class.
- 2. Must have been ID as a purebred.
- 3. Registration papers must be presented at check-in.
- 4. Classes will be determined by the committee.

Class No.

1304 Individual Market Pig

Grand Champion Market Pig..... Banner
 Reserve Grand Champion Market Pig Banner





- 1303 Purebred Market Pig**
 Grand Champion Purebred Market Pig Banner
 Reserve Grand Champion Purebred Market Pig Banner

Pen of Three

- Each exhibitor may only show **one** pen of three.
- Pens of three will be identified at weigh-in and broken down by weight groups.

Class No.

- 1305 Pen of Three Market Pigs**
 Grand Champion Pen of Three Market Pigs Banner
 Reserve Grand Champion Pen of Three Market Pigs Banner

Commercial Breeding Gilt

- Each exhibitor may only show one.

Class No.

- 1201 Commercial Gilt**
 Grand Champion Commercial Gilt Banner
 Reserve Grand Champion Commercial Gilt Banner

Purebred Breeding Gilt

- 1202 Purebred Breeding Gilt**
 Each exhibitor may only show one.
 Grand Champion Purebred Gilt Banner
 Reserve Grand Champion Purebred Gilt Banner

Swine Premiums

Purple	Blue	Red	White
\$5.00	\$4.00	\$3.00	\$2.00

Lil' Squealers Showmanship Class

- This class is open to anyone preschool through 3rd grade.
- Must have turned 4 years old prior to January 1, 2020.
- This class will be held 1 hour after swine show.
- Swine will be furnished for this class or you can line up a pig at the show to use; no need to bring your own pigs.
- No entry fee is required, ribbon will be given but no premium will be awarded.
- Classes will be broke by age depending upon exhibitors.
- Must wear jeans and hard soled shoes.

Wright County Lil' Squealers Showmanship Class

(complete and turn into the Fair Office -
PO Box 125 - by June 26, 2020)

Exhibitor Name _____

Parents Name _____

Address _____

Telephone Number _____

Current Age _____ T-Shirt Size: Youth _____

Child's Birthdate _____ Adult _____

If borrowing a pig from a 2020 exhibitor, the name of exhibitor _____

Sheep

Raechel Spangler & Marty Brandt, Superintendents

EXHIBITORS MUST WEAR APPROPRIATE ATTIRE: OFFICIAL 4-H OR FFA T-SHIRT OR WHITE BLOUSE OR SHIRT WITH THE 4-H OR FFA EMBLEM WITH DARK PANTS AND HARD SOLED SHOES AND NO HATS.

***All sheep will be checked in by the official fair vet prior to unloading. A schedule will be made at a later date.**

1. The Rules Section and Junior Livestock Section Rules listed in the fair book apply in this department.

2. Weigh-in will be between 2:00 and 3:00 p.m. on Wednesday, July 8. **Weigh-in weight will be sale weight.**

3. All sheep must have been tagged and market lambs weighed on or before May 15 of this year with record on file at the Extension Office by that date. All weights must be on file with your Extension Office by May 15.

4. Identification number of the lambs being sold must be turned into the Extension Office or Superintendent during weigh-in. Numbers not turned in will be considered not for sale.

5. Market lambs can be either ewes or wethers. No buck lambs will be weighed in.

6. All lambs must be docked and market lambs must be docked and castrated.

7. All purebred and market lambs should be clipped over the entire body, except wool breeds. All market lambs must be slick shorn.

8. It is recommended that lambs not be blocked for the Wright County District Junior Fair. This is the same rule that applies at the Iowa State Fair.

9. Lambs shown in the purebred division cannot be shown in market division and vice versa.

10. No entry fee will be charged in any class that premiums are not paid.

11. The exhibitor must designate individual lambs before time of weigh-in at Fair. The Rate-of-Gain lamb must be an individual market lamb.

12. Lambs shown must have lambs teeth.

13. Exhibitors are expected to care for their lambs in an acceptable manner. **NO MUZZLES OF ANY TYPE ARE ALLOWED!** Any abusive care including slapping or excessive modification of lambs will be grounds for disqualification at the discretion of the show officials.

14. There will be no coloring agent or paint used on any animal. All animals giving evidence of being colored will be barred from exhibition.

15. No artificial alternations or stimulants of any kind may be applied or administered to animals (icing, electric shock, alcohol/formaldehyde baths, etc.). All animals showing evidence of such treatment will be barred from exhibition.

16. Any artificial means of removing or remedying physical defects of conformation in animals exhibited will be considered as fraud and deception. No unnatural means of providing animal feed, water, or other fluids (i.e. stomach pump, IV) will be allowed. All animals giving evidence of such treatment will be barred from exhibition.

17. No drugs or medications of any kind may be administered except by the order of the official Fair veterinarian. All animals are subject to drug testing. All animals giving evidence of being medicated without prior approval will be barred from exhibition.

18. All sexually intact animals must have scrapie flock identification tags in ear to exhibit.

Commercial Ewe

1. An exhibitor may enter a maximum of two commercial ewe lambs.
2. Commercial ewes do not need to be weighed or tattooed, but need to be identified on the Livestock Identification sheet with a tag.
3. All commercial ewes must have been dropped after January 1 of the current year.

Purple	Blue	Red	White
\$5.00	\$4.00	\$3.00	\$2.00

Class No.

1401 Commercial Ewe Lamb

Grand Champion Purple Rossette
Reserve Grand Champion Pink Rossette

Pair of Ewes

A pair of ewes - may be either 2 ewe lambs, 2 yearling ewes or a yearling and a lamb. Registration papers will not be required at the County Fair for this class, but the ewes must be identified on the Livestock ID to be eligible.

A pair of ewes cannot be shown in a market or a carcass class. However a ewe may be shown in any breeding class.

Class No.

1502 Pair of Ewes

Grand Champion Purple Rossette
Reserve Grand Champion Pink Rossette

Registered Ewe Lambs **

** Registration papers will be presented at the Extension Office at check in.

1. An exhibitor may enter a maximum of two registered ewe lambs.
2. All breed shown in 1603 must be registered and lambs must have been dropped after January 1 of the current year.

Purple	Blue	Red	White
\$5.00	\$4.00	\$3.00	\$2.00

Class No.

1603 Ewe Lamb

Grand Champion Purple Rossette
Reserve Grand Champion Pink Rossette
Supreme Champion Ewe Trophy
Reserve Supreme Champion Ewe Trophy

Ram Lamb Commercial or Ram Lamb Purebred

1. An exhibitor may enter a maximum of two ram lambs.
2. All ram lambs must have been dropped after January 1 of the current year.
3. Commercial and Purebred Ram Lambs will be shown together in this class.

Class No.

1704 Ram Lamb

Grand Champion Trophy
Reserve Grand Champion Pink Rossette

Market Lamb

Any Breed

1. Lambs in this class may be either grade or purebred and must have lambs teeth.
2. Only ewes and wethers can be shown in this class. NO ram lambs.
3. If there are too many entries in any class, the superintendent may divide class by weight.
4. Rate-of-gain information on each market lamb will be made available to the judge.
5. An exhibitor may enter no more than five market lambs.
6. See Showmanship Rules at the end of the livestock section.

7. Market ewes cannot be shown in a pair of ewes.

Purple	Blue	Red	White
\$5.00	\$4.00	\$3.00	\$2.00

Class No.

1805 Individual Market Lamb

Grand Champion Trophy
Reserve Grand Champion Pink Rossette

Rate-of-Gain - The top ten Rate of Gain market lambs shall receive a ribbon appropriate to their placing. Champion will receive a trophy. In case of a tie, placing goes to heaviest lamb. (No fair entry needed.)

Grand Champion Trophy
Reserve Grand Champion Pink Rossette

County Champion Market Lamb

1. Lambs in this class may be either grade or purebred and must have lambs teeth.
2. Lamb must be born and raised in Wright County and be shown by a Wright County participant who lives in Wright County. Only ewes and wethers can be shown in this class, no ram lambs.
3. Rate-of-gain information on each market lamb will be made available to the judge.
4. An exhibitor may enter no more than two market lambs in this class. These lambs will be included in the five market lamb limit.
5. These lambs will not be shown in both the Market Lamb class and the County Market Lamb class but Champions will be eligible to compete for Grand Champion Market Lamb and Reserve Champion Market Lamb.
6. If there are too many entries in this class, the Superintendent may divide class by weight.

Class No.

1807 County Champion Market Lamb

Grand Champion Trophy
Reserve Grand Champion Pink Rossette

Yearling Commercial Ewe or Yearling Purebred Ewe

1. Yearling ewes must be born between September 1, 2016 and December 31, 2018.
2. Birth date, ear tag number and/or registry number of each purebred ewe or Commercial ewe must be given on the Livestock Identification Report. Association tags must be in ears of sheep before arrival at Fairgrounds.
3. Certificate of Registry must correspond with association tag in ear and be presented at check-in to be eligible to show.
4. Each exhibitor may show a maximum of two yearling ewes.

Purple	Blue	Red	White
\$5.00	\$4.00	\$3.00	\$2.00

Class No.

2009 Yearling Ewe

Grand Champion Purple Rossette
Reserve Grand Champion Pink Rossette

Novice Lamb Class

This project is open to anyone who has completed Kindergarten during the 2019-2020 school year to anyone completing the 3rd grade during the same year.

Ewes or weather lambs must have lambs teeth.

Lambs will be shown directly following the sheep show. All lambs must be available at check-in Wednesday, but do not need to be weighed. Lambs must be clipped within 30 days preceding the Wright County Fair. **Check out will correspond with other classes at 8:00 p.m. on Sunday.**

All entries will be paraded in the show ring. All contestants will receive ribbons. Lambs may be shown with halters and shortened lead ropes. Each participant will visit with the judge about the lamb they are showing.

The lambs do not need to be owned by the person showing them. There will be two classes: costume and showmanship. Exhibitors are eligible to enter both classes.

No entry fee is required. No premiums will be given. Entry forms must be received by the Fair Secretary by 4 p.m. June 26.

Wright County Novice Lamb Class

(complete and turn into the Fair Office -
PO Box 125 - by **June 26, 2020**)

Exhibitor Name _____

Parents Name _____

Email Address _____

Telephone Number _____

Grade completed in 2019-2020 school year _____

Is lamb also a 4-H or FFA project? _____

If so, list the name of the 4-H or FFA member _____



Horse & Pony

Allison Whaley, Superintendent
Wendy Brandt, Asst. Superintendent

**DRESS CODE MUST BE ADHERED TO: DARK BLUE JEANS,
SOLID COLOR LONG SLEEVED SHIRT WITH
4-H ARMBAND ON LEFT ARM OR 4-H EMBLEM
OR FFA OFFICIAL DRESS AND BOOTS.**

1. **The Rules Section and Junior Livestock Section Rules listed in the fair book apply in this department.**
2. Entries for each class must be made in online Fair Entry program by 11:59 p.m. on June 17, 2020.
3. Read the General Rules in the Fair book, but rules and regulations for 4-H Equine Shows in Iowa 4H511C Revised Oct. 2015 take precedent. Hyperlink to rulebook: <https://store.extension.iastate.edu/FileDownload.ashx?FileID=3624>
4. **Exhibitors:** Each exhibitor (or their parent) must confirm his/her class entries by 8:30 a.m. Wednesday, July 8.
5. The arena will be open for warm up 7:30 a.m. - 8:30 a.m.
6. Each exhibitor must attend the exhibitor meeting at 8:30 a.m.
7. In this department, juniors are grades 4-7, 8th grade and above are seniors except in Showmanship.
8. If there is a question as to the age of the horse or class it should be entered in, check with the horse project leader.
9. A horse may be entered in either Ranch Horse Pleasure or Western Pleasure, but not both.
10. Tack optional means Western tack or English tack may be used.
11. Show order: Showmanship; Halter; English; W/T; Western Pleasure/Horsemanship; Discipline Rail; Trail; Obstacle Driving; Ranch Pleasure/Riding; Egg & Spoon; Pole Bending; Barrel Race; Flag Race; Keyhole Race; Driving; Costume; Pre-4-H'er Classes.
12. **Immediate family members (siblings/step-siblings) can co-identify the same horse(s). Each horse must still be ID'ed in 4-H online under each sibling/4-H member.**
13. See AQHA rulebook for examples of Ranch Riding Patterns.
14. **NEW FOR 2020! Knowledge Quiz** is a written test on all things horses and open to all 4-H and FFA members. Horse ownership is not required. Quiz will be taken at 8:00 a.m. and conclude prior to the exhibitor meeting at 8:30 a.m. A Champion and Reserve Champion Knowledge Quiz will be awarded in each division.
15. **NEW FOR 2020! Versatility** There are four class components in Versatility. Showmanship, Horsemanship, Trail and Barrels with one fair entry fee. One horse/rider combination must show **in each class**, English or Western tack are acceptable, and all ages will compete together. A Champion and Reserve Champion Versatility will be awarded.
 - There is **NO Change** in the rule that horse is either ID'ed as **4-H or FFA. NOT both.**
 - Siblings must both be in 4-H to ID the same horse**
 - The same horse will only be allowed to show in a class once. For example, a 5th grade 4-H'er cannot show a horse in barrels and an 8th grade sibling shows the same horse in barrels. However, the other sibling could show the same horse in pole bending for example.**
 - Each member will still be allowed to ID a maximum of 5 horses, of these 5 a maximum of 2 may be leased - halter horses are NOT allowed to be leased, they must be owned.**

RULE: ASTM/SEI approved equestrian helmets must be worn for mounted classes. No exceptions and no bicycle helmets.

Knowledge Quiz

Purple	Blue	Red	White
\$4.00	\$3.00	\$2.00	\$1.00

Class No.

2101 Knowledge Quiz - Senior

2102 Knowledge Quiz - Junior

Champion..... Rosette

Reserve Champion..... Rosette

Halter & Performance

Purple	Blue	Red	White
\$4.00	\$3.00	\$2.00	\$1.00

Class No.

2203 Showmanship - Senior

2204 Showmanship - Intermediate

2205 Showmanship - Junior

2206 Showmanship - Versatility (all grades)

2307 Weanlings & Yearlings - Halter (foaled in 2019 and 2020)

2308 Two and Three Year Old - Halter (foaled in 2017 and 2018)

2309 Four Year Old and Older - (56" and under)

2310 Four Year Old and Older - (over 56")

2311 English Pleasure (all grades)

2312 English Equitation (all grades)

2313 Walk Trot - Senior (tack optional)

2314 Walk Trot - Junior (tack optional)

2315 Western Pleasure - Senior

2316 Western Pleasure - Junior

2317 Western Horsemanship - Senior

2318 Western Horsemanship - Junior

2319 Horsemanship - Versatility (all grades)

2320 Discipline Rail - Senior (tack optional)

2321 Discipline Rail - Junior (tack optional)

2322 Trail - Senior

2323 Trail - Junior

2324 Trail - Versatility (all grades)

2325 Obstacle Driving (all grades)

2326 Ranch Horse Pleasure - Senior

2327 Ranch Horse Pleasure- Junior

2328 Ranch Riding - (all grades)

2329 Egg & Spoon - Senior

2330 Egg & Spoon - Junior

2331 Pole Bending - Senior

2332 Pole Bending - Junior

2333 Barrel Racing - Senior

2334 Barrel Racing - Junior

2335 Barrel Racing - Versatility (all grades)

2336 Flag Race - Senior

2337 Flag Race - Junior

2338 Keyhole Race - Senior

2339 Keyhole Race - Junior

2340 Driving Pleasure (all grades)

2341 Costume Class (all grades)

Pre 4-H'ers Classes - Walk-Trot Pleasure Class & Barrels will follow after 4-H & FFA Show. Please register on Wednesday morning during the 4-H & FFA Show prior to the games at the announcer's stand.

Poultry

Rodney Legleiter & Kevin Marshall, Superintendents

EXHIBITORS MUST WEAR APPROPRIATE ATTIRE: OFFICIAL 4-H OR FFA T-SHIRT OR WHITE BLOUSE OR SHIRT WITH THE 4-H OR FFA EMBLEM WITH DARK PANTS AND NO HATS.

1. The Rules Section and Junior Livestock Section Rules listed in the fair book apply in this department.

2. Pullorum testing must be done prior to the fair.

3. There will be a mandatory health check-in for poultry on Wednesday, July 8 from 1:00 p.m. to 2:30 p.m. Note: You must check-in before you will be able to exhibit your poultry in the show and must be in place by 2:30 p.m.

4. All exhibitors must keep their sections in pens and under their cages clean during the Fair.

5. Cages will be provided for each exhibitor. Exhibitors will need to provide their own watering and feeding pans as well as locks on the latches.

6. No more than two entries per class.

7. Any poultry that are to be sold must be identified to the Extension Office or Superintendent immediately following the show.

8. All poultry exhibited must have had a negative Pullorum-Typhoid test within 90 days of public exhibition and the test must have been performed by an authorized tester.

9. All poultry must be checked out with Superintendents after the sale on Monday, July 13.

10. An entry shall consist of birds from chick, duck, geese, or turkey growing projects.

11. Entries will be judged on the basis of uniformity, development and evidence of production (handling qualities, pigmentation and molt.)

12. An individual chicken may be shown from the pen of three if entered as such.

13. Pullorum - Typhoid test - is needed.

Purple	Blue	Red	White
\$3.00	\$2.00	\$1.50	\$1.00

Class No.

2401 Layer Chickens - (Pen of Three)-(3 Hens)

2402 Broiler Chicken (Pen of Three)-(Same Sex)

2403 Ducks (Pen of Three)-(Same Sex)

2404 Geese (Pen of Three)-(Same Sex)

2405 Turkeys (Pen of Two)

2406 Turkey - Individual (cannot be from pen of two)

2407 Bantam (Pen of Three)-(2 Hens & 1 Rooster)

2408 Bantam - Individual

2409 Standard Breed - Individual

2410 All Other Birds and Breeds - Individual

Grand Champion Trophy
 Reserve Champion.....Rosette Ribbon

Rabbits

*Angela Charlson, Superintendent &
 Allison Whaley, Assistant Superintendent*

**EXHIBITORS MUST WEAR APPROPRIATE ATTIRE: OFFICIAL
 4-H OR FFA T-SHIRT OR WHITE BLOUSE OR SHIRT WITH
 THE 4-H OR FFA EMBLEM WITH DARK PANTS AND NO HATS.**

1. The Rules Section and Junior Livestock Section Rules listed in the fair book apply in this department.
2. There will be a mandatory health check-in for rabbits on Thursday, July 9 from 6:30 to 8:30 a.m. in the rabbit building. Note: You must check-in before you will be able to exhibit your rabbits in the show and must be in place by 8:30 a.m.
3. Exhibitors must be present when their animals are judged and must be dressed appropriately as described in Rule No. 5 under the Showmanship Department at the end of the Livestock section.
4. All exhibitors must keep their sections in pens and under their cages clean during the Fair.
5. Cages will be provided for each exhibitor. Exhibitors will need to provide their own watering and feeding pans as well as locks on the latches.
6. No more than two entries per class.
7. The Pen of Three class may be bucks and does or a combination of each.
8. The Pen of Three class consists of three rabbits, **3-1/2 to 5-1/2 pounds each and under 69 days of age.**
9. Any small animals that are to be sold must be identified to the Extension Office or Superintendent immediately following the show.
10. All rabbits must be checked out with Superintendent after the sale on Monday, July 13.
11. A single fryer shall not be over 10 weeks of age and weigh a minimum of 3-1/2 pounds and a maximum weight of 5-1/2 pounds.
12. Pen of Three & Single Fryers will be weighed at the mandatory check-in on Thursday, July 9.
13. Exhibitors are required to put their own rabbits on the table.

14. All rabbits must be tattooed with a legible tattoo in left ear.

15. Breed weights will follow A.R.B.A. breed standards.
16. Animals will be judged by breed in the Commercial 6 Class and 4 Class. If less than 5 in a breed they will be grouped together in an A.O.B. Class.

17. Exhibitors may sell up to five lots at the sale. Example: one pen and four individuals.

Purple	Blue	Red	White
\$3.00	\$2.00	\$1.50	\$1.00

6 Class Commercial Rabbits

Class No.

- 2501 Senior Buck (over 8 mo.)**
- 2502 Intermediate Buck (6-8 mo.)**
- 2503 Junior Buck (under 6 mo.)**
- 2504 Senior Doe (over 8 mo.)**
- 2505 Intermediate Doe (6-8 mo.)**
- 2506 Junior Doe (under 6 mo.)**

Meat Class

- 2507 Single Fryer**
- 2508 Pen of Three**

Grand Champion Pen of Three Trophy
 Reserve Grand Champion Pen of Three Trophy
 Grand Champion Trophy
 Reserve Champion..... Trophy

4 Class Rabbits

Purple	Blue	Red	White
\$3.00	\$2.00	\$1.50	\$1.00

Class No.

- 2609 Senior Buck (over 6 mo.)**
- 2610 Junior Buck (under 6 mo.)**
- 2611 Senior Doe (over 6 mo.)**
- 2612 Junior Doe (under 6 mo.)**

Grand Champion Trophy
 Reserve Champion..... Trophy
 Showmanship (Junior-Intermediate-Senior)

Pets

Extension Staff

**EXHIBITORS MUST WEAR APPROPRIATE ATTIRE: OFFICIAL
 4-H OR FFA T-SHIRT OR WHITE BLOUSE OR SHIRT WITH THE
 4-H OR FFA EMBLEM WITH DARK PANTS AND NO HATS.**

1. The Rules Section and Junior Livestock Section Rules listed in the fair book apply in this department.
2. Online entries are due by June 17, 2020 at 11:59 p.m., and must have ID papers turned in by June 1, 2020.
3. To be eligible for the small pet show, the member may not have exhibited the pet in any other department of the Fair this year.
4. All pet show paperwork must be turned in to the Extension Office on the fairgrounds by 3:00 p.m. Thursday, July 9. Judging will start at 5:00 p.m. on Friday, July 10.
5. All pets should come on a leash, in a box, a cage or a bowl.
6. All exhibitors must be responsible for their pet.
7. NO WILD ANIMALS. It is illegal under Iowa law to capture or keep any game animal, fur animal or game birds.
8. An exhibitor is limited to entering two pets in each class.
9. Cats and dogs three months and older must have a current official rabies certification given by a veterinarian.
10. Health certificates may be secured on Friday of the Fair or at the vet clinic prior to the Fair.
11. Pets include cats, gerbils, guinea pigs, hamsters, mice, fish, turtles, birds, dogs (not 4-H dog training program) and other small pets.
12. Pets will be released immediately after the show. Pets in this class will be judged on appearance, health and member's knowledge of caring, handling and feeding of the pet.

Purple	Blue	Red	White
\$2.00	\$2.00	\$1.50	\$1.00

Class No.

- 2701 Pets**

Showmanship

1. The Rules Section and Junior Livestock Section Rules listed in the fair book apply in this department.

The animals brought into the ring must be the property of the entrant and will be judged in another livestock class at this fair.

NOTE: In judging, fitting and showmanship, types should not be considered, except as it may affect the way an animal should be fitted and shown. Showmanship awards will be judged according to the following score card:

2. a. Appearance of animal 35 points
- b. Presenting animal in ring..... 50 points
- c. Appearance & merit of exhibitor..... 15 points
- Total 100 points

3. Senior (9th grade and above), Intermediate (7th and 8th grade), Junior (6th grade and below) showmanship classes will be held in the beef, swine, dairy, goat, rabbit, horse, poultry, sheep and alpaca classes. Grade levels are as of January 1 of the current year.

4. All livestock exhibitors are eligible to participate in showmanship. Exhibitors will not be required to sign up for showmanship, but must report to the show arena at the appropriate time. There is no entry fee and no premiums will be awarded, however, each participant will receive a prize.

5. Exhibitors may win only once in each class and may only compete in their respective age group.

6. Exhibitors must wear appropriate attire. 4-H: Official 4-H T-shirt or white blouse or shirt with the 4-H emblem with dark pants. Optional all white outfit may be worn for dairy & goats FFA: Official FFA T-shirt with dark pants. Beef & Dairy exhibitors must wear hard soled shoes and no hats.

Beef	Rabbit	Dairy	Horse
Swine	Poultry	Sheep	Goats

Champion Jr./Int./Sr. Showman.....	TBA
Special Mention Jr./Int./Sr. Showman.....	Gold Ribbon
Participation.....	Green Ribbon

Herdsmanship Department

Exhibitors of livestock are expected to maintain their quarters as orderly as possible, and must keep that part of the building occupied by them neat and attractive in appearance at all times. Herdsmanship judging will be conducted Thursday noon - Sunday by a select committee. Clubs will be scored each day. Each club's score will be tallied Sunday evening and winners will be announced at the Livestock Auction on Monday.

All chapters/clubs with Beef, Sheep, Goats, and/or Swine entries will automatically be entered and judged. Scores will be based on cleanliness of alleys, cleanliness of stalls & pens, appearance of animals and attendant on duty.

1st place chapters/clubs in each species will have the right to select their stalls for the 2021 Wright County Fair and will also be awarded a \$30 cash prize for their club.

2nd place club will receive a \$20 cash prize.

3rd place club will receive a \$10 cash prize.

Wright County District Junior Fair Queen Contest 2020

Julie Schreiber, Superintendent
Jenny Kreitlow, Committee Member

The official entry form can be found on the Wright County Fair web page.

1. The Wright County Fair Queen and Princess will have responsibilities throughout the entire Wright County Fair July 8-13. Contestants must be able to attend the entire fair.

2. All contestants will be expected to participate in the fair parade on Wednesday, July 8 which precedes the coronation on the James R. Johnson Stage.

3. The Wright County Fair Queen will be a guest of the Iowa State Fair, Tuesday, August 11 through the time of the State Fair Queen Coronation, Saturday, August 15. Contestants must be able to attend this commitment. It is the responsibility of the queen to make travel arrangements to Des Moines, however expenses for the experience are paid by the Fair Board.

4. Each contestant must be at least 16 years of age and not more than 21 years of age on Thursday, August 13, 2020 (the first day of the 2020 Iowa State Fair).

5. Contestants must never have been married or have had children.

6. Contestants must reside in Wright County or in an adjoining county if the majority of her activities are in Wright County.

7. Each contestant must be an active member of at least one worthwhile organization in her community, e.g. church groups, Girl Scouts, 4-H, FFA, etc. Eligibility is not limited to 4-H or FFA membership.

8. No professional model is eligible for the Wright County Fair pageant.

9. Contestants will be selected by a panel of judges on Wednesday, July 8 beginning at 3:30 p.m.

10. The judges will select the royalty based on:

- a. Personality, Attitude, Appearance, and Awareness
- b. Leadership and Citizenship – Contribution to Community
- c. Overall Appearance, Charm and Poise

11. The judges will view each contestant in fair attire, and an evening dress.

12. Additional stipulations by the Iowa State Fair apply should the Wright County Fair Queen be crowned Iowa State Fair Queen. See the Iowa State Fair rules at www.iowastatefair.org

4-H Exhibit Building Extension Personnel

Kelly Grandgeorge, Office Manager
Abby Stanek, Youth Program Specialist

4-H Exhibit Building & Iowa State Fair General Rules

***NEW THIS YEAR!! You can pre-enter your static exhibits on <http://wrightcountya.fairentry.com>. This year you don't have to pre-enter your exhibits, but if you don't you will enter them in Fair Entry at check-in at judging day Tuesday, July 7. We will have computers and staff there to help you enter them. This includes State Exhibits, Photography Challenge Classes & Food & Nutrition Challenge Class.**

NOTE: Exhibits which do not comply with size guidelines, copyright and safety procedures will not be accepted for entry, evaluation or display at the Iowa State Fair.

Exhibitors will comply with all general rules and regulations.

1. 4-H'ers who have completed 4th grade through 12th grade (or that equivalent) are eligible to exhibit at the Wright County Fair. Exception: Group exhibits from an entire club may include 4th grade members.

2. Eligible exhibits are an outgrowth of work done as a planned part of the 4-H'ers participation in 4-H projects or programs during the current 4-H year. Exhibits can be done by an individual or group and may represent all or part of the learning in the project or program.

3. Exhibitors in 4-H classes are not eligible to exhibit in a similar department of the FFA divisions or vice-versa.

4. Exhibits previously entered in an FFA Ag Science Fair or any other FFA event or competition may not be entered in any 4-H exhibit class.

5. Exhibits that do not comply with the class description, size guidelines, copyright restrictions, safety and approved methods will be disqualified and not put on public display.

6. If the exhibitor chooses a display to illustrate what was learned:

- Posters may not exceed 24"x36" in size.
- Chart boards, graph boards, project presentation boards, model displays, etc., may not exceed 48" x 48" in size. Maximum size is determined by measuring the flat (unfolded) dimensions.
- Display boxes may not exceed 28" x 22" in height or width and 12" in depth.

7. Endangered and threatened plants and animals (includes insects), or songbird feathers and nest may NOT be used in any exhibit. Game animals legally taken are acceptable. Live specimens of noxious weeds or invasive species are NOT permitted in any exhibit. Dried specimens are acceptable to use in exhibits.

- Family and Consumer Sciences, Fashion Revue, Clothing Selection, Challenge Class, Creative Arts, Animals Agriculture and Natural Resources, Personal Development, Science, Engineering and Technology exhibits will be rated blue, red or white and will receive premiums as follows:

State Fair	Blue	Red	White
\$3.00	\$2.00	\$1.50	\$1.00

- Pride of Iowa, Educational Presentation, Working Exhibits and Share-the-Fun: (The premiums stated for a Share-the-Fun entry is for the entire group of participants.)

Blue	Red	White	State Fair/Clay Co.
\$5.00	\$3.75	\$2.50	\$3.00

- Horticulture Exhibits will receive premium as follows:

Blue	Red	White
\$2.00	\$1.50	\$1.00

- (The State Fair premium recognition is paid from the Trophy Fund.)

8. Copyrighted materials and designs may not be used in an exhibit that is presented as original work by the exhibitor. Exhibitors must include permission from the copyright holder/owner when using copyrighted materials. Exhibitors must give proper credit to the original source of all materials/designs used in exhibits. (See also special rules for Visual Arts and general copyright information for 4-H'ers.)

9. The 4-H'ers goal and applicable exhibit standards will form the basis of the evaluation process. Evaluation criteria will include demonstrated learning, workmanship and techniques, and general appearance and design. Refer to exhibit class evaluation rubrics for detailed evaluation criteria in each class. Rubrics are located on each 4-H project page at <http://www.extension.iastate.edu/4h/exhibit-tip-sheets>

10. A written explanation, audio recording, or video recording is to be included as part of each exhibit. The exhibitor should respond briefly to the following questions about the exhibit:

- What did you plan to learn or do? (What was your exhibit goal(s)?)
- What steps did you take to learn or do this?
- What were the most important things you learned?

***Check for additional requirements in exhibit classes for food and nutrition, photography, and visual art classes.

11. All Judges' decisions are final.

12. Each item in an exhibit must be securely labeled, including the name of the county, class number, and exhibitor's name.

13. All exhibits are to be labeled only with the official entry tag. The main item of each exhibit must have the entry tag securely and prominently attached, additional separate pieces of the exhibit must carry the class number and name of exhibitor. Labels should be placed on the back of posters and photos. Entry tags must be completely filled out as follows:

- Class number (i.e. 750, 760)
- Department (i.e. Visual Art, Clothing)
- Description (i.e. Clay pot, dress)
- Grade just completed
- Yrs. in project (i.e. 1, 4, 6)
 - Name (i.e. Chris Clover)
- Club Name (i.e. Clover Cadets)

14. Achievement Shows will not be required. Clubs are strongly encouraged to have an Achievement Show, however.

15. The management will not be responsible for loss or damage of exhibits. **Exhibits are not released until 6:00 p.m. Sunday, July 12.**

Those exhibits selected for the Iowa State Fair:

- Must be 4-H'ers who have completed 5th grade through 12th grade (or that equivalent).
- Exhibits will be transported to the State Fair. If an exhibit exceeds a certain weight or size, the Extension staff has the authority to decide whether they can transport the exhibit. The 4-H exhibitor would be responsible to transport large or heavy exhibits to the State Fair.
- Due to security, 4-H'ers are discouraged from sending items that have special meaning and historical value as the exhibit or part of



GOAL SHEET EXAMPLE

NAME _____

CLUB _____

NUMBER OF YEARS IN PROJECT AREA _____

CLASS NO _____ CLASS NAME _____

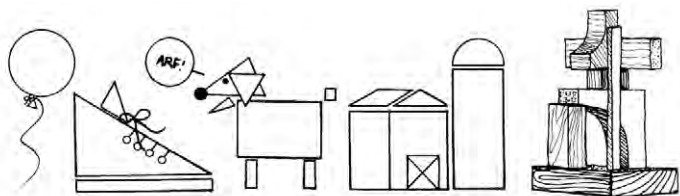
- What did you plan to learn or do? (What was your exhibit goal(s)?)
- What steps did you take to learn or do this? (Be sure to include cost in your steps)
- What were the most important things you learned?

*Design Elements and Principles are strongly suggested in 630 Visual Arts, 720 Clothing & Fashion, 760 Home Improvement, and 770 Sewing & Needle Work. The written description of the exhibit must identify the design element(s) and/or art principle(s) used in this particular exhibit and how it is used. (Example: "I used the primary colors red, blue, and yellow to emphasize the geometric shapes" not just "the element I used was color".....) See pages 20-21 for more information.

Your goals can be in any format - example: handwritten, computer, audio recording or video recording.

***Check for additional requirements in exhibit classes for food and nutrition, photography, and visual arts.

an exhibit. The Iowa State Fair and Iowa State University Extension will use diligence to insure the safety of articles entered for exhibition after their arrival and placement. However, they will not be responsible for damage or loss by fire, theft, etc.



- When limited by exhibit space and size and nature of the exhibit, the department superintendents reserve the right to rotate exhibits for display. Exhibit displays should be in proportion to the main item or idea being displayed.

Beginning on this page are some helpful tips on design elements and art principals.

For more information see full details in Design Exploring the Elements & Principles 4-H 634 March 2000.

Elements of Design

A design is a visual plan you can use to create your 4-H project. Everything you see is a design. When you describe something you see, you use words that tell about the lines, shapes, colors, textures, and spaces. **Line, shape, color, texture, and space are the basic elements of design.**

Line

Lines can be horizontal, vertical, dotted, zig zag, curved, straight, diagonal, bold, or fine. Lines can show direction, lead the eye, outline an object, divide a space, and communicate a feeling or mood.

Shapes

Shapes are made by connecting lines. Circle, square, triangle, and freeform are words used to identify shapes. Look at the objects around you, and describe their basic shapes. Are they one shape, or are they a combination of many shapes? After doing this several times, you will understand what shape really is. Line creates two dimensional or flat shapes. When shapes are three dimensional, we call them forms. Circles are shapes; a ball is a form. Squares are shapes, but cubes are three dimensional and called forms. A sculpture is a three dimensional form.


Color

Color is described with the words hue, value, and intensity. Hue refers to the name of the color – red or blue, for example. Value tells the lightness or darkness of a hue. Intensity refers to the brightness or dullness of a hue. You can use a color wheel and learn how colors work together in the publication, 4-H 633 Color.



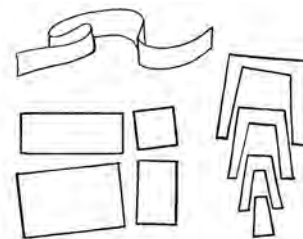
Texture

Texture is the surface quality of an item. It's how something feels when touched, or looks like it would feel if touched. Sandpaper is rough. Velvet is smooth. A drawing of a tree stump could show rough outer bark and a smooth inner surface. Search for ways to add texture to your projects. Texture adds variety and interest.



Space

Space refers to the area that a shape or form occupies. It also refers to the background against which we see the shape or form. Space can be defined as positive or negative. The positive space of a design is the filled space in the design – often it is the shapes that make up the design. Negative space is the background. The negative space in design is as important as the positive area.



Principles of Design


Some combinations of design elements (line, shape, color, texture, and space) work better than others. Here are some guidelines to help you understand why some combinations work and others do not work as well. These guidelines – **rhythm, proportion, emphasis, balance, and unity** – are the principles of design.

Rhythm

You have felt rhythm in music. Rhythm is also a part of things you see. It allows the eye to move from one part of a design to another part.

Rhythm can be created by:

- Repeating a color, shape, texture, line or space when designing.
- Varying the size of objects, shapes, or lines in sequence (small or large).
- Using a progression of colors from tints to shades (light blue to dark blue).
- Shifting from one hue to a neighboring hue (yellow to yellow-orange to orange to red-orange to red).



Proportion

Proportion refers to the relationship between one part of a design and another part or to the whole design. It is a comparison of sizes, shapes, and quantities. For example, the relationship between the vertical and horizontal measurements of a wall hanging may be pleasing because the unequal lengths produce an interesting contrast.



Emphasis

Every design needs an accent – a point of interest. Emphasis is the quality that draws your attention to a certain part of a design first.

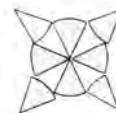
There are several ways to create emphasis:

- Using a contrasting color.
- Using a different or unusual line.
- Making a shape very large or very small.
- Using a different shape.
- Using plain background space.

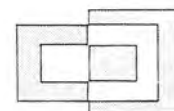


Balance

Balance gives a feeling of stability. There are three types of balance. **Symmetrical**, or formal balance, is the simplest kind. An item that is symmetrically balanced is the same on both sides. Our bodies are an example of formal balance. If you draw an imaginary line from your head to your toes dividing your body in half, you will be pretty much the same on both sides.



Designs that have a **radial balance** have a center point. A tire, pizza, and a daisy flower are all examples of design with radial balance. When you look through a kaleidoscope, everything you see has a radial balance.



Asymmetrical balance creates a feeling of equal weight on both sides, even though the sides do not look the same. Asymmetrical designs also called informal designs because they suggest movement and spontaneity. Asymmetrical balance is the hardest type of balance to achieve and often takes experimenting or moving elements around until balance is achieved.

Unity

When things look right together, you have created unity or harmony. Lines and shapes that repeat each other show unity (curved lines with curved shapes). Colors that have a common hue are harmonious. Textures that have a similar feel add to unity. But too much uniformity sometimes can be boring. At the same time, too much variety destroys unity.

Honesty of Design

Honesty of design refers to three specific areas – media, form, and function.

You are being honest with a medium when you are family with that medium, use it to its best advantage, and avoid making it look to something else. Clay should not be glazed to look like wood, and wood should not be painted to look like clay bricks. Honesty related to form and function means that parts of a design should work in ways they were intended. Doors on woodworking projects should not be fake; they should open. A flower pot should be designed to complement the flowers and not draw the most attention to the pot.

Ideas and Inspirations

Where do you get your ideas? Just as you do not copy from the encyclopedia when you write a term paper or from another person's paper when you take a test, you should never copy another person's design. You are what makes your designs special! Inspiration or sources for designs may come from poetry, music, nature, and your own photographs and sketches. Let these inspirations be springboards for your imagination.

Evaluating Design

Evaluating your designs and those of others can help you improve your understanding about design.

You can get help in evaluating your work from many people, among them your parents, other 4-H'ers, leaders, teachers, and fair judges. There is seldom only one way to improve a design, so don't be surprised if different people have different ideas on how you might change your work. In the end, the decision is yours. Becoming a good designer takes practice. The more you talk about and play with the elements and principles of design, the easier it will be to use them effectively.

Here are some questions to ask yourself about your designs.

1. Where did you get the idea for your design?
2. Describe one of the design elements. How did you use it?
3. What do you like about the way your design looks?
4. What might you change another time?
5. Is your design honest in media, form, and function?

Work Schedule

4-H Exhibit Building Work Schedule for set up and cleanup will be sent to 4-H club leaders.

Host and Hostess Schedule

4-H Host and Hostess Schedule will be sent to 4-H club leaders. Host and Hostess duties are:

1. Wear 4-H uniform (or 4-H emblem).
2. Smile! Walk up and down aisles to keep close watch on exhibits, greet people and answer questions. (NO SITTING!)
3. Keep floor free from litter.
4. Each club needs to set up their own schedule during their assigned time at least three members (or parents) per shift.

Judging Schedule

Family & Consumer Sciences, Agriculture & Natural Resources, Personal Development, Animals, Science, Engineering & Technology, exhibits will be judged on Tuesday, July 7, according to schedule to be sent to club leaders.

4-H Club Booth Competition

All booths located in the 4-H Exhibit Building will be judged before opening on Wednesday. Criteria for evaluation will include:

1. Theme: County Pride - County Wide
2. Attractiveness
3. Originality
4. Neatness
5. Clarity - all exhibits visible and clearly identified
6. Organization
7. One focal point

Premiums:

1st	2nd	3rd	All Others
\$15.00	\$12.50	\$10.00	\$5.00

Challenge Class-Photography Elements and Principles

*SEE NEW ENTRY PROCESS ON PAGE 18

Class: CC Photography

2901 - Junior Challenge Class

2902 - Intermediate Challenge Class

2903 - Senior Challenge Class

****Put your name & club on the back of the photo if you want it returned****

Rules:

1. 4-H'er does not have to be entered in the 4-H Photography Project Area.
 2. The photograph entered in the challenge class cannot be entered into another class at the fair.
 3. 4-H'er can have only **ONE** entry in the Photography Challenge Class. This entry will not be counted in the total of photography entries.
- Entry needs a 4-H entry tag for Challenge.**
4. **The photograph must be of "Sports"** Photographs must be the work of the 4-H'er during the current project year.
 5. The photograph must clearly show/depict/demonstrate/illustrate at least one design element and/or art principle.
 6. The photograph must be enlarged to 5"x7" and must be in color.
 7. **No** mats, frames, or glass are permitted but the photograph can be flush mounted on a mount board. No corner mounts may be used.
 8. Please place in a plastic zip-lock bag for protection.
 9. No captions permitted. Entry may be titled on the back.
 10. No goal card or learning cards are required.
 11. Entry will be judged on how it meets criteria, creativity, technical quality, exhibitor's evaluation, and overall appearance.
 12. **Exhibits in this class are not eligible for the Iowa State Fair.**
- Elements of Design: Line, Shape, Color, Texture, and Space
Art Principles: Rhythm, Proportion, Emphasis, Balance, and Unity

Challenge Class-Food & Nutrition

*SEE NEW ENTRY PROCESS ON PAGE 18

Class: CC Food & Nutrition

2904 - Junior Challenge Class

2905 - Intermediate Challenge Class

2906 - Senior Challenge Class

1. 4-H'er does not have to be entered in the 4-H Food & Nutrition Project.
2. Members may enter **ONE** entry in the Food & Nutrition Challenge Class. This entry will not be counted in the total of Home Economics entries. **Entry needs a 4-H entry tag for Challenge.**
3. This class will not require a learning goal card. Know your recipe and what you have learned by doing this recipe. You will evaluate your own first on texture, flavor, and appearance.
4. Exhibit entry will be displayed on a firm disposable plate or flat cardboard labeled with a 4-H entry tag. Place food in plastic bag.
5. The purpose of this contest is to use only the following recipe to make, bake, and present your 5 best Dutch Letters on a disposable plate. Be sure to use the ingredients listed. **Do not substitute ingredients.**
6. Exhibits in this class are not eligible for Iowa State Fair.

CRANBERRY OATMEAL BARS

INGREDIENTS

- 1 cup dried cranberries
- 1/4 cup 100 % juice (orange, pineapple, apple, or cranberry)
- 1-1/2 cups all purpose flour
- 1-1/2 cups quick cooking oats
- 1 teaspoon baking powder
- 1/4 teaspoon salt
- 1 cup packed brown sugar
- 2/3 cup margarine, softened (about 10-1/2 tablespoons)
- 2 eggs
- 1/4 cup pecans or walnuts, chopped (optional)

DIRECTIONS

1. Preheat oven to 350° F. Lightly coat a 13"x9"x2" baking pan with cooking spray. Set aside.
2. Combine the cranberries and juice in a microwavable bowl. Microwave on high 30 seconds. Let stand 10 minutes.
3. Combine the flour, oats, baking powder, and salt. Set aside.
4. Beat the brown sugar and margarine together with electric mixer on medium speed until light and fluffy. Add eggs, one at time, beating until well blended. Beating the eggs adds lightness and volume to the bars.
5. Gradually stir in flour mixture, mixing well.
6. Stir in enough cranberry mixture and nuts if desired. Spread the dough evenly in prepared pan.
7. Bake for 20-22 minutes or until the center is set. Cool completely on wire rack before cutting.
8. Bring 1 plate with 4 bars on the plate for judging.

***All challenge exhibitors (Food & Nutrition and Photography) will receive premium as listed on page 19 of the fair book.**

Duct Tape Designs Challenge

Judging - Friday, 3:00-5:00 p.m., 4-H Exhibits Building

Additional Rules:

1. Pre-registered by 4:00 p.m. Thursday - the day before the contest.
2. **All entry fees of \$1.00 per exhibit must accompany advance entry form.**
3. Any 4-H member (boy or girl) is eligible to enter. Members do not have to be enrolled in the 4-H Clothing Project.
4. Members may work as an individual or in a team of two members with the grade division determined by the older of the two members.
5. Items created can include wallets, purses, tote bags, hats, visors, jewelry, belts, ties, vests, aprons, shoes, etc. Undergarments will not be accepted. All items created must be appropriate and in good taste. Participants may choose to wear clothing that will enhance their created accessory.
6. Each team will receive 2 rolls of colored duct tape at the competition. Teams must provide one roll of their own duct tape, sharp scissors,

ruler, compass or protractor, **as well as: recyclable materials such as cardboard, plastic containers, store bags, etc.** The accessory will be modeled by one of the team members.

7. Teams will be given **one hour** to complete their accessory and will be judged on the following: Workmanship 25 %, Originality 25 %, Use of Tape and Recyclable Materials 25 %, Fashion 25 %.

8. Exhibit in this class not eligible for the Iowa State Fair.

2907 - Junior Section (Grades 4, 5, 6)

2908 - Intermediate Section (Grades 7, 8)

2909 - Senior Section (Grades 9, 10, 11, 12)

Special Awards: given at the end of judging

Wright County 4-H Mystery Bag Cooking Contest

Saturday, 3:00 p.m.

4-H Exhibit Building

Rules:

1. Limited to 6 teams of 2 people. Teams may consist of any combination of two youth grades 7-12 and/or adults. Youth in 4th-6th grade may compete with an adult partner.
2. Pre-register by noon Friday, the day before the contest.
3. Contestants are to bring an electric skillet, long heavy extension cord, knife, spoon or spatula, and up to 3 condiments from the following list: herbs/spices, mustard, ketchup, BBQ sauce, jam/jelly, soy sauce, Worcestershire sauce, honey, bottled marinade, salsa, chocolate/caramel syrup, salad dressing (not Miracle Whip type).
4. Items furnished include salt and pepper, water, spray for skillets, a cutting board, and a plate for the final presentation to the judges.
5. At the time of judging contestants will be given a mystery bag with various products included. You will be given 30 minutes to prepare your own edible creation from the contents.
6. All entrants will open their bags at the same time.
7. Entries will be judged on 40 % creativity, 40 % best use of products, and 20 % showmanship.
8. Awards will be awarded to the first, second and third place overall. One prize will be awarded in showmanship.

Family and Consumer Sciences

All exhibitors are responsible to read and comply with 4-H exhibit building and Iowa State Fair "General Exhibit Rules" page 19.

1. See 4-H Exhibit Building, General Rules.
2. All Family and Consumer Sciences exhibits are to be entered and judged during their club's scheduled time period. No exhibits can be removed before 6:00 p.m. Sunday, July 14. One leader from each club is responsible for checking in and checking out all club Family and Consumer Sciences exhibits.
3. All projects entered will be considered for State Fair. The only exception to this rule is members who have completed 4th grade. Only 4-H'ers who have completed 5th grade through 12th grade (or that equivalent) will be eligible for State Fair.

CLASS DESCRIPTION: Most exhibit classes have specific guidelines and requirements that will be included in the judging process. Members are highly encouraged to go to <http://www.extension.iastate.edu/4h/> projects to find information about judging criteria for exhibits that they create from their 4-H project learning.

Class No.

10410 Child Development - An exhibit that shows learning about children. Examples: child care, growth and development, safety and health, children with special needs, and careers in child development. Exhibits include items intended for use with children (books, toys, learning games, babysitting kits, etc.) should include information about what you have learned 1) about children while creating and using the exhibit or 2) what the child(ren) learned from use of the item(s) in the exhibit.

10420 Clothing and Fashion - Constructed/Sewn Garments & Accessories - A constructed garment or accessory (sewn, knitted, crocheted, or other process) that shows learning about style, fashion, design, thrifty spending, wardrobe planning, types of fabrics, and clothing care. Exhibits may include constructed or purchased clothing and accessories. Exhibits must be intended to worn by humans.

10422 Clothing and Fashion - Purchased Garments & Accessories - Purchased garments or accessories that shows learning about style, fashion, design, thrifty spending, wardrobe planning, types of fabrics, and clothing care. Exhibits must be intended to be worn by humans.

10424 Clothing and Fashion - Other Ideas/Education Exhibits - Any other educational exhibit that shows learning about clothing and fashion including but not limited to design illustrations, exploration of clothing styles, careers, clothing care, etc.

Clothing and Fashion Special Rule:

1. Outfits or accessories which will be worn during the Awardrobe Clothing Event may *not* be entered as a 4-H Iowa State Fair exhibit.
2. Exhibits in classes 10420 and 10422 must include information about application of design elements and art principles. Exhibits in class 10424 should include information about application of design elements and art principles if appropriate for the exhibit.

10430 Consumer Management - An exhibit that shows learning through savvy budgeting, comparison shopping, money management, and consumer rights and responsibilities.

10440 Food & Nutrition - Prepared - An exhibit of a prepared or preserved food product that shows skills or learning about cooking, baking, eating and choosing healthy foods, safety practices through the making of a prepared or preserved food product. See *Food & Nutrition Special Rules* below and HS 76 "Foods for Iowa 4-H Fairs - Quick Reference Guide" at <https://store.extension.iastate.edu/product/6434> for additional information regarding prepared and preserved food products.

10442 Food & Nutrition - Preserved Product - An exhibit of a preserved food product that shows skills or learning about food preservation through the making of a prepared or preserved food product. Processed honey may be exhibited in this class. See *Food & Nutrition Special Rules* below and HS 76 "Foods for Iowa 4-H Fairs - Quick Reference Guide" at <https://store.extension.iastate.edu/product/6434> for additional information regarding prepared and preserved food products

10445 Food & Nutrition - Education Display - An educational exhibit (poster, report, display) that show skills or learning about cooking, baking, eating and choosing healthy foods, meal planning & service, safety practices, or food preservation. See *Food & Nutrition Special Rules* below and HS 76 "Foods for Iowa 4-H Fairs - Quick Reference Guide" for additional information regarding prepared and preserved food products. Exhibits showing learning about meal planning & service must include a menu.

Food & Nutrition Special Rules

1. Any exhibit considered to be a food safety risk or portray a food safety risk will not be accepted, judged or displayed.
2. All food products/exhibits should be appropriate for human consumption.
3. Food product exhibits must be prepared, baked or cooked using only food grade utensils and containers.
4. Products that require refrigeration will not be accepted, judged or displayed.
5. Meat jerky products are prohibited.
6. The recipe must be included for any prepared food exhibit; credit the source of the recipe.
7. Preserved foods must include the Food Preservation Exhibit Label. *Only food processed after August 1, 2019 is acceptable.* Current USDA and/or Iowa State University guidelines for home food preservation must be used. Processed honey must include the Honey Exhibit Label.
8. Preserved food exhibits **must** include two product samples. One will be opened for evaluation and discarded; the second will be placed on

display and returned to the exhibitor. All perishable food products will be discarded when removed from display.

9. Prepared foods should be placed on a firm disposable plate or flat cardboard. Place food product exhibit in a reclosable plastic bag with entry tag fastened outside the bag. Recommended number of items to include with the exhibit: Cookies, cupcakes, bars, muffins, rolls, etc. - four (4) to six (6) items. Cakes, loaves, pies, etc. - One (1) whole product.
10. The use of alcoholic beverages in the preparation or production of 4-H food exhibits is NOT permitted.

VI-991201-WB December 2000

**Print on Avery labels #5163,
2" x 4", 10 per page**

Also available to download and print from:

<http://www.extension.iastate.edu/4H/>

**Information for Staff
Iowa State Fair Forms**

PRESERVED FOOD 4-H EXHIBIT LABEL

Type of food _____
Method of preservation _____
Processing time _____
Pressure (if appropriate) _____
Date processed _____
Source of recipe _____

10450 Health - An exhibit that shows learning through food choices, physical activity, safe activities and skills such as first aid and CPR, careers, and healthy lifestyle choices.

10460 Home Improvement - An exhibit that shows learning in planning, improving and caring for your home living space, including extended personal living areas immediately adjacent to the home. Exhibits may include new or refinished/reclaimed/restored items. Exhibits showing learning about home design, furniture, home accessories, and fabrics must include information about how design elements and art principles were applied.

10470 Sewing and Needle Arts - Constructed Item - (sewn, knitted, crocheted, or other process) that shows learning and skill in sewing, knitting, crocheting, or other needle arts. May include the construction of household items such as pillowcases, curtains, table runners, quilts, wall hangings, or other items. Exhibits in this class are not intended to be worn by humans.

10472 Sewing and Needle Arts - Other Ideas/Educational Exhibits - Any other educational exhibit that shows learning about sewing and needle arts including but not limited to construction techniques, use and care of fabrics and fibers, design illustrations, decorative processes, careers.

Note: Exhibits in classes 10470 and 10472 should include information about application of design elements and art principles if appropriate for the exhibit.

10480 Other Family and Consumer Science - An exhibit that demonstrates learning about a family and consumer science topic that does not fit any previous Family and Consumer Science class listed.

Special Exhibition - \$10 MEAL CHALLENGE

10490 \$10 Meal Challenge - Create a balanced, nutritious meal for family of four (4) that includes the recommended serving size of food from each of the five food groups. Information regarding food groups and recommended serving sizes can be found on the USDA MyPlate website www.choosemyplate.gov

Special Rules:

1. Each county may enter one (1) exhibit in this class.
2. All entries will receive an evaluation and participation ribbon.
3. Exhibit may be from an individual or group effort.
4. The meal must serve a family of four (4) people and total expenses must be \$10 or less for the meal.
5. The meal must include a serving for each person from each of the five (5) food groups - Fruit, Vegetable, Protein, Grain, Dairy.
6. The exhibit will be a poster (maximum size 20"x30") that shows the menu (including portion size), meal type (breakfast, lunch, dinner), and photos of the meal. Attach a copy of the \$10 Meal Challenge worksheet to the back of the poster. Additional information about the \$10 Meal Challenge can be found on the Iowa 4-H Food & Nutrition and Health project pages at www.extension.iastate.edu/4th

4-H Clothing Event

NOTE: The State Fashion Revue, Clothing Selection and \$15 Challenge event will be held at the Iowa State Fairgrounds Youth Inn. Thursday, August 13, 2020, All Day.

County 4-H Clothing Event Judging, June 19, 2020, 9 a.m.-7:00 p.m. at the Extension Office. Youth model their outfit at the County Fair on the James R. Johnson Stage at 7:00 p.m. on Thursday, July 9, 2020.

Clothing: Special Rule: Art elements and principles of design are the foundation of design whether putting together fabrics for clothing and quilts, selecting furnishing for a room, or creating a drawing. Design elements are line, shape, form, color, and texture. Design principles are balance, proportion, rhythm, emphasis, and unity. Information on elements and principles of design for clothing can be found at : <http://www.extension.iastate.edu/Publications/4H313.pdf>

When application of design elements and art principles must be explained, the following guidelines shall be used:

- a. Members in grades 4-6 are responsible for using a minimum of one design element within their exhibit. Youth must explain how the specified element is used in the exhibit. While not evaluated or given a higher ribbon placing for using more than one element, youth may discuss additional elements used in the exhibit.
- b. Members in grades 7-8 are responsible for using a minimum of two design elements within their exhibit. Youth must explain how the specified elements are used in the exhibit. While not evaluated or given a higher ribbon placing for using more than two elements, youth may discuss additional elements used in the exhibit.
- c. Members in grades 9-10 are responsible for using a minimum of one art principle and the element of elements used in the selected principle. Youth must explain how the element of elements are used to illustrate the selected principle. While not evaluated or given a higher ribbon placing for using more than on principle, youth may discuss additional principles and corresponding elements used in the exhibit.
- d. Members in grade 11-12 are responsible for using a minimum of two art principles and the elements used in the selected principles. Youth must explain how the elements are used to illustrate the selected principles. While not evaluated or given an additional principles and corresponding elements used in the exhibit.

General Overview

1. Each youth may only participate in the 4-H Awardrobe Clothing Event with one entry in one class per year. However, youth may be selected to participate multiple years for any given class, even if they participated in that class in previous years.
2. Each county may send the following number of participants in each class to represent their county, selected from each of the county's events:

A. Fashion Revue Class: Four participants with no more than two (2) participants with an entry in any given category (athletic wear, formal

wear, everyday wear, costume).

B. \$15 Challenge Class: Three participants with no more than one (1) participants with an entry in any given category (athletic wear, formal wear, everyday wear, costume).

C. Clothing Selection Class: Three participants with no more than one (1) participants with an entry in any given category (athletic wear, formal wear, everyday wear, costume).

3. Participants must be in the 4-H senior designated level (completed grades 9-12).

4. **All participants (male or female) to qualify for participation in the state event should have been a participant in a 4-H Clothing project or educational experience in 2019-2020.**

5. Participants should be selected representatives from county Clothing Event, Clothing Selection and the \$15 Challenge programs.

6. Outfits or accessories which will be worn in the State Fair 4-H Awardrobe Clothing Event may not be entered as another 4-H Iowa State Fair exhibit.

7. Participants must bring the garment or outfit they purchased or created and accessories to the State Fair 4-H Awardrobe Clothing Event.

8. Due to program requirements, participants in the Iowa State Fair queen contest can not participate in the 4-H Clothing Event.

9. All participants must participate in the All Awardrobe Clothing Event activities on the time scheduled for their county unless the 4-H'er is involved in another State Fair 4-H activity at the same time with a non-flexible schedule, with preapproval.

Special Event Criteria

Fashion Revue

12101 Junior Fashion Revue

12102 Intermediate Fashion Revue

12103 Senior Fashion Revue

1. The purpose of this category is to encourage the sewing of a personal garment or outfit.
2. Consideration is given to fit, color, style, suitability, attractiveness, quality of consideration, stage presentation, and required care.
3. Youth participates model a garment or outfit they constructed, hand-knitted, machine-knitted, or crocheted during the current 4-H year.
4. A garment or outfit consisting of one to three pieces such as , but not limited to, party clothes, tailored suits, vest, slacks, shirt, skirt, active sportswear and/or coats.
5. Blouses/shirts, and sweaters are usually considered as garments. If they are used to complete an outfit, they may be constructed or selected.
6. All other accessories and undergarments may be constructed or selected.

Clothing Selection

12201 Junior Clothing Selection

12202 Intermediate Clothing Selection

12203 Senior Clothing Selection

1. The purpose of this category is to select and/or purchase an outfit that represents the 4-H'er's goal or intended use for the selected outfit.
2. Judging is based on fit, color, style, suitability, attractiveness, quality and construction features, stage presentation, required care, and cost comparison.
3. There is no consideration in the judging on the amount spent, only in the process of record keeping and reflection on the cost of the individual items as a part of the process.
4. Outfits may be purchased at a department store, boutique, online store, sidewalk sales, retail shops or mail stores. Outfits may also be

purchased at garage sales or other second hand venues with a total price of over \$15. Outfits may be gifts, hand-me-downs, relative or friend's modern or vintage clothing, or existing personal clothing, as long as the 4-H'er actually selected the item as part of this specific outfit for the stated purpose.

5. Home-sewn clothing that was not sewn specifically for the participant are acceptable, such as purchases from a used clothing store.

The \$15 Challenge

12301 Junior \$15 Challenge

12302 Intermediate \$15 Challenge

12303 Senior \$15 Challenge

1. This category is designed to expand the 4-H member's shopping experience to shopping venues emphasizing recycling, reducing and reusing. Outfits must be purchased at a garage sale, consignment store, Goodwill, Salvation Army, or similar place.

2. Online venues are allowed, must be second-hand in nature. Shipping and handling are not included in the total calculations.

3. Traditional shopping venues may not be used, regardless of a low regular or sale price. Hand-me-downs or clothing as gifts do not qualify, but may be entered in Clothing Selection if 4-H member selected the items to meet a specific purpose/goal.

4. Fifteen dollars is the purchase price limit including tax. However, some second hand stores and venues do not typically charge sales tax.

5. Receipt(s) for every item included as a part of the calculated total must be submitted with the entry. A garage sale receipt can be a piece of paper with the name of the location such as "Jane Doe garage sale,," date, amount paid, and signature of person selling at the garage sale. If the outfit was free at a garage sale, "free" can be listed on the report form and on the receipt. Failure to provide receipts will result in a reduced evaluation.

6. An outfit consists of major clothing pieces such as a shirt and pants or a dress. Shoes, undergarments and accessories are not included in the \$15 purchase price limit.

7. Alterations are permitted to achieve a desired look or fit.

8. There are no additional considerations for an outfit that cost less than \$15.

9. The outfit pieces should be purchased to meet the 4-H member's goal or intended use for the purchased outfit, and the 4-H member should have had an experience in choosing shopping alternatives, evaluating fit, quality and construction features, price, and cost comparison.

Objectives of the 4-H Textiles & Clothing Programs

Youth will learn...

1. to select or construct to enhance appearance and self-esteem by applying design elements and principles.
2. about textile fibers and fabrics and be able to apply this knowledge in choosing, buying, or making clothing or household textiles.
3. to choose clothing not only for its beauty or fashion appeal, but also for its value in safety, comfort, and protection, or capacity to help with special physical needs.
4. ... the importance of good grooming and hygiene in developing personal self-esteem and good relationships with others.
5. ... about diversity in textile and clothing designs and its relationship to cultural or ethnic heritage.
6. ... about historic costume and textiles as well as decorative processes such as dyeing, printing, quilting, or embroidery.
7. ... about career opportunities in fashion, apparel, and textile businesses and industry.
8. ... to work cooperatively with others and to apply communication,

leadership, and evaluative skills through experiences in the 4-H program at the local, county, state, and national levels.

Evaluation Criteria for Clothing Event

1. Learning to Communicate (20 points)
 - Learning goal statement for Clothing Event
 - Shows knowledge of textiles and clothing topics
 - Explains choices and decisions confidently
 - Written Report Form neat, carefully written
 2. Developing Individual Self-esteem (10 points)
 - Shows good grooming and posture
 - Has self-confidence and presents outfit with pride
 - Sees that clothes help communicate
 - Can describe 4-H benefit
 - Shows thought about career choices
 3. Making Decisions about Appearance and Design (15 points)
 - Choices related to fabric, color, style and fit
 - Show understanding of fashion changes or trends
 - Outfit fits with ease and is attractive
 - Garment's fabric is suitable to design
 4. Choosing Clothes for Specific Occasions or Purposes (20 points)
 - Occasions/purposes of outfit explained
 - Functional characteristics identified and explained
 - Fabrics and accessories are appropriate for uses expected
 5. Identifying Quality Garment Features (20 points)
 - Quality features identified and explained
 - Constructed garment's pattern changes appropriate
 - Know fiber content
 6. Managing to Get Your Money's Worth (10 points)
 - Cost of outfit reported
 - Cost per wearing computed accurately
 - Type and cost of care discussed
 - Costs reasonable in relation to budget
 7. Event Goal Reached (5 points)
- Total Points 100

Class 12401 - Clothing Changed or Modified (county only)

1. A member need not be enrolled in the clothing project to participate.
2. A member will model a garment (constructed or ready-made) that shows major changes to make it more useful. Examples include recycling a garment, design changes to a garment, etc.
3. Garments modeled in this category are not eligible for state fair.

Creative Arts

(includes visual arts, photography, and music)

All exhibitors are responsible to read and comply with 4-H exhibit building and Iowa State Fair "General Exhibit Rules" page 18.

CLASS DESCRIPTION: Most exhibit classes have specific guidelines and requirements that will be included in the judging process. Members are highly encouraged to go to <http://www.extension.iastate.edu/4h/> projects to find information about judging criteria for exhibits that they create from their 4-H project learning.

Class No.

10310 Music - An exhibit that shows learning about musical performance, composition and arrangements, instruments, musical styles or history.

10320 Photography - An exhibit, either photos(s) or an educational display, that shows learning about photography from choosing a camera to modifying your photo. Still photos only, not video.

Photography Special Rules:

1. 4-H'er can have only SIX entries in the Photography Exhibit Class. The Photography Challenge Class entry will not be counted in the total of photography entries.
2. Photographs should be a minimum of 4" x 6". Finished size (including mounting/matting) of single photographs should not exceed 11" x 14" in height or width. Exception: Panoramic photos must not exceed 24" in length.
3. All photographs must be printed on photographic paper.
4. Photography may be either black and white or color. They may be processed from negatives, slides or digital cameras and computer manipulation programs. Photographs must have been taken since your county fair of the previous year.
5. Mounted photos can be (a) flush-mounted (no board showing) on mounting board, or (b) with mount borders (window mat or flat mount directly on board). Exhibitors may cut their own mounting boards, use ready-cut window mats or have matting done professionally. 4-H'ers are responsible for design decisions such as border, color and size. **Framed photographs (including floating frames) will not be judged.**
6. Non-mounted photos may be exhibited in a clear plastic covering.
7. A series is a group of photographs or slides (3 to 5) that are related or tell a step-by-step story. Photographs must be mounted together in story order or sequence. Slides should be numbered. Finished size of individual photographs in a series should not exceed 6" x 8".
8. Digitally altered photos should include a copy of the photo before changes.
9. Subject matter of photographs must be in good taste and be appropriate for public display in a 4-H setting.
10. Photographs depicting unsafe practices or illegal activities will not be displayed.
11. Exhibitors entered in 4-H Photography are not eligible to exhibit in the FFA Photography show and vice-versa.
12. Iowa State Fair 4-H photography exhibitors must use the Photo Exhibit Label to provide required information for photo exhibits. This is on page 27.

** Photography Entries: Do not do a goal sheet. Do photography exhibit sheet on page 27.

10325 Digital Photography Exhibit - A photo or series of photos submitted electronically, not printed. Photos in this class will be submitted, viewed, evaluated, and displayed electronically.

Digital Photography Exhibit Special Rules:

1. Photographs may be either black and white or color.
2. Photographs will not be printed.
3. Entries may be a single photograph or a series of photographs. A series is a group of photographs (3 to 5) that are related or tell a step-by-step story. Series photograph entries must have all photographs in the series viewable at the same time.
4. Photographs entered should be submitted in the highest resolution possible. A finished file size of 1 MB - 3MB is recommended.
5. Photographs should be submitted in an acceptable and commonly used format for ease of viewing.
6. Subject matter of photographs must be in good taste and be appropriate for public display in a 4-H setting.
7. Photographs depicting unsafe practices or illegal activities will not be displayed. No train tracks.
8. Iowa State Fair 4-H photography exhibitors must use the Photograph Exhibit Label to provide required information for photography exhibits. The Photograph Exhibit Label may be submitted electronically with the photograph entry.
9. Photograph entered in this class will be evaluated on the same evaluation criteria used for printed photographs.
10. Exhibitors entered in 4-H Photography are not eligible to exhibit in

the FFA Photography show and vice-versa.

10340 Alternative/Creative Photography - A single photograph or photographic image that has been created with an alternative photographic process, or a photograph that was creatively edited or modified beyond reality in a creative, imaginative and experimental way to make it more interesting and visually engaging. Could be a composite of multiple overlapped photographs.

Alternative/Creative Photography Special Rules:

1. Photograph/Image must be mounted on foam core no smaller than 4"x4" and no larger than 10"x10" in height and width. No matting and no framing is allowed, put your creativity into the photography.
2. Photograph/Image can be created from film negative, digital negative, or digitally manipulated in computer.
3. Photograph must be on photo paper, canvas, or other flat material.
4. Exhibit must have Photo Exhibit Label on back with required information for photo exhibits. Include information about the processes used.
5. Subject matter must be in good taste and be appropriate for public display in 4-H setting, photographs depicting unsafe practices or illegal activities will not be displayed.
6. All submitted photos may be used for any promotional purpose by the Iowa 4-H program and/or the Iowa 4-H Foundation.

10345 Photography Idea/Educational Display - An exhibit that demonstrates learning about photography that does not fit into any previous photography class. This class includes photos printed on canvas, fabric, ceramic, etc. as part of an educational display showing learning about printing techniques, display, merchandising, etc.

10350 Visual Arts - An exhibit that shows learning through original art, exploration of an art technique, or study of any other visual arts topic.

Visual Arts Special Rules:

1. Exhibits made from kits or preformed molds will not be accepted. Exception: Preformed molds (greenware, whiteware) may be used to provide the appropriate surface for a process technique or application of original design.
2. If the exhibit is a finished art object, the source or inspiration of the design, the object and design must be included. For additional information see the Visual Arts ads Design Elements & Art Principles Exhibit Tip Sheets at <https://www.extension.iastate.edu/4h/exhibit-tip-sheets>.
3. If the exhibit is a finished art object information and must be included explaining the application of design elements and art principles used in creation of the work.
4. Original works of art must be a creative expression of a design unique to the artist, or represent a significant modification to an existing design to make a new and original statement by the artist.
5. Exhibition of derivative works created by a 4-H'er is prohibited without the written permission of the original copyright holder/owner. Use of copyrighted or trademarked designs, images, logos or materials in 4-H visual arts exhibits is prohibited unless written permission has been obtained from the copyright or trademark holder/owner. For additional information, see 4-H Exhibit Copyright Information at <http://www.extension.iastate.edu/4h/visual art>.

10315 Art Made From Kits (not eligible for State Fair) - An exhibit made from art materials (fiber, paper, clay, leather, wood, textiles, glass, plastic, metal, chalk, carbon, pigment, or nature materials) using a kit. A kit is defined as any prepackaged item where materials and design are predetermined by the manufacturer. This includes craft items made from a kit. Briefly explain techniques learned through exhibit's completion and how the design element color is used in the exhibit.



4-H Photography Exhibit Label

Attach this form to your class 10320 Photography, 103 Alternative/Creative Photography, or class 10325 Digital Photography exhibit

Name _____ County _____

4-H Club _____

Grade _____ Years in Project _____ Date Picture Taken _____

Where was photo taken? _____

1. What did you plan to learn or do? What was your photography goal?

2. What did you do? Explain what you did so the judge easily understands it. What steps did you take?

3. Tell us about your camera. Did you use: digital camera phone/tablet film camera

Brand and model _____

Did you use the lens that came with the camera/phone to take this picture? Yes No

If no, what lens did you use? _____

What changes did you make to the original photo to create the final exhibit? List any changes and explain your decisions. (Example: cropping, color enhancement, size of photo, removal of red eye, etc.) *Please include (if possible) original print (no smaller than 3-1/2"x5"), which shows the photo before any changes were made.* Explain why you selected the finished photo print size.

Who designed and selected the matting or mounting?

Who matted or mounted the photo?

4. What were the most important things you learned?

5. What other information about your photo process would you like to share?

Personal Development

All exhibitors are responsible to read and comply with 4-H exhibit building and Iowa State Fair "General Exhibit Rules" page 18.

CLASS DESCRIPTION: Most exhibit classes have specific guidelines and requirements that will be included in the judging process. Members are highly encouraged to go to <http://www.extension.iastate.edu/4h/> projects to find information about judging criteria for exhibits that they create from their 4-H project learning.

Class No.

10510 Citizenship and Civic Engagement - An exhibit that shows learning about or contributing to your community, your country or your world.

10520 Communication - An exhibit that shows learning about written, oral, and visual communication skills in their many forms. Includes learning from participation in Theatre Arts projects or programs including puppets, stage design, etc. may include original creative writing, poetry, fiction and nonfiction, etc.

10530 4-H Poster Communication Exhibit - Special poster exhibit to visually tell a story or idea about 4-H to the general public. Exhibitors must use one of the following themes:

- 4-H is... (*open to 4-H'er's interpretation*)
- Join 4-H
- 4-H Grows... (*4-H.org national marketing theme*)
- Strive for Gold (*2020 Iowa 4-H Youth Conference theme*)
- How Do You 4-H? (*variation of Iowa State Fair theme*)

Poster Communication Special Rules:

1. Only one poster per 4-H'er may be entered.
2. All posters must be designed on, or affixed to, standard poster board or foam core board - size minimum of 14" x 20" or maximum of 15" x 22".
3. Posters may be vertical or horizontal. Posters may be any medium: watercolor, ink, crayon, acrylic, charcoal, oils, collage.
4. Posters **cannot** be 3-dimensional. Materials used to make the poster may **not** extend more than 1/8" above the poster or foam core board.
5. Each poster **must** have the completed Poster Exhibit Entry Foam attached to the back.
6. Posters cannot use copyrighted material or exact copies of other promotional designs, such as the Iowa 4-H Youth conference theme logo.
7. 4-H'er's may include the 4-H clover in the poster.
8. All 4-H Communication Poster participants will be given Certificates of Recognition and written evaluation comments. Outstanding posters will receive Seals of Merit. Superior posters will receive Seals of Excellence.

10540 Digital Storytelling - Any exhibit that demonstrates the application of technology to produce a creative movie/film/video. Exhibits may include a finished movie or video, creation of a detailed storyboard, editing techniques using digital video software, production techniques, or other display to share what was learned. Copyright permission must be obtained for any non-original material included as part of a film/movie/video.

10550 Leadership - An exhibit that shows learning about leadership skills and influencing others in a positive way.

10560 Self-Determined - An exhibit that shows learning as part of your 4-H adventure and does not fit any other class.

Communications

1. An entry in the 4-H County Communications Competition may be an educational presentation, working exhibit or Share the Fun - it need

not necessarily end with a finished product. The presenter(s) may select from a variety of techniques to communicate with an audience.

Judging of entries in Educational Presentation, Working Exhibits, Extemporaneous Speaking and Share the Fun will be conducted during the Fair. See Fair Schedule for times of programs.

2. Participants will be divided into junior, intermediate, and senior age groups. Juniors are classified as those who have completed 4th, 5th or 6th grade. Intermediates are those who have completed 7th or 8th grade. All others will be classified as senior entries. The grade level of the oldest member of the team will determine the group in which the team will compete. An exception to the rule would be if an entire club wanted to compete in the Share the Fun division in which case 80 percent of the performing group must have completed 5th grade in order to be eligible to participate at the State Fair.

3. Entries may be as an individual (by one club member) or as a team (by two or more members.)

4. Any number of teams or individuals from a club may participate.

5. Extemporaneous Speaking, Educational Presentations, Working Exhibits, and Share the Fun entries will be ranked blue, red and white award groups. Blue - \$5, Red - \$4, White - \$3. The premium stated for a Share the Fun entry is for the entire group of participants.

6. Share the Fun entries **may not be more than 8 minutes**. Skits/acts will be stopped that exceed this time limit. Working exhibits at the county level should have enough material to continue for 30 minutes. Those qualifying for State Fair should have enough materials as follows: Intermediate/seniors for 45-50 minutes; juniors for 25 minutes. Educational Presentations should not exceed 15 minutes in length for juniors and 20 minutes for intermediates and seniors. An exhibit that exceeds the time limit will be dropped one ribbon placing.

7. The dress of participants should be appropriate for the topic. When in doubt, wear the 4-H uniform (4-H T-shirt or blouse/shirt with the 4-H emblem.)

8. 4-H'ers giving presentations involving food must be concerned about safe handling of the food they are using. 4-H'ers should use sanitary and safe procedures and methods at all times. This is tremendously important if samples are available to the viewing public. Appropriate storage of the food items and the sanitary handling of the food must be demonstrated by the 4-H'ers. Plastic gloves and hairnets are just a couple items that should be considered and used as appropriate.

9. Presenters are expected to comply with all copyright/trademark regulations. Copyrighted material may not be distributed without permission.

10. Each entry should fill out/bring the Share the Fun Evaluation Sheet (VI-4030-GT) or Working Exhibit Evaluation Sheet (VI-948C) or Educational Presentation Evaluation Sheet (VI-947-C).

11. Educational Presentation, Working Exhibit and Share the Fun entries must be made by June 5.

12. Judging schedules will be prepared following entry date.

13. Six educational presentations (5th grade & above) can be selected for State Fair, one junior presentation can be selected for the Clay County Fair, four (5th grade & above) working exhibits can be selected for State Fair and three Share the Fun presentations can be selected for State Fair if worthy. 4-H'ers selected for State Fair will represent Wright County. Only 4-H'ers who have completed 5th grade through 12th grade (or that equivalent) will be eligible for the State Fair.

Educational Presentations: 6 will be able to advance on to State Fair. Dates given at later date, watch Newsletter for date from State 4-H office.

Working Exhibits: 4 will be able to advance on to State Fair. Dates given at later date.

Share the Fun: 3 will be able to advance on to State Fair. Dates given at later date.

Extemporaneous Speaking: 2 will be able to advance on to State Fair. Dates given at a later date.

Class No.

11100 Educational Presentation - Provides an opportunity for members to demonstrate their communication skills by presenting knowledge, information or a process to gain a desired response from an audience. In other words you can say, do or show something about a topic that interests you and that you think will interest the audience. Presentation content must be the original work of the presenter(s). Extensive paraphrasing from other sources is prohibited. Use of brief quotations or excerpts from other work(s) is permitted provided the source is identified. The audience will usually be sitting down and ready to listen. A 4-H member may participate in only one educational presentation per year at the Iowa State Fair. Presentation content must be the original work of the presenter(s). Extensive paraphrasing from other sources is prohibited. Use of brief quotations or excerpts of from other work(s) is permitted provided the source is identified.

11101 Junior Educational Presentation

11102 Intermediate/Senior Educational Presentation

11201 Junior Working Exhibits

11202 Intermediate/Senior Working Exhibits

11200 Working Exhibits - Provides an opportunity for youth to communicate, interact and teach an audience in an informal and experiential way. The "audience" will be passing by the exhibit and one of the challenges to the exhibitor will be to attract their attention. Many stages of the exhibit or product should be ready so that any step can be discussed. No set format should be used. The best subjects involve action by the youth, or involve the audience in some doing, feeling, tasting, smelling and judging. Exhibitors at county fair should have enough supplies to continue for 45 minutes. Intermediate and senior age 4-H'ers representing the county at State Fair will be scheduled for a forty-five to fifty minute period. Junior 4-H'ers doing a Working Exhibit will be scheduled for 25 minutes.

4-H'ers doing working exhibits that involve food must be concerned for the safety of the food that they are using. 4-H'ers should use sanitary and safe procedures and methods at all times. This is tremendously important if samples are available to the viewing public. Appropriate storage of food items and the sanitary handling of the food must be demonstrated by the 4-H'ers. Plastic gloves and hair nets are just a couple items that should be considered and used as appropriate. A 4-H member may participate in only one working exhibit per year at the Iowa State Fair.

11300 Share the Fun Program - Provides an opportunity for 4-H members to perform before an audience purely for the sake of enjoyment. **Maximum of 8 minutes** in length. If a Share the Fun involves a club, or a group from a given club, at least 80 percent of the performing group must have completed grade five.

Skits, songs, dances, stunts, short one act plays, plus other entertainment will be acceptable.

4-H Extemporaneous Speaking Contest

This contest is designed to encourage the development of the life skill of communicating with others through enhancing the ability to think, to organize, to speak, and to answer questions readily by participating 4-H'ers before an audience.

1. Two entries per county will be selected, if worthy.
2. Participants must be senior aged 4-H'ers, completed the 9th grade.
3. Program format:
 - a. The state fair contest will begin with an orientation.

b. Each participant will draw three of the available topics, selecting one to speak on, thirty minutes before the program. The selected topic will not be available to the other participants in the speakers' assigned room. The general nature of the topics will relate to 4-H. The other two topics will be returned to the available topics for other participants.

c. A preparation room is to be used with one participant per speaking site admitted initially and one additional participant per speaking site admitted each 15 minutes as the program progresses. A participant may not leave the preparation room until it is time to speak, nor may a participant receive help from a parent, leader, other adult, or any other youth. Each participant will have 30 minutes preparation time. A program official will assist participants with the time requirements.

d. All reference material will be screened by a program official on the following basis:

(1) Participants may bring his/her own books, magazines or newspaper clippings for reference during the thirty minutes preparation.

(2) Reference material must be printed materials such as books or magazines (cannot be notes, outlines or speeches prepared for the purpose of use for this program).

(3) Some relevant reference material will be available in the preparation room. This material will consist of historical material related to the 4-H program.

e. Each speech shall be the result of the 4-H'ers own effort using approved reference material which participants may bring in the preparation room. No other assistance may be provided. Plain note cards will be provided each participants in the preparation room. If notes are used, the note cards provided must be used in delivering the speech.

f. Only notes made during the preparation period may be used.

g. Each speech shall be not less than four or more than six minutes with five minutes additional time allowed for related questions which shall be asked by the judge. The participant will be shown time cards in an ascending order (1, 2, 3, 4, 5) by the timekeeper. "Stop" will be used at six (6) minutes.

h. Each participant will be introduced by a program time keeper by name and the county he/she represents and the participant will be expected to introduce his/her speech by title only.

i. Participants are not permitted to use any props, gadgets, posters or audio-visuals of any sort. A podium will not be available.

4. Speeches will be evaluated using the following criteria:

- a. Content related to topic
- b. Knowledge of the subject
- c. Organization of material
- d. Power of expression
- e. Voice
- f. Stage presence
- g. General effect
- h. Response to questions

5. A judge's critique/conference with each participant will be included as a part of the program.

6. All participants will receive ribbons at the judging center.

7. All entries must be completed by June 5.

Class No.

11401 Extemporaneous Speaking

Pride of Iowa Contest

1. The Pride of Iowa Contest will be held Saturday, July 11 at the 4-H Exhibit Building, schedules will be sent. Entry must be completed by June 5. A schedule of times will be assigned. Contestants will be sent a form to be completed and brought with them the day of the contest.

2. Contestants may select any recipe using at least one ingredient which is an outstanding product of Iowa. (Such as meat, dairy products, corn, oatmeal.) Categories for the contest are as follows: beverage, main

dishes, desserts, salads and snacks. Recipes must state the source (Better Homes & Gardens, p. 25 is acceptable.) Recipes received one week before the judging will be copied by the office for distribution.

3. Contestants must provide their own ingredients and equipment. No mixes will be used for the Pride of Iowa product, but a mix may be used as an ingredient. Contestants may bring the product already completed to be used for judging and sampling. Please do not depend on ovens to complete product. Ingredients used in the presentation should not be pre-measured, 4-H'ers must show how to prepare ingredients - may use chopper, or knife or whatever it takes to prepare. But for time factors a part of the ingredients may be pre-measured and in containers.

4. A second purpose of the contest is to promote the use of the small appliances. 4-H'ers may choose an electrical or non-electrical appliance. Contestants will provide their own small appliances to be used in the preparation of their product.

5. Each contestant must make a poster which includes the recipe used, their name and their club's name. Posters will be used during the presentation and must be left with the finished product.

6. The contestants will prepare the product as they would at home. There is no speaking presentation involved. Contestants will have approximately 10 minutes to prepare their product.

7. All members will appear in 4-H uniform during presentation time. Hair will be pulled back, a scarf or a hair net must be worn along with gloves.

Class No.

170 Junior Pride of Iowa

171 Int./Sr. Pride of Iowa

4-H Poster Communications

The objective of this class is to provide the opportunity for 4-H'ers communicate with and to **tell a story or idea visually** about 4-H to the general public using the non-verbal form of communication on a poster.

1. Only one poster per 4-H'er.

2. All posters must be designed on, or affixed to, standard poster board or foam core board - size minimum of 14" x 20" or maximum of 15" x 22". Posters may be vertical or horizontal. Posters may be any medium: watercolor, ink, crayon, acrylic, charcoal, oils, collage.

3. Posters **cannot** be 3-dimensional and materials used may not extend more than 1/8" above poster or foam core board.

4. Each poster **must** have a completed Poster Exhibit Entry Form (VI-8128-SAS) attached to the back (found in Fair Book page 31.) * Do not need to complete an additional goal sheet.

5. Posters **cannot** incorporate copyright material or exact copies of other promotional designs, such as the Iowa 4-H Youth Conference theme logo.

6. The 4-H Clover is a protected emblem. 4-H'ers may include the clover, but do not copy/print other material over the clover.



7. The themes for "Communicating Through 4-H Poster" are:

- 4-H is... (open to 4-H'er's interpretation)
- Join 4-H
- 4-H Grows (4-H.org National Marketing Theme)
- "Strive For Gold" (2020 Iowa 4-H Youth Conference Theme)
- "How Do You 4-H" (variation of Iowa State Fair Theme)

Class No.

10530 Communication Posters

Poster Exhibit Evaluation Criteria

Audience

• Did you consider the following characteristics of your audience as you prepared your poster?

Age

Urban or rural background

Ethnic background

• Where else (besides the fair) can you display your poster to communicate your message to your intended audience?

Message

Headline, body copy

• Is your message brief and direct? Have you used only key words or phrases to send one message?

• Have you researched the theme enough to support the headline with accurate body copy and appropriate visuals?

• Is the headline large enough or positioned on the poster so that it grabs the audience's attention? (On a 14 x 22-inch poster, the letters of the theme should be 1-1/2 to 3 inches high and 1/4 to 1/2 inch thick.)

• Is the lettering size, style and color easy to read? (Body copy letters should be 1/4 to 1/3 the height of the title letters.)

Visuals: pictures, drawings

• Does the visual appeal to your audience?

• Does the visual reinforce or carry through the message of your theme?

• Is the visual **original**, simple, compelling, to the point?

• Does not include any copyright design or material?

• Is the visual proportional to the size of your poster, headline and body copy?

Layout

• Does the poster look too crowded? (If less than 20% of the poster is open space, your poster may be too crowded.)

• Does the poster have a strong center interest?

• Are the headline, visual and body copy (the three elements) balanced? (Layout balance is achieved by positioning the headline, visual and body copy and using blank spaces round those elements.)

• Does the poster use color, texture, shape and size in a pleasing combination?

• Can the poster, as assembled, withstand long periods of display?

Overall Poster Appearance

• Does your poster attract attention, focus interest on the theme, sell your audience on taking action?





Poster Communication Exhibit Report Form

Attach this form to the back of your poster entry.
***Note this is your goal sheet!**

Name: _____ County: _____

Grade: _____ (school year 2019-2020)

Check Theme Area:

_____ 4-H is...(open to 4-H'er's interpretation)

_____ Join 4-H

_____ 4-H Grows (4-H.org National Marketing Theme)

_____ Strive For Gold (2020 Iowa 4-H Youth Conference Theme)

_____ How Do You 4-H (variation on Iowa State Fair theme)

Why did you choose this theme? What was your goal in creating your poster?

What do you want people to think of feel when they see your poster?

What sources of information did you use to prepare your poster?

What were the most important things you learned as your created your poster?

Where else (besides the fair) do you plan to display your poster to share your message?

Horticulture Department

1. See 4-H Exhibit Building Rules.
2. Each exhibitor may make one entry per exhibit idea except where noted.
3. White paper plates (which you furnish) should be used to contain most of the entries.
4. Attach entry tag through a hole near edge of plate logically and securely.
5. Evaluation will be based on condition: specimens should be clean and free from blemishes. Uniformity: specimens should be uniform in size, maturity and color. Form: form should be typical of the variety, regular and smooth. Size: specimens should be medium to moderately large size (very large or very small specimens rate low). Color: color should be typical of the variety and uniform throughout.
6. Be sure to check publication 4-H 462 "Harvesting and Preparing Vegetables for Exhibit" for proper exhibit preparation.
7. Premiums awarded as stated in 4-H Exhibit Building Rules.

8. **Only Class 10230 Horticulture** (See description under Agriculture and Natural Resources) is eligible for State Fair.

9. Horticulture goal sheets (yellow) are needed for each exhibit of vegetables, fruits, herbs and individual flowers. These class numbers are 2801-2836.

2801 - Plate of 3 beets

2802 - One head of broccoli (or 3 side sprouts)

2803 - One head of cabbage

2804 - Plate of 3 carrots

2805 - Plate of 2 cucumbers (slicing)

2806 - Plate of 5 cucumbers (small pickling)

2807 - Plate of 2 dill

2808 - Plate of 3 garlic

2809 - Any herb sprig in water - May have two different entries

2810 - Plate of 2 Kohlrabi

2811 - One plant lettuce, leaf (in water)

2812 - Plate of 3 onions (dried)

2813 - Plate of 3 green onions

2814 - Plate of 6 peas

2815 - Plate of 6 peas (edible pod)

2816 - Plate of 2 hot peppers

2817 - Plate of 2 sweet peppers

2818 - Plate of 3 potatoes

2819 - Plate of 3 rhubarb

2820 - Plate of 6 snap beans

2821 - One plant spinach (in water)

2822 - Plate of 2 summer squash

2823 - Six leaves Swiss Chard (in water)

2824 - Plate of 5 cocktail, grape, or cherry tomatoes, any color/ripe

2825 - Plate of 3 tomatoes true to their variety

2826 - Plate of 10 fruit (all same variety)

2827 - Plate of unusual vegetables - May be any vegetables not listed above. Include a reasonable amount of one or more kind.

2828 - Jumbo vegetables - Potato, tomato, cucumber, summer squash

2829 A single specimen of flower - Grown by the member exhibited in a small container with water to keep fresh (may have two different entries).

2830 Vegetable or flower variety - Attach to yellow goal sheet some type of verification that the variety is new, show a seed packet, picture from seed catalog, etc.

4-H Exhibit Goal Sheet (Blue Goal Sheet) needed for classes 2831-2832.

2831 One jar of canned vegetables - (Two separate entries of different kinds per person allowed.) Must tell process used. Call Extension Office for PM 1044 bulletin for correct procedure.

2832 One jar (or glass) canned fruit, jelly or jam from fruit grown by the garden project member and canned by her/him with or without help - (May have two different entries). Call Extension Office for PM 1366 bulletin on correct procedures. Must list process used.

****Need to complete either 4-H Exhibit Goal Sheet or Horticulture Goal Sheet for classes 2833-2836.**

2833 Fresh Arrangement - A decorative arrangement of fresh flowers and/or plant materials - Made by the member from materials grown by the member. This creation must be different from an arrangement entered by the member in the home improvement division.

2834 Bucket of Flowers (county only) - Bucket/container planted and arranged by 4-H club members or individual. Minimum size container is 5 quarts; maximum, 5 gallons. Bucket/container can be container of annual or perennial flowers.

2835 Houseplants - May include any houseplant in bloom, any houseplant grown for its foliage (may include one or more plants of the same kind in the same container), cactus or succulent, vining plant, dish garden (with three or more plants.) Plants must be owned and cared for by exhibitor at least 3 months prior to fair. (Two entries allowed.)

2836 A display of vegetables - Raised as the result of work done in 4-H. May include from one to five different kinds or species of vegetables, prepared and displayed as recommended in publication 4-H 462 "Harvesting and Preparing Vegetables for Exhibit." Vegetables are to be judged on the standards listed in the above publication on an individual species basis.

Science, Engineering & Technology

All exhibitors are responsible to read and comply with 4-H exhibit building and Iowa State Fair "General Exhibit Rules" page 18.

CLASS DESCRIPTION: Most exhibit classes have specific guidelines and requirements that will be included in the judging process. Members are highly encouraged to go to <http://www.extension.iastate.edu/4h/> projects to find information about judging criteria for exhibits that they create from their 4-H project learning.

10610 Mechanics - Any exhibit that shows skills or learning about general mechanics or engineering solutions or that involve a combination of skills.

10612 Automotive - Repaired or restored vehicle or educational display showing learning about an automotive idea including automotive maintenance, auto operations, auto safety, or automotive systems. **(Note: vehicles will be on display at the Iowa State Fair one day only, Thursday, August 13).**

10614 Electric - Constructed or repaired article or educational display that shows skills or learning about electric wiring, appliances, lighting, electrical energy sources, safety, etc.

10615 Small Engine - Repaired or restored operating engine or educational display or other type exhibit that shows skills or learning about small engines. This class includes repaired or restored lawn tractors, small motorcycles, go-karts, etc.

10616 Tractor - Repaired or restored tractor (or educational display showing learning related to tractors, tractor mechanics, tractor operations, or tractor safety. (Note: A conference judging opportunity for exhibitors in class 10616 will be offered during exhibit check-in. Tractors will be displayed outside throughout the Iowa Sate Fair. Release time Sunday, August 23, after 7:00 p.m.)

10618 Welding - Constructed item or educational display that shows skills or learning about welding.

10620 Woodworking - Any exhibit that shows learning about wood, woodworking techniques, and safe uses of woodworking tools and machines. Exhibits may include newly constructed or refinished/reclaimed/restored wood items.

10630 Science, Engineering & Technology - Any exhibit that shows learning about or helps explain how science and technology help us interact with the world. Topics include biological and chemical sciences, computers & networking, earth & climate, geospatial mapping (GPS/GIS), or any other application of Science, Engineering, or Technology.

10632 Aerospace - Educational display or other exhibit (including flyable models) showing learning about an aerospace idea or topic.

10634 Robotics - Educational display or other exhibit (including flyable robots) showing learning about robotics and robotic systems.

Science, Engineering & Technology Special Rule: Exhibitors entered in the 4-H Science, Engineering & Technology classes may not enter in similar FFA Ag Mechanics classes and vice-versa.

Agriculture and Natural Resources

All exhibitors are responsible to read and comply with 4-H exhibit building and Iowa State Fair “General Exhibit Rules” page 18.

CLASS DESCRIPTION: Most exhibit classes have specific guidelines and requirements that will be included in the judging process. Members are highly encouraged to go to <http://www.extension.iastate.edu/4h/> projects to find information about judging criteria for exhibits that they create from their 4-H project learning.

Class No.

10210 Crop Production and Plant Science - An exhibit that shows learning about the growth, use, value of field crops, plant growth, soils and soil fertility, or any other learning related to Crop Production and Plant Science.

10220 Conservation, Environment and Sustainability - An exhibit that shows the connections between humans and their environment including energy, energy conservation, stewardship, entomology, conservation, creating habitat, etc.

10222 Entomology - Any exhibit that shows learning from an entomology or bee project (excluding live specimens) that is an outgrowth or an entomology or bee project learning experience. Includes specimen collections and may include products (ex: honey) or equipment as part of the display.

10224 Fish and Wildlife - Any exhibit that shows learning about a fish and/or wildlife project or program such as identification, habitats, harvest, taxidermy, etc. Any specimens must have been legally taken and must include information about date and location of harvest, and who the specimen was acquired from if not self-harvested. Feral pigs (including Russian/European Boar) are NOT permitted in taxidermy exhibits.

10226 Forestry - Any exhibit, including collections, that show learning from participation in a forestry project or program.

10230 Horticulture and Plant Science - An exhibit that shows learning about the growth, use, and value of plants, soils, production, small fruits, vegetable and flower gardens, plant nutrition, careers, etc. (Garden crops and herbs are exhibited in classes in the 4-H Horticulture Department under 4-H Livestock.)

10235 Home Grounds Improvement - An exhibit that shows learning about landscape plans, selection of landscape plants, ornamental garden features, home yard improvement, storage sheds, careers, etc.

10240 Outdoor Adventures - An exhibit that shows learning about backpacking, biking, camping, canoeing, fishing, hiking or other outdoor activities.

10250 Safety and Education in Shooting Sports - An exhibit that shows learning about safe and responsible use of firearms and archery equipment or wildlife management. (The exhibit may not include actual firearms, archery equipment allowed if tips are removed from arrows).

10260 Other Agriculture and Natural Resources - An exhibit that shows learning about agriculture or natural resources and does not fit in any of the classes listed above.

Animals

All exhibitors are responsible to read and comply with 4-H exhibit building and Iowa State Fair “General Exhibit Rules” page 18.

CLASS DESCRIPTION: Most exhibit classes have specific guidelines and requirements that will be included in the judging process. Members are highly encouraged to go to <http://www.extension.iastate.edu/4h/> projects to find information about judging criteria for exhibits that they create from their 4-H project learning.

Class No.

10110 Animal Science - An exhibit (other than the animal itself) that shows the learning about a large or small animal including beef, dairy cattle, dairy goats, dogs, horse & pony, meat goats, pets, poultry, rabbits, sheep and swine. Ownership of any animal is not required.

10120 Veterinary Science - An exhibit that shows learning about keeping animals healthy, animal diseases, animal/human health interaction, or other learning related to Veterinary Science.

FFA Science and Engineering Department

1. Note fair schedule for entry check-in and judging times.
2. Each article exhibited must be the work of an active FFA member and a product of the current chapter year.
3. Each exhibit must be the result of a different learning experience.
4. The exhibitor should be present for judging. If this is not possible, each exhibit must have a 3x5 inch card or a folder which includes:
 - a. What was your exhibit goal(s)?
 - b. How did you go about working toward your goal(s)?
 - c. What were the most important things you learned as you worked toward your goal(s)?
 - d. Do you have ideas of what you would like to do in this project area next year?

If these requirements are not met, the ribbon rating will be lowered one placing.

5. All exhibits are to be labeled only with the official entry tag.
6. There is a limit of seven (7) entries.
7. Class descriptions are listed under the Science and Engineering Department, 4-H & FFA.

“Bucket of Junk” Contest

GOAL: To design an art piece using scraps of metal, junk and your creativity.

- Open to any youth of Wright County.
- Entry for Bucket of Junk Contest (not eligible for State Fair selection)
- Contest will be limited to the first 20 youth participants.

REGISTRATION: Come to the Extension office between May 11, 2020 & May 29, 2020 during normal business hours, to pick-up a 5 gallon bucket containing unique pieces of “junk.”

RULES FOR ENTRY:

1. Exhibitor is to design, fabricate and complete his/her creation. Adult supervision is recommended, but the finished product **must** be the “work” of the exhibitor.
2. You can clean, weld, cut, bolt, fasten, bend, shape, paint or finish the items however you choose, **BUT you cannot add** any additional pieces. (Bolts and wire may be used as fasteners but not as decorative items.)
3. All pieces must be used, except the bucket (to be returned).
4. Be as creative as your mind lets you... don't let the “junk” distract from your creativity.

5. Safety is extremely important when completing your creation! Do not leave razor sharp edges or points that would be dangerous. Work with an adult who has knowledge of tools, machines and proper fabrication technique.

6. Bring the 5 gallon bucket to the fair with your completed creation on Tuesday, July 7, 2020. It must be in place by 3:00 pm, in the designated area in the 4-H building.

7. Exhibit hang tag must be attached to your exhibit. **No goal sheet or photos are needed for this project.**

8. No exhibitor will be permitted in the area during judging.

9. All entries will be presented with participation ribbons.

10. All completed projects will be on display around the fairgrounds, after judging, for the public to enjoy, Wednesday, July 8 through 1:00 pm, Sunday, July 12.

11. The top two creations will be sold at the annual fair auction on Sunday, July 12. The 1st place winner will receive half of the proceeds from the sale of their creation. Proceeds from the remaining exhibit will go to fairground improvements.

13. Most importantly, have fun with your creation!



OPEN CLASS



**Family Crafts, Open Show
(located in 4-H Exhibit Building)**

Shorty Anderson, Superintendent
515-532-2912

Judy Kirstein, Assistant



Quilt Block

Rules and Regulations

1. Blocks entered will become property of the Wright County Fair.
2. A packet of fabric will be available at Art U Creative, 104 N. Main, Clarion for the contestant to use for construction of quilt block. DO NOT ADD FABRICS AND DO NOT QUILT OR EMBELLISH.
3. Exhibitor may use an established pattern or create an original block.
4. Return completed quilt block(s) with excess fabric and creators contact information, as well as name of the block by June 26, 2020, to Wright Co. Fair Block, c/o Art U Creative, 108 N. Main, Clarion, IA 50525 or Sally's Sewing Room, 110 N. Main St., Clarion, IA 50525.
5. Quilt block(s) will be voted on by the public during the fair.
6. Limited to 50 quilt blocks.
7. Quilt Block Contest blocks need to be (12 inches finished - 12-1/2 inches by 12-1/2 inches unfinished).

Needlework Division

Rules and Regulations

1. All entries must be the work of the exhibitor.
2. All entries must be in place between 4:30 p.m. and 6:30 p.m. Tuesday, July 7 and will remain until Sunday evening July 12 at 6:00 p.m. Be prompt! Judging will begin Wednesday, July 8 at 8:00 a.m.
3. All possible care will be taken to protect exhibits, but the management will not be responsible for loss or damage to exhibits or property of the exhibitors. We suggest you bring your articles in plastic bags.
4. All entries will be judged by the following:
 - a. General appearance
 - b. Newness of material
 - c. Individuality
 - d. Neatness and quality of workmanship
5. Entries exhibited in past Fairs will not be accepted.
6. Entries in the Open Family Needlework Show are open to residents in Wright County or adjoining counties.
7. Exhibitor may enter one exhibit in no more than three of the sub-classes in each Class division with sub-classes.
8. No exhibitor will be permitted in area during judging.
9. Decision of the judge is final, not every exhibit will necessarily receive a ribbon!
10. Prize money: Blue - \$2.00, Red - \$1.00, White - Ribbon.
11. A judge's "Choice of Show" may be awarded a purple rosette.
12. Prize money (if any) will be mailed from the Fair Office after the Fair is over. Items must be picked up at 6:00 p.m. on Sunday, July 14 when your item is released at the Arts & Crafts Building. Prize money will not be issued to anyone who removes an exhibit from the show before closing.
13. Entries are limited to amateurs. Anyone who sells quilts or quilting for pay is considered a professional and must enter the professional class. Entries for the professional class must be designated with a "P" immediately following the exhibitor numbers on entry tag. The professionals are not eligible for the judges "Choice of Show" award.

Class 1 - Crochet
a. Afghans and throws
b. Clothing
c. Tatting
d. Miscellaneous
e. Tablecloths
f. Doilies - Starched and Blocked
g. Baby afghans

Class 2 - Hand Stitching
a. Cross-stitch
b. Crewel
c. Candlewicking
d. Hardanger
e. English smocking
f. Embroidery
g. Wall hanging
h. Miscellaneous

Class 3 - Needlepoint
All entries must show decorative needlework- decorative sewing other than plain

sewing (ex: cross stitch, embroidery, needlepoint, plastic canvas, etc.)

a. Wall hangings
b. Pillows
c. Miscellaneous

Class 4 - Latch Hook

a. Wall hangings
b. Rugs
c. Miscellaneous

Class 5 - Holiday Decorations

a. Holiday wall hangings
b. Tree ornaments
c. Novelty items

Class 6 - Knitting

a. Afghans and throws
b. Sweaters and clothing
c. Accessories (mittens, hats, etc.)
d. Miscellaneous
e. Baby afghans

Class 7 - Hand Quilted

Class 8 - Quilts done

by one individual (quilt top and quilting)-Bed Size (twin, full, queen or king)

a. Applique
b. Crazy quilting
c. Machine pieced
d. Paper pieced
e. Machine embroidery
f. Hand embroidery
g. Hand pieced
h. Scrap pieced (contains 20 or more fabrics)

i. Memory quilts (photo or T-shirt)
j. Miscellaneous

Class 9 - Quilts done one individual (quilt top and quilting)-Small (throw, youth, crib, infant, lap, or wall)

a. Applique
b. Crazy quilting
c. Machine pieced

d. Paper pieced
e. Machine embroidery
f. Hand embroidery
g. Hand pieced
h. Scrap pieced (contains 20 or more fabrics)
i. Memory quilts (photo or T-shirt)
j. Miscellaneous
k. Holiday

Class 10 - Quilts by two or more individuals (quilt top done by one or more and quilting done by one or more)- Specify what part of the work you did. -Bed Size (twin, full, queen, or king)

a. Applique
b. Crazy quilting
c. Machine pieced
d. Paper pieced
e. Machine embroidery

f. Hand embroidery
g. Hand pieced
h. Scrap pieced (contains 20 or more fabrics)
i. Memory quilts (photo or T-shirt)
j. Miscellaneous
k. Holiday

Class 11 - Quilts by two or more individuals (quilt top done by one or more and quilting done by one or more)-Small (throw, youth, crib, infant, lap, or wall) - Specify what part of the work you did.

a. Applique
b. Crazy quilting
c. Machine pieced
d. Paper pieced
e. Machine embroidery
f. Hand embroidery
g. Hand piecing

h. Scrap pieced (contains 20 or more fabrics)
i. Memory quilts (photo or T-shirt)
j. Miscellaneous

Class 12 - Other Quilted Articles

A. Jacket or Vest
B. Pillows
C. Purses
D. Totes
E. Table runner
F. 2 Placemats
G. Miscellaneous

Class 13 - Other Pieces Articles (not quilted)

Class 14 - Rugs
Class 15- Miscellaneous

CHANGES TO RULES & REGULATIONS - If quilt or item has a label, it MUST be covered for judging.

Exhibit List

Arts & Crafts Division

Rules and Regulations

1. All arrangements and handmade work must be the work of the exhibitor.
2. All entries must be in place between 4:30 p.m. and 6:30 p.m. Tuesday, July 7 and must be picked up Sunday evening at 6:00 p.m. Be prompt! Judging will begin Wednesday, July 8 at 8:00 a.m.
3. All possible care will be taken to protect exhibits. Management cannot assume responsibility for injury or loss of exhibits.
4. All entries will be judged by the following:
 - a. General appearance
 - b. Newness of material
 - c. Individuality
 - d. Neatness and quality of workmanship
5. Entries exhibited in past Fairs will not be accepted.
6. Entries in the Arts & Crafts Division are open to residents in Wright County or adjoining counties.
7. Exhibitor may enter one item in no more than three sub-classes in each Class Division with sub-class. No copy-righted copies.
8. No exhibitor will be permitted in area during judging!
9. Decision of the judge is final, not every exhibit will necessarily receive a ribbon!
10. Prize money: Blue - \$2.00, Red - \$1.00, White - Ribbon
11. A judge's "Choice of Show" may be awarded a purple rosette.
12. Prize money (if any) will be mailed from the Fair Office after the Fair is over. Items may be picked up at 6 p.m. on Sunday, July 14 when your item is released at the Arts & Crafts Building. Prize money will not be issued to anyone who removes an exhibit from the show before closing.
13. Entries are limited to amateurs only. If you sell for profit you are professional.

Exhibit List

Class 1 - Ceramics	c. Miscellaneous	i. Paper tole	Class 17 - Candles
Class 2 - Pottery	d. Porcelain	j. Calligraphy	a. Molded
a. Thrown	Class 8 - Holiday Decorations	k. Novelty	b. Miscellaneous
b. Slab	a. Fall	Class 10 - Woodwork	Class 18 - Photography
c. Coil	b. Christmas	a. All hand carved	a. People
d. Misc.	c. Thanksgiving	b. Miscellaneous	b. Animals
Class 3 - Leather work (pig, cow, lamb)	d. Easter	c. Shelves	c. Miscellaneous
	e. Miscellaneous	d. Scroll saw	d. Novelty
Class 4 - Rosemaling	Class 9 - Pictures	e. Recycled Wood	e. Landscape
a. Large	a. Oil	f. Novelty	f. birds
b. Small	b. Watercolor	Class 11 - Macramé	Class 19 - Cartoon
Class 5 - Stenciling	c. Charcoal, color chalks, pencil	Class 12 - Tole Painting	Class 20 - Greeting Cards
Class 6 - Folk Art	d. Acrylics	Class 13 - Jewelry	a. Holiday
Class 7 - Dolls	e. Ink	Class 14 - Novelty	b. Miscellaneous
a. Soft	f. Etched	Class 15 - Baskets	c. Stamped
b. China	g. Scratch Art	Class 16 - Miscellaneous	d. Novelty
	h. Miscellaneous		

Family Crafts for Residents of Care Facilities

This is a separate class for any residents of any of our Care Facilities. The exhibits can be entered in classes as follows. No copyrighted copies. Items can only be shown one year. Each exhibitor may exhibit a total of three exhibits.

Needlework Division	Class 7 - Quilting	Class 4 - Rosemaling	Class 11 - Macramé
Class 1 - Crochet	Class 8 - Rugs	Class 5 - Stenciling	Class 12 - Oil Painting
Class 2 - Hand Stitching	Class 9 - Miscellaneous	Class 6 - Folk Art	Class 13 - Tole Painting
Class 3 - Needle Point	Arts and Crafts Division	Class 7 - Dolls	Class 14 - Jewelry
Class 4 - Latch Hook	Class 1 - Ceramics	Class 8 - Holiday Decorations	Class 15 - Novelties
Class 5 - Holiday Decorations	Class 2 - Pottery	Class 9 - Pictures	Class 16 - Baskets
Class 6 - Knitting	Class 3 - Leather	Class 10 - Woodwork	Class 17 - Miscellaneous

Junior Exhibitors 17 and under

Prize money (if any) will be mailed from the Fair Office after the Fair is over. Items must be picked up at 6:00 p.m. on Sunday, July 14 when your item is released at the 4-H Exhibit Building. Prize money will not be issued to anyone who removes an exhibit from the show before closing.

Prize money: Blue - \$2.00, Red - \$1.00, White - Ribbon

Class 1 - Open Arts & Crafts for ages 12-17

- a. Jewelry
- b. Pottery
- c. Pictures
- d. Plastic canvas
- e. Miscellaneous
- f. Posters
- g. Plastic Beads
- h. Wall hanging - cross-stitch

- i. Weaving
- j. Wood items
- k. Novelty
- l. Tin Punch
- m. Stenciling
- n. Pincushion
- o. Decoration
- p. Photography
- q. Canvas Painting

Class 2 - Open Clothing & Textiles 12-17

Class 3 - Open Arts & Crafts for ages up to 11

- a. Jewelry
- b. Pottery
- c. Pictures
- d. Plastic canvas
- e. Miscellaneous
- f. Posters

- g. Plastic Beads
- h. Wall hanging - cross-stitch
- i. Weaving
- j. Wood items
- k. Novelty
- l. Tin Punch
- m. Photography
- n. Canvas Painting

Class 4 - Open Clothing & Textiles for ages up to 11

Clothing & Textiles Division Rules and Regulations

1. All entries must be the work of the exhibitor.
2. All entries must be in place between 4:30 p.m. and 6:30 p.m. Tuesday, July 7 and need to be picked up at 6:00 p.m. Sunday evening. Be prompt! Judging will begin Wednesday, July 8 at 8:00 a.m.
3. All possible care will be taken to protect exhibits, but the management will not be responsible for loss or damage to exhibits or property of the exhibitors. We suggest you bring your articles in plastic bags.
4. All entries will be judged by the following:
 - a. General appearance
 - b. Newness of material
 - c. Individuality
 - d. Neatness and quality of workmanship.
5. Entries exhibited in past Fairs will not be accepted.
6. Entries in the Clothing & Textile Division are open to residents in Wright County or adjoining counties.
7. Exhibitors may enter one item in no more than three of the sub-classes in each Class Division with sub-classes.
8. No exhibitors will be permitted in area during judging.
9. Decision of the judge is final, not every exhibit will necessarily receive a ribbon!
10. Prize money: Blue - \$2.00, Red - \$1.00, White - Ribbon.
11. A judge's "Choice of Show" may be awarded a purple rosette.
12. Prize money (if any) will be mailed from the Fair Office after the Fair is over. Items may be picked up at 6:00 p.m. on Sunday, July 14 when your item is released at the Arts & Crafts Building. Prize money will not be issued to anyone who removes an exhibit from the show before closing.

Exhibit List

Class 1 - Infants and children

Class 2 - Adult sportswear

- a. Blouse
- b. Pants
- c. Skirt
- d. T-Shirts

Class 3 - Holiday Apparel

Class 4 - Dress

Class 5 - Novelty sewing

Class 6 - Jackets

Class 7 - Recycled Material

- a. Denim
- b. Dresses
- c. Vest

Class 8 - Sweatshirts

a. Applique

b. Miscellaneous

c. Stripe piecing

d. Novelty

e. Ribbon weaving

Class 9 - Vests

- a. Applique
- b. Miscellaneous
- c. Stripe piecing
- d. Novelty

e. Christmas

Class 10 - Denim

- a. Applique
- b. Christmas
- c. Misc.
- d. Novelty

Class 11 - Miscellaneous

Products of the Kitchen

Rules and Regulations

1. All entries must be the work of the exhibitor.
2. All entries must be in place between 4:30 p.m. and 6:30 p.m. Tuesday, July 7 and must be picked up by 6:00 p.m. Sunday evening. Be prompt! Judging will begin Wednesday, July 8 at 8:00 a.m. Entry could be brought in from 7:30-8:00 a.m. of judging day.
3. All possible care will be taken to protect exhibits, but the management will not be responsible for loss or damage to exhibits or property of the exhibitors. We suggest you bring your articles in plastic bags.
4. Entries in this department are limited to amateurs only. Anyone who bakes goods to sell for profit is considered professional.
5. Exhibitors may enter one item in any sub-class.
6. Entries in the Products of the Kitchen are open to residents in Wright County and adjoining counties.
7. Cookies should be placed on double or rigid 6 or 8 inch paper plates. Breads should be on heavy corrugated cardboard covered with plain white paper. The cardboard should not extend more than 1/2 inch from the edge of the product. All products must have entry tags securely tied to pass.
8. Judging will be based upon appearance, texture and taste. Judge will decide which ribbons, if any, are to be awarded. In articles having no competition they will not award a premium unless Judge feels they are worthy of one.
9. No exhibitor will be permitted in area during judging.
10. Decision of the judge is final, not every exhibit will necessarily receive a ribbon!
11. Prize money: Blue - \$2.00, Red - \$1.00, White - Ribbon.
12. A judge's "Choice of Show" may be awarded a purple rosette.
13. Prize money (if any) will be mailed from the Fair Office after the Fair is over. Items must be picked up at 6:00 p.m. on Sunday, July 14 when your item is released at the 4-H Exhibit Building. Prize money will not be issued to anyone who removes an exhibit from the show before closing.
14. Must include recipe for each food item.

Exhibit List

Class 1 - Breads

- a. Loaf yeast bread (white)
- b. Loaf yeast bread (whole wheat or graham)
- c. Rye bread
- d. Cloverleaf rolls, three (whole wheat)
- e. Butterhorn rolls, three
- f. Cinnamon rolls, three (unfrosted)
- g. Coffee cake, quick (9x9 or 8x8) (unfrosted)
- h. Quick bread with vegetables
- i. Quick bread with fruits
- j. Corn bread
- k. Dinner rolls, three
- l. Muffins, four

- m. Home milled flour
- n. Miscellaneous
- o. Sweet rolls (unfrosted)

Class 2 - Cookies

- a. Chocolate chip, 3 cookies
- b. Molasses, 3 cookies
- c. Oatmeal, 3 cookies
- d. Kringla, 3 cookies
- e. Chocolate brownies, 3 (spread type, not iced)
- f. Ice box, 3 cookies (not frosted)
- g. Chocolate drop cookies, 3 (not frosted)
- h. Bar cookies, 3
- i. Sugar cookies, 3
- j. Unbaked cookies, 3
- k. Ginger

- l. Miscellaneous
- m. Sugar free
- n. Spritz
- o. Holiday cookies
- p. Peanut butter
- q. Decorated

Class 3 - Decorated Cakes & Cookies

- a. Plate of 4 cupcakes - not paper cups
- b. Decorated cake
- c. Miscellaneous

Class 4 - Canned Goods

- (Include procedure for each food item)*
- a. Pickles
 - b. Vegetables

- c. Sauce
- d. Meats
- e. Jelly & jams
- f. Relish
- g. Miscellaneous
- h. Fruit

Class 5 - Pies

- No soft pies.
Use disposable pan.*
- a. Fruit
 - b. Pecan

Class 6 - Candy

- a. Fudge
- b. Mints
- c. Miscellaneous

Class 7 - Cobbler



Horticulture Department
Barb Ainger, Superintendent
Marla Hill, Assistant Superintendent
Rules and Regulations

Read this section carefully. No awards will be given to inferior exhibits.

1. All fruits, vegetables, flowers, plants, and arboreal must be grown by the exhibitor. Entries limited to amateur gardeners.
2. Two members from the same family may not exhibit the same class unless the Junior Gardener (under 18) has his or her own section in the garden. Please comply.
3. All entries must be in place between 8:30 a.m. and 11:00 a.m. on Thursday, July 9 and remain until 6:00 p.m. Sunday evening, July 12. Judging will be at 12:30 on Thursday, July 9.
4. No entry fee is required.
5. Each exhibitor may enter up to three exhibits in any one class as the schedule permits. However, each exhibit must be a different cultivar, color, or type and named. Up to three varieties may be entered in a class, if named. Plates for vegetables will be furnished.
6. Awards given are recorded under each Division.
7. All possible care will be taken to protect exhibits, but the management will not be responsible for loss or damage to exhibits.
8. Prize money (if any) will be mailed from the Fair Office after the Fair is over. Items must be picked up at 6:00 p.m. on Sunday, July 14 at the 4-H Building. No prize money will be issued to anyone removing an exhibit from the show before closing.
9. Prize money: 1st - \$2.00, 2nd - \$1.00, 3rd - Ribbon.
10. The Award of Merit ribbon will be given in each division if warranted. A Judge's "Best of Show" ribbon will be awarded for the best entry of the whole show.
- 11. Entries in the Horticulture Department are open to residents in Wright County or adjoining counties.**



Vegetable and Fruit Section

When selecting entries for exhibit, the condition and uniformity of size are factors in judging, so choose carefully. Table use size is preferred.

Gently wash all dirt off, do not scrub!

Do not remove husks from corn or skin from onions.

A strip of corn husk is to be peeled back sufficiently so the judge may see top of each ear and condition of kernels.

Cut off roots from onions. Pick onions a few days before fair so they can dry.

Exhibit herbs in water.

Judge's decisions are final.

Division I - Vegetables		
101. Beans, green, 6	123. Peas, sugar snap, 5 pods	140. Tomato, patio, 3 (remove stem)
102. Beans, yellow, 6	124. Peppers, red, 3	141. Tomato, early hybrid, 3 (remove stem)
103. Beans, any other, 6	125. Peppers, green, 3	142. Turnip, 1" left on top, 3
104. Beets, leave 1" top, 3	a. Bell	143. Any other vegetable, small, 3
105. Cabbage, green, 1	b. Other	144. Any other vegetable, medium, 2
106. Cabbage, red, 1	126. Peppers, any other color, 3	145. Any other vegetable, large, 1
107. Cauliflower, 1	127. Peppers, sweet salad, 3	146. Basket of at least 5 varieties, named (use a cloth to line basket)
108. Corn, white, shucks left on, 3	128. Peppers, hot, 3	147. Unusual shaped vegetable, 1
109. Corn, yellow, shucks left on, 3	129. Peppers, collection of 3 varieties, named	148. Broccoli, 1
110. Corn, bi-color, shucks left on, 3	130. Potatoes, red, new (2" or under), 3	Division II - Fruits
111. Carrot, leave 1" top, 3	131. Potatoes, red, mature, 3	201. Apple, early variety, 3
112. Cucumber, slicing, 3	132. Potatoes, white, new (2" or under), 3	202. Blackberries, 10
113. Cucumber, pickling, 3	133. Potatoes, white, mature, 3	203. Blueberries, 10
114. Eggplant, 1	134. Potatoes, any other, 3	204. Cherries, 10
115. Kohlrabi, 3	135. Potatoes, collection of 3 varieties, named	205. Grapes, 1 bunch on paper plate
116. Lettuce, in water, 3 leaves or 1 head	136. Spinach, in water, 3 leaves	206. Melon, cantaloupe, 1
117. Onion, white, 1" top left on, 3	137. Squash, zucchini	207. Melon, watermelon, 1
118. Onion, yellow, 1" top left on, 3	138. Squash, summer, any other variety	208. Raspberries, black, 10
119. Onion, red, 1" top left on, 3	139. Tomato, cherry, 5 (remove stem)	209. Raspberries, red, 10
120. Onion, plate of 3 varieties, named		
121. Onion, green, finger-size, 5		
122. Peas, green, 5 pods		
		210. Rhubarb, 3 (pull out of ground, trim leaves to 1-1/2 inches & tie together at both ends)
		211. Strawberries, 5
		212. Any other fruit, 3 small, 2 medium or 1 large
		213. Mulberries, 10
		Division III - Herb
		301. Basil, 3 stems
		302. Chives, 5 stems
		303. Dill, 1 specimen
		304. Garlic, 1 stalk-1 inch top left on
		305. Lavender, 3 stems
		306. Mint, 3 stems
		307. Oregano, 3 stems
		308. Parsley, 3 stems
		309. Any other herb, 3 stems
		310. Collection of 5 varieties, named
		311. Sage, 3 stems
		312. Thyme, 3 stems

Flower and Plant Section

Most flower specimens should be conditioned: cut stems evening before entering, place in water immediately, gently wash if dirty, pick off any bugs or damaged leaves, keep in cool place overnight.

Condition, uniformity of blooms, straightness of stems, healthy foliage will be some of the factors considered by the judge. Labeling entry with name of variety will be an asset.

Bring specimens in suitable inexpensive clear glass containers (no colored). Stems must be visible to judge without removing flowers from container. Some attached foliage must remain on stem having foliage. Please do not have foliage under the water line on specimens where removal is possible. All stems must be the same length. Plastic wrap may be used to cover top of containers so stems are straight.

The chairman shall have the right to remove an exhibit if it becomes unsightly. Exhibitors may replace wilted flowers, after judging, if they wish.

Helpful Hints:

A spray is a branched stem with more than 1 bloom or bud.

Dahlias - disbud, no green centers, stems straight.

Daylilies - may have discarded blooms, which have been cut off.

Gladiolas - don't disbud.

Knockout Roses are shrubs.

Double Potting is permissible for container plants.

Division IV - Annuals

Annuals - have to plant each year or reseed itself

401. Aster, single, 1 color, 3 stems
402. Aster, double, 1 color, 3 stems
403. Aster, mixed colors, 3 stems
404. Bachelor Buttons, 1 color, 3 stems
405. Bachelor Buttons, mixed colors, 3 stems
406. Bells of Ireland, leaves attached, 1 stem
407. Calendula, 1 color, 3 stems
408. Carnations, may mix colors, 1 variety, 3 stems
409. Celosia, plumbed, 1 stem
410. Celosia, crested, 1 stem
411. Celosia, pink candle, 1 stem
412. Celosia, miniature, 1 bloom
413. Coleus, may mix colors, 1 variety, 3 stems
414. Cosmos, may mix colors, 1 variety, 3 stems
415. Dianthus (annual), may mix colors, 3 stems
416. Gaillardia, (blanket flower), 1 color, 3 stems
417. Impatiens, single, 1 color, 3 stems
418. Impatiens, double, 1 color, 3 stems
419. Impatiens, mixed colors, 3 stems
420. Larkspur, may mix colors, 3 stems
421. Lobelia, (annual), 1 color, 3 stems
422. Marigold, single type, 1 color bloom, 2 sprays
423. Marigold, small double
 - a. 1 color, 2 sprays
 - b. 1 color, 3 stems
424. Marigold, medium double
 - a. 1 color, 2 sprays
 - b. 1 color, 3 stems
425. Marigold, large
 - a. 1 color, 2 sprays
 - b. 1 color, 3 stems
426. Marigold, collection of 3 varieties, named
427. Nasturtium, one color, 3 stems
428. Nasturtium, mixed colors, 3 stems
429. Pansy, one variety, 3 stems
430. Pansy, mixed colors, 3 blooms
431. Petunia, single, may mix colors, 3 stems
432. Petunia, double, may mix colors, 3 stems
433. Petunia, miniature (low-growing), may mix colors, 3 stems
434. Petunia, new "waves", may mix colors, 3 stems
435. Petunia, variegated, may mix colors, 3 stems
436. Petunia, mixed colors, 3 stems
437. Phlox (annual), may mix colors, 3 stems
438. Poppy (annual), may mix colors, 1 variety, 3 stems
439. Rudbeckia (annual), 1 color, 3 stems
440. Saliva, red, 1 variety, 3 stems
441. Saliva, any other color, 1 variety, 3 stems
442. Snapdragon, small, 1 color, 3 stems
443. Snapdragon, medium, 1 color, 3 stems
444. Snapdragon, large, 1 color, 3 stems
445. Snapdragon, mixed colors, 3 stems
446. Statice, 1 color, 3 stems
447. Sunflower, small, 1 variety, 3 stems
448. Sunflower, medium, 1 variety, 3 stems
449. Sunflower, large, 1 stem
450. Sweet Peas, may mix colors, 1 variety, 3 blooms
451. Sweet William, may mix colors, 1 variety, 3 stems
452. Verbena (annual), 1 color, 3 stems
453. Viola, 1 variety, 3 stems

454. Viola, different colors, 3 stems
455. Vinca (periwinkle), 1 color, 3 stems
456. Zinnia, small, 1 color, 3 stems
457. Zinnia, medium, 1 color, 3 stems
458. Zinnia, large, 1 color, 3 stems
459. Zinnia, different colors, 1 variety, 3 stems
460. Any other annual, small, 1 color, 3 stems
461. Any other annual, medium, 1 color, 3 stems
462. Any other annual, large, 1 stem
463. Any other annual vine in bloom, 1 color, 3 stems
464. Any other annual used for drying, must be fresh, 1 variety, 3 small or 3 medium or 1 large
465. Annuals, collection of 5 varieties, same color family, named
466. Annuals, collection of 5 varieties, named
467. Cleome (Spider Flower), 1 stem

Division V - Perennials

Perennials - come up every year from the root

501. Astilbe, (spirea), 1 spike
502. Aster (perennial), 1 variety, 3 stems
503. Black-eye Susan (rudbeckia), 1 color, 3 stems
504. Chrysanthemum, 1 spray
505. Clematis, 1 flower in dish
506. Coreopsis, 1 color, 3 stems
507. Daisy, gloriosa, 1 variety, 3 stems
508. Daisy, painted (pyrethrum), 1 variety, 3 stems
509. Daisy, Shasta, 1 variety, 3 stems
510. Decorative Grasses, 1 variety, 3 stems
511. Delphinium, 1 stalk
512. Dianthus (perennial), may mix colors, 3 stems
513. Echinacea, 1 stem
514. Foxglove, 1 stem
515. Geranium (hardy), 1 variety, 3 stems
516. Globe Thistle (Echinops), 1 stalk
517. Gypsophila (baby's breath), 1 stem
518. Heuchera (coral bells), 1 variety, 3 stems
519. Hollyhock, miniature, 1 stalk
520. Hollyhock, single, 1 stalk
521. Hollyhock, double, 1 stalk
522. Hosta, small, 1 variety, 3 stems (width up to 2 in.)
523. Hosta, medium, 1 variety, 3 stems (width up to 4 in.)
524. Hosta, large, 1 variety, 3 stems (width up to 6 in.)
525. Hosta, very large, 1 variety, 3 stems (width over 6 in.)
526. Hosta, collection of 5 varieties, named
527. Lobelia, (perennial), 1 variety, 3 stems
528. Monarda, 1 variety, 3 stems
529. Phlox, white, 1 stem
530. Phlox, purple, 1 stem
531. Phlox, any other color, 1 stem
532. Platycodon, 1 variety, 1 stem
533. Poppy (perennial), 1 variety, 3 stems
534. Scabiosa, 1 variety, 3 stems
535. Sedum, 1 stem
 - a. Green
 - b. Variegated
 - c. Red
536. Verbena (perennial), 1 variety, 3 stems
537. Veronica (speedwell), 1 stem
538. Yarrow (achillea), fresh, 1 variety, 3 stems
539. Perennials, any other perennial, small, 1 variety, 3 stems
540. Perennials, any other perennial, medium, 1 variety, 3 stems
541. Perennials, any other perennial, large, 1 stem

- 542. Perennials, any other perennial, vine in bloom, 3 stems
- 543. Perennials, any other perennial used for drying, must be fresh, 1 variety, 3 small, 3 medium or 1 large
- 544. Perennials, collection of 5 varieties, same color family, named
- 545. Perennials, collection of 5 varieties, named
- 546. Wild Flowers, 3 stems
- 547. *Companula* (Bellflower) 1 stem

Division VI - Bulbs & Related Structures

- 601. Allium, small, 1 variety, 3 stems
- 602. Allium, medium, 1 variety, 3 stems
- 603. Allium, large, 1 stem
- 604. Begonias, tuberous, 1 (like a rose)
- 605. Begonias, fibrous, 1 (smaller, individual)
- 606. Dahlias, extra large decorative, 9-11", 1
- 607. Dahlias, large decorative, 7-9", 1
- 608. Dahlias, medium decorative, 4-7", 1
- 609. Dahlias, small decorative, 3-4", 1
- 610. Dahlias, border, 3
- 611. Dahlias, cactus, 1
- 612. Dahlias, pompon, 1
- 613. Dahlias, spider, 1
- 614. Dahlias, water lily type, 1
- 615. Daylily (*hemerocallis*), Miniature bloom up to 2"
- 616. Daylily, double, 1
- 617. Daylily, 1 Scape
 - a. Small
 - b. Medium
 - c. Large
- 618. Daylily, common roadside (orange), 1
- 619. Daylily, collection of 5 varieties, named
- 620. Gladiolus, solid color, 1
- 621. Gladiolus, bi-color, 1
- 622. Gladiolus, tri-color, 1
- 623. Gladiolus, dwarf, 1
- 624. Gladiolus, collection of 5 varieties, named
- 625. *Liatris*, 1 variety, 3 stems
- 626. Lily, tiger, 10-20 flowers per stalk, 1
- 627. Lily, trumpet, Aurelion, 1 (includes Easter)
- 628. Lily, oriental, 1 (fragrant)
- 629. Lily, Asiatic, 1
 - a. Light
 - b. Dark
- 630. Lily, calla, 1
 - a. White
 - b. Colored
- 631. Lily, any other true lily not listed, 1
- 632. Lily, water, 1 in dish
- 633. Any other bulb or related structure not listed, 1
- 634. Collection of 5 varieties, named

Division VII - Roses

- 701. Rose, tea, grown disbudded, 1 bloom
- 702. Rose, grandiflora, grown disbudded, 1 bloom
- 703. Rose, shrub, 1 stem
- 704. Rose, miniature
 - a. 1 stem
 - b. 1 spray
- 705. Rose, climbing, 1 stem
- 706. Rose, floribunda, 1 bloom
- 707. Rose, collection of 3 blooms, 1 variety
- 708. Rose, collection of 3 varieties, named

Division VIII - Container Plants

Please groom well before exhibiting!

Indoor Containers

- 801. Cactus, 1
- 802. Cactus garden with 2 or more varieties
- 803. Christmas cactus
- 804. Fern
- 805. Ivy
- 806. Piggy Back Plant
- 807. Philodendron
- 808. Spider or airplane plant
- 809. Succulent
- 810. Succulent garden with 2 or more varieties
- 811. Swedish Ivy
- 812. African Violets, single crown, single, any color
- 813. African Violets, single crown, double, any color
- 814. African Violets, single crown, miniature, any color
- 815. Wandering Jew
- 816. Any other houseplant
- 817. Any other blooming houseplant
- 818. Any other houseplant vine
- 819. Any other houseplant grown for foliage
- 820. Any other houseplant in unusual container
- 821. Two or more house plants in one container
- 822. Fairy Garden
- 823. *Pathos*

Summer Outdoor Containers

- 851. Any seasonal plant, 1 variety
- 852. Any seasonal planter with 2 or more varieties
- 853. Any seasonal hanging plant in bloom, 1 variety
- 854. Any seasonal hanging plant in bloom, 2 or more varieties
- 855. Any other seasonal plant(s), 1 or more varieties

Division IX - Arboreal (6-24 inches)

- 901. Barberry, red leaf, 1 branch
 - a. miniature
 - b. regular
- 902. Barberry, yellow leaf, 1 branch
- 903. Crab apple, 1 branch
- 904. Evergreen, 1 branch
- 905. Fruited branch grown for birds, 1 branch
- 906. Grown for flower, 1 branch
- 907. Grown for flower in bloom, 1 branch
- 908. High bush cranberry, 1 branch
- 909. Any other branch not listed, 1 branch
- 910. Collection of 3 branches, named, displayed in basket or large clear vase
- 911. Hydrangea, 1 branch
 - a. White
 - b. Colored
- 912. *Potentilla*, 1 variety, 3 stems
- 913. Norfolk Pine

Division X - Bouquets of Flowers

- 1001. Bouquet of at least 5, 1 kind of flower, mixed colors, named
- 1002. Bouquet of at least 5, mixed flowers, mixed colors, named
- 1003. Bouquet of at least 5, mixed flowers, same color family, named



Wright County Fair SPONSORSHIP PROGRAM



Please contact Tricia Rosendahl, Manager or any fair board member, to become a fair sponsor or for any additional information.

to the **WRIGHT COUNTY**
District Junior Fair

James R. Jo

Individual Buttons Sell for \$20

Family Pack:

- Sells for \$50
- 4 Grandstand Buttons
- 2 Ride Ticket Packs
- 1 Carnival Game Voucher
- 1 Food Coupon Pack

Blue Ribbon Club:

- Sells for \$100
- 8 Grandstand Buttons
- 4 Ride Ticket Packs
- 2 Carnival Game Vouchers
- Paper Advertising
- 2 Food Coupon Packs

Silver Club:

- Sells for \$250
- 15 Grandstand Buttons
- 6 Ride Ticket Packs
- 3 Carnival Game Vouchers
- Paper Advertising
- 3 Food Coupon Packs

Gold Club:

- Sells for \$500
- 25 Grandstand Buttons
- 8 Ride Ticket Packs
- 3 Carnival Game Vouchers
- Grandstand Sign
- Arena Sign
- Paper Advertising
- 5 Food Coupon Packs

Diamond Club:

- Sells for \$1,000
- 50 Grandstand Buttons
- 14 Ride Ticket Packs
- 6 Carnival Game Vouchers
- Web Page Advertising
- Grandstand Sign
- Arena Sign
- Paper Advertising
- 10 Food Coupon Packs

Platinum Club:

- Sells for \$2,500
- 125 Grandstand Buttons
- 28 Ride Ticket Packs
- 12 Carnival Game Vouchers
- Web Page Advertising
- Grandstand Sign
- Arena Sign
- Paper Advertising
- 25 Food Coupon Packs

Deadline for all packages is June 30th

July 8-13, 2020

Wright County Fair, PO Box 125, Eagle Grove, IA 50533 or 515-448-3351

2019 Wright County Fair Sponsors

PLATINUM CLUB - \$2,500

Centrum Valley Farms
Hagie Manufacturing

DIAMOND CLUB - \$1,000

Ag Processing, Inc.
Blairswright Farms
Clarion Ruritans
Corn LP
Farm Bureau Financial Services
Gold-Eagle Coop
Iowa Specialty Hospitals
North Central Coop
Palsville Acres, Larry & Karla Pals
Pok-A-Dot Plumbing & Welding
Prestage Foods of Iowa
Printing Services, Inc.
Sally & Peter Parsonson
Security Savings Bank
Brandon & Nora Thompson
USA Chemical
Wells Fargo
Woolstock Mutual Telephone

GOLD CLUB - \$500

Bradford Group, Inc.
Casey's General Store
Clarion Locker
Clarion-Goldfield-Dows FFA
Eagle Building Supply
Eagle Pharmacy
Eagle Trenching
Ennis Corporation
Farm Nutrients
First Citizens Bank
First State Bank /
Town & Country Insurance
Goldfield Vet Clinic,
Dr. Steven Leppert
Grandgeorge Farms, Don & Sue
Kenny Hamer Family
Hanson & Sons Tire & Auto Repair
Hennigar Construction
Humboldt Mutual Insurance
Association
Iowa Forklift & Equipment
K&K Construction / Equipco
KCN Equipment
Maier Trenching
Meyer Ag Services
Mid-American Energy
Moffitt Dental Center
New Cooperative
North Iowa Real Estate
Oaks Garden Spot /
Rasmussen Lawn Care
Oldson Plumbing & Heating
Jason Opheim Seeds
Prairie Energy Coop
Principal Builders
Raccoon Valley Ag,
Gabe & Megan Fiscus
Rotary Senior Living

Schreiber Ag Service
Smith Crop Insurance,
Terri Avery
Stein Heating & Cooling
Sumners Insurance Agency
Thrivent Financial
Trash Man
W&H Coop
Wadle Contracting,
Grant Wadle
Wright County Cattlemen
Wyffels Hybrids,
Brad Grandgeorge
Zoetis

SILVER CLUB - \$250

Belmond Independent
Chappy's on Main
Matthew & Brandy Crawford
Dental Center of North Iowa
Eagle Grove Eagle
Evan's Furniture & Floor Covering
Ewing Funeral Homes
Fareway, Eagle Grove
First State Bank, Belmond
Hancock Co. Coop Oil
Brian & Michelle Harle
K. Con. Inc., Troy & Yale Kastler
Dr. Pamela Kelch, DDS
Dean & Abby Kirstein
KQWC
Paul Kraft Farms
Rodney & Sally Legleigter
Robert & Bonnie Leist
Packard Electric
Pritchards, Belmond
Rails Bar & Grill
& Depot Event Center
Snack Village
Syngenta Seeds
T&D Service
TMI Services
Town & Country Realty,
Carol Haupt
Matt Trask Farms, LLC
UnityPoint Clinic, EG
Troy & Heidi Watne
Grant & Nicole Woodley
Wright County Monitor
Ziegler Cat, Phil Halbach

BLUE RIBBON - \$100

Myron & Jana Amdahl
American National Insurance,
Mike Grandgeorge
Larry & Shorty Anderson
Andrews Funeral Homes
and Floral Shop
Roy & Jeannie Arends
Art U Creative / Preppy Farmer
Denise & Darron Baker
Tamara Beisel
Ben Franklin

Bob Loux Seeds
Kenny & Jacki Bock
Marty & Wendy Brandt
Broadway Vision Source
Austin & Angela Charlson Family
Christ Furniture
Todd & Diana Christians
DK Arndt, CPA
DND Livestock
Eagle Grove Chiropractic,
Aaron Parrott
Eagle Monument Company,
Bob & Colleen Bartlett
Eisenstrager Law Office
Brian & Betty Ellis
Farmer's National Company,
Kent & Muriel Gearhart
Dan & Candi Flumerfelt
Don & Donna Flumerfelt
Fort & Schlegel, CPA PC
Foust Funeral Home
Bruce Frink, CPA
Dr. David Gildner, Optometrist
Gamma's Attic,
Tom & Melissa Niederhauser
Jan & Gary Grandgeorge
Green Belt Bank & Trust
Jo Gustafson
H & J Buseman Farms
H & K Plumbing
Rick & Sue Hammen
Paul Hardy
Scott & Dina Hasty
Haugen Construction
Mike & Kim Heller
Dean & Dirk Helmke Families
Jack Henry
Hogan♦Hansen
Jeremy & Jennifer Hogrefe
Jerry & Doris Holmes
Houser, Berkland & Simonson
Cory & Casey Howell
Tom & Dee Huntley
Inner Dynamic Design, Inc.
J&J Sports
Beth & Steve Jackson
Jasperson Insurance
JLM Enterprises, Inc.
Dennis & Tammy Johnson
Kauffman's Wood Creations
Kinslie's Kringla
Kent & Kelly Kirstein
Dean & Lisa Kluss
Koester/Miller Family
Lawson Auto Body
Lewright Meats & Deli
Gil Loux
Deb Lukes
Lyle's Ford
M&S Construction
Maasdam Construction

Malloy Law Firm, LLP
Mike & Sue Mechem
Jim & Jennifer Mewes
Kurt & Alexis Morgan
Mr. G's for Him & Her
Dan & Lynne Odland
Dave & Annette Odland
Eugene Pals
Julia Pals
Paradigm Benefits,
Bob Powers & Rod Brooks
Pizza Ranch, Clarion
Harlan & Judy Poolman
Justin & Shawna Pralle
Property Link Real Estate
Purple Ribbon Beef
Yvonne Rasmussen
Reflections, Sabrina Beck
Jo Reynolds, CFE
Bruce Rholl
Doug & Cindy Riley
Maurice & Gladys Riley
Darren & Reina Robinson
Gary & Nancy Rosendahl
Tricia Rosendahl
Sam's Chinese Kitchen
Aaron & Shonda Schafer
Jason & Peggy Schluttenhofer
Denny & Missy Schultz
Troy & Lynn Seaba
Severson Seed
Smoke Shop & Gutter Specialist
Abe Spangler
Ron & Linda Spangler
Scott & Angie Spangler
State Farm, Holly Narber
R&S Stevens Seed
Robert Stevens
Stevenson Insurance
Ken Stoakes Accounting
Florine & Ron Swanson
Stu & Lori Swanson Family
Greg & Heather Sweeney
Barb Tanner
Tate Farms, Travis & Stacy
Allen & Mary Tesdahl
Rich Thompson Family
Scott & Rhonda Thompson
Jeremy & Melissa Toomsen
True Value, Belmond
United Coop
Urness Hardware
Deb Vance
Brian & Pam Wagner
Jeff & Jill Watne
Stan & Pam Watne
Wayne & Lanette Watts
Loren Wenzel Family
Whaley Farms
Rick & Connie Wilson
Zwiefel Ag., Inc.

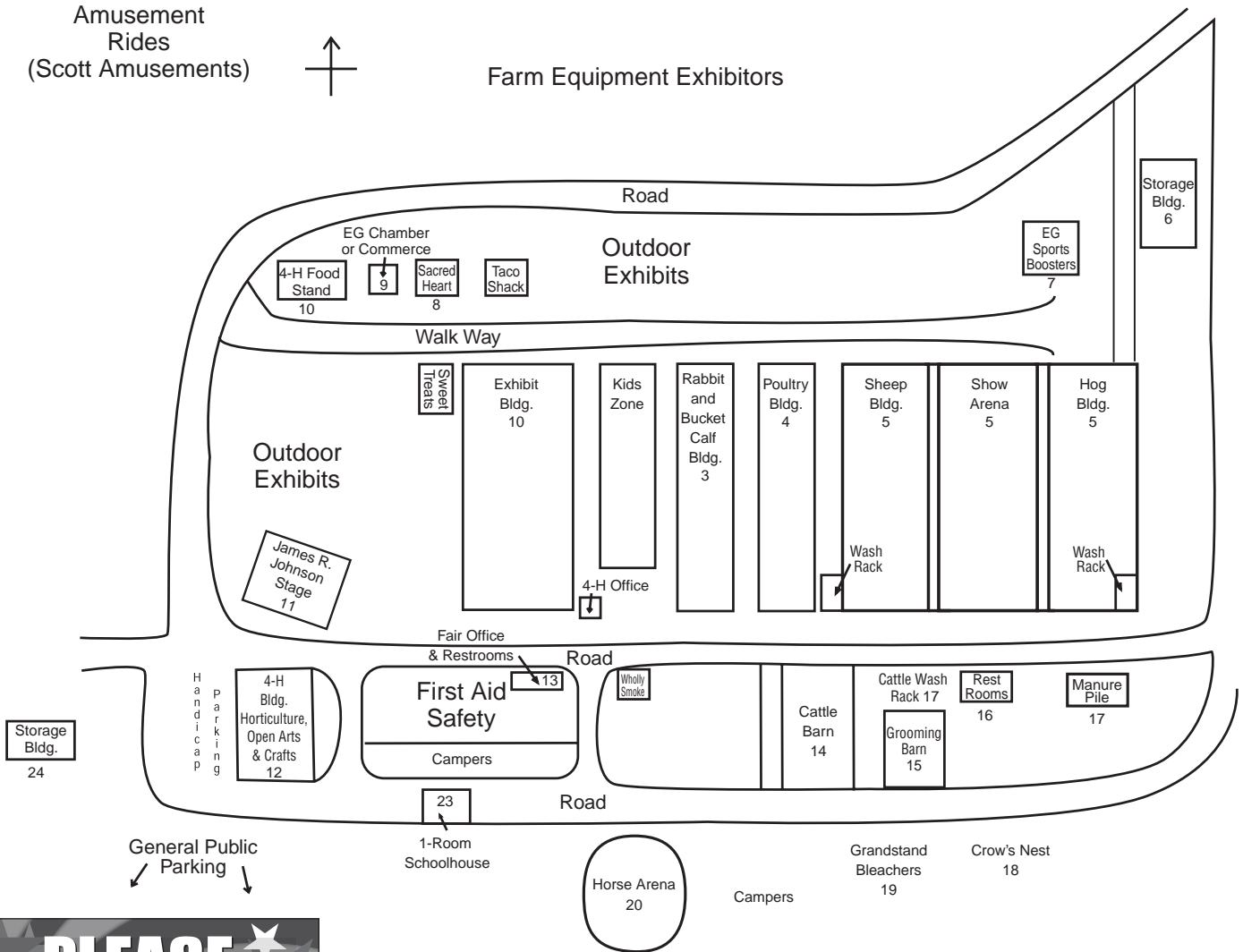
Thank you to all the sponsors of the 2018 Wright County Fair. We look forward to your continued support in 2020.

MAP OF FAIRGROUNDS

Amusement Rides
(Scott Amusements)



Farm Equipment Exhibitors



PLEASE Remember

1. THE GOAL IS LEARNING, NOT WINNING.
2. THE JUDGES ARE TRAINED, YET STILL ARE HUMAN.
3. SUPERINTENDENTS ARE SKILLED, AND THEY VOLUNTEER.
4. WE TAKE YOUR CHILD'S SUCCESS SERIOUSLY, WE TAKE THEIR ENJOYMENT IN THE LEARNING PROCESS EVEN MORE SERIOUSLY.

To Make the Best Better.

WRIGHT COUNTY District Junior Fair

**Eligible counties to participate in the Wright County District Junior Fair.
(Plus meet 4-H and FFA requirements.)**

www.wrightcofair.com

