

## Entertainment & Activities

### Friday, June 8

4:00 p.m. .... Deadline for all 4-H & FFA entries due at Extension Office (IMPORTANT: All livestock entries are due at 4:00 p.m., Friday, June 8 at the Extension Office. The only late entries that will be accepted will be by Friday, June 15 and only if accompanied with a \$25 payment per person in addition to the entry fee. Absolutely "no" livestock entries will be accepted after 4:00 p.m. on June 15.)

### Tuesday, June 19

10:00 a.m.-4:00 p.m. Judging of 4-H Clothing Event

### Saturday, July 7

8:00-11:00 a.m. .... Pullorum Testing at Fairgrounds. \$1.00 per bird.

### Tuesday, July 10

8:30 a.m.-4:00 p.m. . Judging of 4-H Creative Arts, Animals, Agriculture and Natural Resources, Personal Development, Horticulture, Family Consumer Sciences, Science, Engineering and Technology

4:30-6:30 p.m. .... Enter all Open Arts & Crafts Exhibits (In 4-H Building)

### Wednesday, July 11

8:00 a.m. .... Judging Open Arts & Crafts

7:30-8:30 a.m. .... Horse Arena Open for warm-up

8:30 a.m. .... Mandatory Horse Exhibitor Meeting

9:00 a.m. .... Judging of 4-H & FFA Horse & Pony Show

1:00-3:00 p.m. .... Poultry Check-in (**Note:** Testing is Saturday, July 7 this year)

2:00-3:00 p.m. .... Sheep & Meat Goat Weigh-in

3:30- 5:00 p.m. .... Queen Candidate Judging

4:30-5:30 p.m. .... Clover Kids Judging

6:00 p.m. .... Wright County Fair Parade, sponsored by the Eagle Grove Chamber of Commerce

6:30 p.m.-close. .... Carnival, Ozark Amusements

7:00 p.m. .... FREE Watermelon Feed (at Greenwood Park) sponsored by Security Savings Bank and the Eagle Grove Fareway Store

7:30 p.m. .... Recognition of Parade Grand Marshal, Scholarship Recipients and 3rd Annual Little Miss & Mister Contest followed by Crowning of Wright County Fair Queen (Free Stage)

9:00 p.m. or dusk. .... Screen on the Green - *Wonder* (Free Stage)

### Thursday, July 12

**All livestock, except horses, poultry and rabbits, must be in place by 12 noon**

\* Antique Tractors on display

7:00-9:00 a.m. .... Mandatory Health Check-in for Rabbits (In Rabbit Building) **All rabbits must be in cages.**

8:30 -11:00 a.m. .... Enter all Open Show Horticulture Exhibits

9:00 a.m.-9:00 p.m. . 4-H Exhibit Building and Open Arts & Crafts Building OPEN

9:00 a.m. .... Judging of Poultry

10:45-11:30 a.m. .... Cattle Weigh-in

12:00-9:00 p.m. .... Commercial Buildings OPEN

12:30 p.m. .... Judging of Open Horticulture Exhibits (4-H Building)

1:00 p.m. .... Judging of Rabbits

5:00 p.m.-close. .... Carnival, Ozark Amusements

5:30 p.m.-done. .... Fair's Annual Supper sponsored by the Fair Board (FREE with Grandstand button) (Free Stage Area)

6:00 p.m. .... Entertainment by Billy Heller **Free Event**

7:00 p.m. .... Barrel Horse Competition - **Free Event in Horse Arena**

7:00 p.m. .... 4-H "Fashion Revue" & "Share the Fun" (Free Stage)

### Friday, July 13

\* Chain Saw art demonstrations throughout the day

\* Antique Tractors on display

9:00 a.m. .... Judging of Sheep

9:00 a.m.-9:00 p.m. . 4-H Exhibit Building and Open Arts & Crafts Building OPEN

11:00 a.m.-1:00 p.m. . STEM Fun (4-H Building)

12:00-9:00 p.m. .... Commercial Buildings OPEN

1:00 p.m. .... Judging of Dairy Cattle, Goats, & Alpaca

2:00 p.m.-close. .... Carnival, Ozark Amusements

3:00 p.m. .... Duct Tape Challenge (4-H Building)

5:00 p.m. .... Judging of Pets

6:00 p.m. .... **Honoring Our Veterans** (Free Stage)

7:30 p.m. .... Fantasy Truck Pullers (Grandstand)

### Saturday, July 14

\* Chain Saw art demonstrations throughout the day

\* Antique Tractors on display

8:00 a.m. .... Judging of Swine

9:00-11:00 a.m. .... STEM Fun (4-H Building)

9:00 a.m.-9:00 p.m. . 4-H Exhibit Building and Open Arts & Crafts Building OPEN

10:00 a.m.-9:00 p.m. Commercial Buildings OPEN

10:00 a.m. .... 4-H Communication Judging and Pride of Iowa Contest

2:00 p.m.-close. .... Carnival, Ozark Amusements

3:00 p.m. .... 4-H Mystery Bag Cooking Contest (4-H Building)

**Watch for Free Stage  
Entertainment**

***Thursday • Friday  
Saturday • Sunday***

**Many Acts • Watch For Schedules**

**4:30 p.m.....Group Picture of ALL 4-H & FFA members  
(meet at Show Arena) \*Wear 4-H/FFA shirt  
(New Time)**

5:00 p.m. .... Barnyard Olympics

7:30 p.m. .... Lumberjack Show (Grandstand)

## **Sunday, July 15**

\* Chain Saw art demonstrations throughout the day

\* Antique Tractors on display

9:00 a.m. .... Judging of Beef

11:00 a.m. .... Ecumenical Worship Service - Cowboy Church  
(Free Stage)

11:30 a.m.-gone ..... FREE Sweet Corn Feed sponsored by  
Wright County Farm Bureau

12:00-4:00 p.m. .... Show & Shine Car Show

12:00-6:00 p.m. .... 4-H Exhibit Building and Open Arts & Crafts  
Building OPEN

12:00-8:00 p.m. .... Commercial Buildings OPEN

1:00 p.m. .... Bucket Bottle Calf Show

2:00 p.m.-close..... Carnival, Ozark Amusements **(Final Day)**

4:00 p.m. .... Kiddie Pedal Tractor Pull (Show Arena)

4:30 p.m. .... State Fair & Alternate Picture - 4-H Exhibit Building

5:30 p.m. .... Woodcarving & Quilt Auction - (Free Stage)

**6:00 p.m..... Release of 4-H Exhibits, Open Horticulture  
and Open Arts & Crafts**

6:30 p.m. .... Mariachi Band - (Free Stage)

8:00 p.m. .... Wright Rodeo - Grandstand with fireworks to follow

**8:00 p.m ..... Release of all breeding stock not being sold  
at the auction. Includes Bucket Calves &  
Novice Lambs.**

## **Monday, July 16**


7:00 a.m. .... FREE Pancake Breakfast sponsored by  
Prairie Energy (Comm. Bldg #1)

10:00 a.m. .... Livestock Sale in the Show Ring. Small Animals  
- seller must provide a container for purchaser  
to carry away animal after checked out with  
superintendent.

## **Rules Section**

***IMPORTANT: All livestock entries are due at 4:00 p.m.  
Friday, June 8 at the Extension Office. The only late  
entries that will be accepted will be by June 15 and  
only if accompanied with a \$25 payment per person in  
addition to the entry fee. Absolutely "no" livestock  
entries will be accepted after 4:00 p.m. on June 15.***

1. Ribbons and/or trophies will be awarded to the winners showing the placing won.
2. The Fair Management will use diligence to ensure the safety of stock of articles entered for exhibition after their arrival and placement, but under no circumstances will it be responsible for any theft, loss, injury or damage done to or occasioned by, or arising from any animal or article on exhibition, and the exhibitor shall indemnify the Fair Management thereof against all legal or other proceedings in regard therein. The Wright County Extension in cooperation with the Wright County Fair Board, accept exhibits and will exercise due care to protect them. However, the Extension and Fair Board cannot accept responsibility for loss or damage.
3. Entries in the 4-H and Junior Sections are open to members who are regularly enrolled in a Ag-Ed FFA Chapter or 4-H Club and reside in Wright County or adjoining counties.
4. 4-H and Ag-Ed FFA members must be officially enrolled in the project or enterprise of which they are exhibiting by May 15 of the current year. A 4-H member must **at minimum** completed the fourth grade to participate in the Wright County 4-H program and exhibit at the Wright County District Junior Fair. To exhibit at the Iowa State Fair, a member must have completed 5th grade.
5. 4-H and Ag-Ed FFA Livestock entries must be submitted to the Wright County Extension Office by June 15, 2018. No exhibit will be allowed to be judged if an entry has not been made by the deadline as stated above.
6. Premium checks will be mailed from the Fair Office after the Fair is over (this includes 4-H checks for other than in 4-H Exhibit Building, Open Arts & Crafts and Open Horticulture.) Exhibitors are responsible for cleaning livestock stalls or premium checks will be forfeited.
7. Advertising of any nature will be prohibited in all the Fair Buildings. The superintendent of each department will be held responsible for enforcement of this rule.
8. The Fair Management reserves to its board the final and absolute right to interpret those rules and regulations and arbitrarily settle and determine all matters, questions, and differences in regard thereto or arising out of, connect with or incident to the fair.
9. The Management reserves the right to amend or add to those rules as they, in their judgement, may deem advisable.
10. No commercial exhibits to be removed from Merchants Building until 8:00 p.m. Sunday, July 15.
11. Fair Management not liable for accidents or theft.
12. See sections on open show for specific rules in those departments.
13. Chance activities are discouraged.
- 14. Consumption of alcoholic beverages will be prohibited on all fairgrounds during the fair.**
- 15. There will be absolutely NO SMOKING in ANY of the Fair Grounds Buildings.**
- 16. There will be absolutely NO SMOKING at ANY Grandstand Entertainment event in the Grandstand seating area.**
- 17. DEMONSTRATIONS/PROTESTS are only permitted on the fairgrounds in the designated area located just east of the old wash rack (17) any day from 12:00-1:00 pm. All demonstrations/ protests will be unamplified.**



# Junior Livestock Section Rules

**IMPORTANT:** All livestock entries are due at 4:00 p.m. Friday, June 8 at the Extension Office. The only late entries that will be accepted will be by June 15 and only if accompanied with a \$25 payment per person in addition to the entry fee. Absolutely “no” livestock entries will be accepted after 4:00 p.m. on June 15.

1. Entries and entry fees must be made to the County Extension Office, Clarion, Iowa on or before June 15, 2018. No entry will be allowed to be exhibited if this deadline has not been met as stated above.

2. Entry fees will not be refunded on entries not shown.

3. All livestock must be in place by noon, Thursday, July 12, 2018, except horses, poultry and rabbits, which are required to be stalled earlier.

**4. Breeding stock and stock not selling will be released at 8:00 p.m. Sunday, July 15. No animals will be released before 8:00 p.m. on Sunday without forfeit of all premium money, and livestock auction eligibility for all species. Failure to comply with this rule (without written permission) will disqualify participant from exhibiting in 2019 fair.**

5. All entrants must bring hay and feed for livestock. Initial bedding is included in the entry fee.

6. See each division for the number of entries allowed in each class.

7. Where less than three entries in a class, the judges shall place according to merit and premium paid accordingly. Champion and Reserve Champion straight ribbons will be awarded in breed and weight class divisions, if deserving.

8. All animals shown as purebred must be registered by the date of the Fair and the papers must be in exhibitor's possession to be available if requested.

9. Substitute Showman - Excusing a member from personally exhibiting his or her animal defeats one of the important objectives of 4-H or FFA work. Hence the management does not approve the use of substitute showman except in extreme cases. If a 4-H'er or FFA member is injured or is seriously ill at the time of the show or is involved in another Fair activity with a non-flexible schedule at which their presence is mandatory (i.e. another livestock show, queen contest, fashion revue), the member may make request for a substitute showman. The substitute showman must be a 4-H'er or FFA member eligible to exhibit at the Fair and approved in advance of the show by the superintendent. An exhibitor who has more than one animal in a class need not secure approval for another eligible showman to exhibit one of his or her animals.

However, it is expected that such cases will be brought to the attention of the clerk checking animals into the show ring.

10. Exhibitors must keep the space in rear of their stalls clear and clean and all offal must be thrown where indicated by the superintendent or his assistants.

11. All stalls must be used for livestock. Reassignments of stalls not being used will be made by the Superintendent. Uniform stall cards will be provided by Extension office.

12. Goldfield Veterinary Clinic will be the official veterinarian in charge of the livestock sanitation and will enforce the health requirements.

**13. It's the fair board's intent to showcase all livestock to the public until Sunday, July 15 at 8:00 p.m. However if the heat index poses a health concern for any animal the fair veterinarian and livestock superintendent will make the final decision regarding early release.**

**14. When young people are members of both FFA and 4-H, they shall plan and manage separate projects and/or SAE programs.**

Individuals may have the same area of experience in FFA and 4-H; however, individuals shall not identify, manage, keep records on or exhibit the same animals, plans, etc. in both organizations.

## 4-H & FFA YOUTH FOR THE QUALITY CARE OF ANIMALS (YQCA) FOOD SAFETY QUALITY ASSURANCE (FSQA)

All 4-H and FFA beef, dairy, poultry, goat rabbit, sheep and swine exhibitors must hold current YQCA or FSQA certification to be eligible to exhibit. YQCA or FSQA certification must be on file when entries are due. The quality care/assurance programs is designed to help 4-H/FFA animal and livestock project members understand their part in the production chain and ultimately produce a quality and safe food product. **High School graduated FFA members must hold a valid certification YQCA. A valid FSQA certificate will also be accepted.**

## Iowa Youth Code of Ethics

Youth are expected to be sincere, honest and act in sportsmanlike ways at all times. Youth represent the entire program and their behavior reflects on their parents, leaders, club and the entire youth program. All adults involved with the youth program, leaders as well as parents, are expected to set positive examples and serve as positive role models by what they say and do. Any youth who breaks the code of ethics or allows another person (adult or peer) to talk them into violating the code of ethics agrees to forfeit all prizes, awards, and premiums. The youth may also be prohibited from exhibiting at this and future exhibitions including the Iowa State Fair and other county, state or regional exhibitions.

Youth agree to follow these guidelines:

1. I will do my own work, appropriate for my age and physical and mental development. This includes research and writing of exhibit explanations, preparing exhibits (such as sewing, cooking, refinishing, etc.), care and grooming of animals, etc. Adult assistance should help guide and support me, not do it for me.
2. All exhibits will be a true representation of my work. Any attempt to take credit for other's work, alter the conformation of animals, or alter their performance is prohibited. Copyright violation or allowing others to complete your exhibit is considered misrepresentation and is prohibited.
3. I will treat all people and animals with respect. I will provide appropriate care for animals.
4. I will present exhibits that are safe for consumption. All food exhibits will be safe to exhibit and for judges to evaluate. Other exhibits will be safe for judges to evaluate and for exhibition.
5. All food animals that may be harvested immediately following the show shall be safe for consumers, and shall have met all withdrawal times for all medications, and be free of violative drug residue.
6. If any animal requires medical treatment while at the fair or exhibition, only the official fair veterinarian may administer the treatment. All medications that are administered shall be done according to the label instructions of the medication used.
7. My animal's appearance or performance shall not be altered by any means, including medications, external applications and surgical procedures. Any animal that is found to have changed its appearance or its performance shall be disqualified from the show, and have penalties assessed against the exhibitor, parent and/or guardian by the management of the fair or exhibition.
8. I will follow all ownership and possession rules and, if requested, will provide the necessary documentation.
9. I will follow all livestock health requirements for this fair or exhibition, according to the state health requirements as printed in the premium book for the fair or exhibition. I will provide animal



health certificates from a licensed veterinarian upon request from the management of the fair or exhibition.

10. By my entering an animal in this fair or exhibition, I am giving consent to the management of the fair or exhibition to obtain any specimens of urine, saliva, blood, or other substances from the animal to be used in testing. If the laboratory report on the analysis of any sample indicates a presence of forbidden drugs, this shall be evidence such substance has been administered to the animal either internally or externally. It is presumed that the sample tested by the laboratory to which it is sent is the one taken from the animal in question, its integrity is preserved and all procedures of said collection and preservation, transfer to the laboratory and analysis of the sample are correct and accurate and the report received from the laboratory pertains to the sample taken from the animal in question and correctly reflects the condition of the animal at the time the sample was taken, with the burden on the exhibitor, parent and/or guardian to prove otherwise.
11. I am responsible for my exhibit and I will not allow others to violate this code on my behalf. By my entering an exhibit in this fair or exhibition I will accept any disciplinary action taken by the management of the fair or exhibition for any violation of this code of ethics and any other rules of competition of the fair or exhibition without recourse against the fair or exhibition.
12. I want my exhibit to be an example of how to accept what life has to offer, both good and not so good, and how to live with and learn from the outcome.
13. I will not be involved in any illegal activities while participating in 4-H and FFA events, including but not limited to alcohol, tobacco or drug use.

### Complaint Procedure

1. All complaints must be in writing and be accompanied by a \$50 fee. This fee will be refunded in the event of a founded complaint.
2. Complaint must be filed before 5 PM the day prior to the auction.
3. Complaint must be filed at the fair office on the grounds.
4. The party filing the complaint will pay any testing costs incurred.
5. The Fair Board's Complaint Committee will promptly investigate the complaint.
6. The decision of the committee is final.

### Sales Department

**Travis Tate, Brian Worden,  
Deb Vance - Superintendents**

**EXHIBITORS MUST WEAR APPROPRIATE ATTIRE: OFFICIAL 4-H OR FFA T-SHIRT OR WHITE BLOUSE OR SHIRT WITH THE 4-H OR FFA EMBLEM WITH DARK PANTS AND NO HATS.**

### Sale Rules

1. Livestock must be exhibited in the class it is entered to be eligible for sale.
2. **Livestock sale to be held at 10 a.m. Monday, July 16, 2018. Sale order is as follows: Sheep, Poultry, Rabbits, Beef, Meat Goats, Commercial Lambs, Swine.**
3. Order for sale of livestock was started at the beginning of the alphabet in 1937, then, in each of the succeeding years thereafter, 10 letters of the alphabet will be dropped each year to determine the starting place in the livestock sale. Exception: Hogs will not be sold by alphabet but by the order of their pen number.
4. Champions and reserve champions of the show must be sold at the Fair's livestock auction unless permission not to do so is granted by the Fair management.
5. Market beef must be off feed and water prior to auction by 8:00 am.

6. The market beef grand champion and reserve champion will be sold first in beef lots and will count as one calf in the first round.

7. Each market beef exhibitor may sell one calf in the first round.

8. Sale of animals will be in the order as listed on sales sheet. Exhibitors having any preference must make arrangements with the Sales Superintendent before lists are completed.

9. Any 4-H animal offered for sale is not eligible to compete in further 4-H exhibitions. The only exception are animals eligible for the Central Iowa Showdown.

10. Market beef (heifer and steers) under 1,050 lbs. will be classed as feeder cattle and will be sold at the end of the sale.

**11. When exhibitor's species of livestock is in the sale arena, then other members with that species cannot be cleaning out their stalls at that time.**

12. Those selling stock at the auction shall be responsible for such stock until loaded into trucks and shall be on hand when stock is loaded or make arrangements for someone to be there.

13. All purchases of livestock must obtain a release from the Superintendent of the sale before loading.

14. Small animals will be sold at the auction.

**15. No livestock are to be killed and dressed on fair property.**

**16. Sale weight of cattle will be established the day of the sale. Hogs, Sheep & Meat Goats will be sold using their weigh-in weight.**

**17. Exhibitors taking any animals off grounds prior to the 8:00 p.m. release on Sunday, July 15 will forfeit their livestock auction eligibility for all species.**



### Entries Section

**Note: All entry fees include bedding.**

(There will be a charge for extra bedding needed.)

Species - Entry Limit - Entry Fee:

Alpaca - 3 individuals - \$5.00 per entry

Breeding Beef - 2 per class - \$10.00 per entry

Commercial Pen - 3 to 5 per pen - \$8.00 per entry

Market Beef - 3 per individual - \$10.00 per entry

Dairy Cattle - 2 per class - \$10.00 per entry

Goats - no limit - \$5.00 per entry

Market Hogs - 1 pen of 3 - \$6.00 per entry

3 individuals - \$6.00 per head

Pork Carcass - 1 per individual - \$8.00 per entry

Commercial Gilt - 1 per individual - \$6.00 per entry

Breeding Sheep - 2 per class - \$5.00 per head

Yearling Purebred Ewe - maximum 2 - \$5.00 per head

Commercial Lamb Pen - 3 to 5 per pen - \$5.00 per head

Market Sheep - 5 individuals - \$5.00 per head

County Market Lamb - max 2 & included in 5 individual limit - \$5.00 per head

Pair of Ewes - 1 pair of lambs - \$5.00 per entry

Carcass Lamb - 1 and must be 1 of the 5 market lambs - \$8.00 per head

Horse (halter) - 1 per class - \$3.50 per entry

Horse (performance) - 1 per class - \$3.50 per entry

Small Animals/Pets - 2 per class - \$2.00 per entry

Total of  
6 head  
max. per  
exhibitor

**Deadline for all 4-H & FFA entries due at the Extension Office by June 8 at 4:00 p.m or late fee by June 15 at 4:00 p.m.**

## 2018 HEALTH REQUIREMENTS FOR THE EXHIBITION OF LIVESTOCK, POULTRY AND BIRDS AT THE WRIGHT COUNTY FAIR

ANY EVIDENCE OF WARTS, RINGWORM, FOOT ROT, PINK EYE, DRAINING ABSCESES OR ANY OTHER CONTAGIOUS OR INFECTIOUS CONDITION WILL ELIMINATE THE ANIMAL FROM THE SHOW.

No individual Certificate of Veterinary Inspection will be required on Iowa origin animals or poultry exhibited at County 4-H/FFA Fair, but the animals must be inspected when unloaded or shortly thereafter by an accredited veterinarian. All animals moving from out of state into an Iowa county 4H/FFA fair must meet Iowa Animal and Livestock Importation requirements. Each show must have an official veterinarian.

Quarantined animals or animals from quarantined herds cannot be exhibited.

Official identification listed on a Certificate of Veterinary Inspection required for all cattle and bison of any age **coming in from out of state** used for rodeos, recreational events, shows and exhibitions.

### SWINE:

All swine must originate from a herd or area not under quarantine and must be individually identified. Plastic tags issued by 4-H officials may be substituted for an official metal test tag, when there is an additional identification (ear notch).

Swine originating outside of Iowa. All exhibitors must present a test record and Certificate of Veterinary Inspection that indicate that each swine has had a negative test for pseudorabies within 30 days prior to the show (individual show regulations may have more restrictive time restrictions), regardless of the status of the herd, and that show individual official identification. Electronic identification will not be considered official identification for exhibition purposes.

### SHEEP AND GOATS:

All sexually intact sheep must have an individual Scrapie Flock of Origin identification tag. All sexually intact goats must be identified with an individual Scrapie Flock of Origin identification tag or by an official tattoo registered with USDA. To register call 1-866-USDA-TAG. Wethers less than 18 months of age are required to have an individual identification and a scrapie tag may be used, but a scrapie tag is not required.

### POULTRY AND BIRDS:

All poultry exhibited have had a negative Pullorum-Typhoid test within 90 days of public exhibition and the test must have been performed by an authorized tester. As stated above, poultry will be inspected at check-in.

### DOGS AND CATS:

All dogs and cats exhibited must have a current rabies vaccination certificate.

### FARM DEER:

**Accredited veterinarians must be approved to administer tuberculosis tests on Cervidae.**

“Cervidae” means all animals belonging to the cervidae family, and “CWD susceptible cervidae” means whitetail deer, blacktail deer, mule deer, red deer, elk and moose. Cervidae may be exhibited without other testing requirements when accompanied by a Certificate of Veterinary Inspection that lists individual official identification.

All Cervidae must have been part of the herd of origin for at least one year or were natural additions, or must have originated from a chronic wasting disease monitored or certified herd in which these animals have been kept for at least one year or were natural additions. Cervidae originating from a herd with a diagnosis, signs, epidemiological evidence, or area under quarantine for chronic wasting disease may not be exhibited. The following statement must appear on the Certificate of Veterinary Inspection:

- A. CWD susceptible cervidae: “All Cervidae on this certificate originate from a chronic wasting disease monitored or certified herd in which these animals have been kept for at least one year or were natural additions. There has been no diagnosis, signs, or epidemiological evidence of chronic wasting disease in this herd for the past year.
- B. Other cervidae: “All Cervidae on this certificate have been part of the herd of origin for at least one year or were natural additions to this herd. There has been no diagnosis, signs, or epidemiological evidence of chronic wasting disease in this herd for the past year.”

THE DECISION OF THE OFFICIAL SHOW VETERINARIAN WILL BE FINAL.


## Iowa Department of Agriculture and Land Stewardship

### AFFIDAVIT OF ORIGIN

I certify that these swine did not originate from a herd under quarantine and there has not been evidence of swine dysentery (*Serpulina hyodysenteriae*) in this herd during the past twelve (12) months.

Owner (exhibitor) \_\_\_\_\_

Date \_\_\_\_\_



# Junior Section

## Alpaca

**Marty Brandt & Kim Heller - Superintendents**

**EXHIBITORS MUST WEAR APPROPRIATE ATTIRE: OFFICIAL 4-H OR FFA T-SHIRT OR WHITE BLOUSE OR SHIRT WITH THE 4-H OR FFA EMBLEM WITH DARK PANTS AND HARD SOLED SHOES AND NO HATS.**

### Special Rules

**1. The Rules Section and Junior Livestock Section Rules listed in the fair book apply in this department.**

- Alpacas of any color or breed may be shown.
- No fully intact males will be allowed to be shown.
- You may enter up to 3 animals per individual.
- See Showmanship Rules at the end of the livestock section.
- The Alpaca judging will be Friday, July 13 following the Goat Show.
- Alpacas will be shown in the Obstacle Course Class and optional showmanship.

- Course will be set by superintendents.
- Alpacas will also be judged on appearance (clean, well shorn and presentable).

- No Alpaca will be sold at the Livestock Auction.
- Alpacas must be on the grounds before 6 p.m. Wednesday, July 11.

Purple	Blue	Red	White
\$5.00	\$4.00	\$3.00	\$2.00

Class No.

**10A1 Obstacle Course**

**Grand Champion ..... Rosette**

## Beef

**Don Grandgeorge, Superintendent**  
**Shorty Anderson - Asst. Superintendent**  
**Travis Tate - Asst. Superintendent**

**EXHIBITORS MUST WEAR APPROPRIATE ATTIRE: OFFICIAL 4-H OR FFA T-SHIRT OR WHITE BLOUSE OR SHIRT WITH THE 4-H OR FFA EMBLEM WITH DARK PANTS AND HARD SOLED SHOES AND NO HATS.**

### Special Rules

**1. The Rules Section and Junior Livestock Section Rules listed in the fair book apply in this department.**

- Individual animals must be identified as either a 4-H or FFA project. They may not be identified as both.
- Identification sheets must be correct and complete by either Jan. 31 for Market Beef or May 15 for all other species.
- Stalls will be assigned by beef superintendent. All animals must be housed in designated stalls or forfeit all premiums earned.
- Substitute Showman: See Junior Livestock Section rules.
- Painting or dyeing of beef projects will not be permitted. **Top two in each breeding or weight class will be checked. Any animal showing evidence of painting or dyeing will not be allowed to show for championship. (Including Hooves)**

5. No artificial tail heads or tail fins will be permitted.

6. Grooming chutes should be placed in grooming barn or in designated area.

7. All market beef must be weighed between 10:45 a.m. and 11:30 a.m. on Thursday, July 12, 2018. Re-weighs will be permitted only for animals not making the weight. The re-weigh must occur during the above stated time period.

**Cattle will be weighed on sale day, for the sale.**

8. The order of show will be posted outside the Beef barn on the bulletin board on Saturday, July 14.

9. Exhibitors will not receive their premium checks until their stalls are cleaned.

10. Any artificial means of removing or remedying physical defects of conformation in animals exhibited will be considered as fraud and deception. No unnatural means of providing an animal food, water or other fluid (i.e. stomach pump, IV) will be allowed. All animals giving evidence of such treatment will be barred from exhibition at the Wright County Fair.

11. All fans must be fastened up in the cattle barn.

12. Livestock must stay in barns overnight.

### Breeding Beef Heifer\*\*

**\*\* Proof of Registration papers must be presented at check in**

- Calves must have been born in 2017.
- No animal purchased after May 15, 2018 can be shown.
- Breed type, performance and potential productivity will be the basis upon which this class is judged.
- Entries are open to purebred classes as listed. Proof of registration must be shown to Superintendent at weigh-in time. Bring to scale area.
- A class of commercial breeding heifer is available for crossbred and non-eligible purebred heifer.
- The breeding heifer will be judged on the basis of the purple, blue, red and white ribbon groupings.
- There shall be no minimum number of entries per class. However, the awarding of a breed champion ribbon will be the decision of the judge.
- All breed champions will compete along with the Champion Commercial Heifer for Grand Champion breeding heifer.
- A class for a cow/calf project will be made available as a sub-class of the appropriate breed and will be shown following the judging for Grand Champion Breeding Heifer. (Example: Angus cow/calf entry will be Lot 1005.)

Purple	Blue	Red	White
\$7.00	\$6.00	\$5.00	\$3.00

Class No.

- 1A1 Angus**
- 1A2 Charolais**
- 1A3 Charolais Composite**
- 1A4 Chianina**
- 1A5 Gelbvieh**
- 1A6 Gelbvieh Balancer**
- 1A7 Polled Hereford**
- 1A8 Horned Hereford**
- 1A9 Limousin**
- 1A10 Limousin Flex**
- 1A11 Aberdeen**



- 1A12 Full Blood
- 1A13 Moderator
- 1A14 Moderator Plus
- 1A15 Maine-Anjou
- 1A16 Maintainer
- 1A17 High Percentage
- 1A18 Mini Herefords
- 1A19 Red Angus
- 1A20 Salers
- 1A21 Shorthorn
- 1A22 Shorthorn Plus
- 1A23 Simmental
- 1A24 Foundation
- 1A25 Simbrah
- 1A26 South Devon
- 1A27 Commercial

Grand Champion Heifer ..... Trophy  
 Reserve Grand Champion Heifer ..... Trophy  
 Champion Cow/Calf ..... Trophy  
 Wright County Breeding Beef Heifer ..... Trophy  
 (cow/calf excluded) If entry numbers warrant, this class may be subdivided.

Calves must have been born in Wright County and the exhibitors must be from Wright County to show in the above two classes. Proof of birth place has to be in writing before show time and approved by the superintendent.

## Market Beef

- Exhibits must be on the grounds by 10:45 am, Thursday, July 12, 2018 unless alternate arrangements have been made with Beef Superintendent.
- No entry fee will be charged in any class that premiums are not paid.
- All market beef halter classes must be de-horned.
- All individual market beef calves must have been weighed and positively identified by January 31, 2018 to be eligible to show.
- Market beef (heifer or steers) weighing **under 1,050 lbs.** will be classified as feeder cattle. Those animals classed as feeder cattle will show in a separate feeder cattle class and will not be eligible for Grand Champion honors. \*See also sales dept. rules.\*
- Market steers will be shown by weight determined on Thursday, July 12. Market steers will be divided into divisions of approximately equal numbers and with approximately equal classes in each division. Champion and Reserve Champion of each division will be selected to be shown for Grand and Reserve Grand Champion.



7. Market Heifer class regardless of entries will be held. The class winner shall be deemed Grand Champion Market Heifer and Reserve Champion Market Heifer and will be eligible to show for Grand Champion market beef.

8. Market beef will be placed on individual merit from a market standpoint, taking into consideration quality grade, desirable type, finish, cutability and performance of the animals. Rate of gain information on each calf will be made available to the judge. Steers will qualify for purple and blue award groups only if they have had an average daily gain of 2.3 pounds per day or more from the beginning weigh date to the Wright County District Junior Fair date. Market heifer must have a minimum of 2.1 pounds per day.

9. The calves will be judged on the basis of purple, blue, red and white ribbon groupings. Weight division champions and reserve champions will be awarded special ribbons.

10. See Showmanship Rules at the end of the Junior Livestock Section.

## Market Beef

Purple	Blue	Red	White
\$7.00	\$6.00	\$5.00	\$3.00

### Class No.

- 1B1 Market Steer
- 1B2 County Market Beef - if entry numbers warrant, this class may be sub-divided
- 1C1 Market or 1C2 Breeding Beef raised from a bottle/bucket calf

A bottle/bucket calf shown in a previous Wright County Bottle/ Bucket show is eligible for this class.

Owner must be currently enrolled in a 4-H Beef project in Wright County.

Rosette ribbons awarded for First and Second place.

## Market Heifer

Purple	Blue	Red	White
\$7.00	\$6.00	\$5.00	\$3.00

### Class No.

- 1E1 Market Heifer
- Champion Market Heifer ..... Trophy
- Reserve Champion Market Heifer ..... Trophy

## Rate of Gain

### Class No.

- 1F1 Rate of Gain - the top ten rate of gain market calves shall receive a ribbon appropriate to their placing in the class.

Champion ..... Trophy

## Commercial Beef

- The commercial class cattle consisting of Pens of Three to Five will be sold at auction.
- Pens must be weighed at the Eagle Grove Coop between 10:30 a.m. and 12 noon on Thursday, July 12.
- EXHIBITORS ARE ASKED TO BE PRESENT when the Commercial pens are evaluated by a packer buyer at 8:30 a.m. on Saturday morning. This evaluation will not be the sale price but will be used to determine the winners of the commercial class contest so results can be posted during the Fair.

4. The sale of the cattle will start at 10:00 a.m. Monday morning. See sale order in Sales Department Section.

5. The cattle shall be sold by pens and cannot be broken down to be sold individually.

6. Calves will be scored in this class on the following basis:

a. Margin between cost price and sale price 20 points for 0 margin. For each 10¢ plus margin, add 0.1 point. For each 10¢ minus margin, deduct 0.1 point.

b. Rate-of-Gain. One point for each 0.1 pound per day gain.

c. Feed cost per 100 pounds-gain; 25 pounds for 100 pounds of gain for \$30.00 feed cost. This \$30.00 feed cost is subject to change. Subtract 0.1 point for each 10¢ increase in feed costs per 100 pounds gain. (The basic feed cost figure will be revised yearly, depending upon feed costs).

d. The Junior Feed Project Record..... 5 points

e. Knowledge (Interview and/or story)..... 10 points

f. Feeding arrangement..... 5 points

g. General management..... 5 points

Blue	Red	White
\$15.00	\$11.25	\$7.50

Class No.

1H1 Commercial Beef

**MARKET BEEF CATTLE AUCTION  
MONDAY, JULY 16, 2018**

**BUCKET/BOTTLE CALF  
SUNDAY, JULY 15, 2018 • 1:00 P.M.**

*Larry Pals, Raymond Houck, Larry & Shorty Anderson,  
Dana Lindvall sponsored by Wright County Farm Bureau  
and the Wright County Cattlemen*

1. Exhibits must be on the grounds no later than noon on Thursday, July 12, 2018.

**Bucket calves must stay in the barn until 8 p.m. on Sunday.**

2. Project open to any Wright County youth who has completed kindergarten through age 12, based on birthdays as of September 15 of the previous year. Participants do not have to currently belong to a 4-H Club.

3. Any newborn or orphan calf (steer or heifer, beef or dairy) that is born between March 1 and June 1 may be shown. Animals must be identified with Farm Bureau Office by 4 p.m. June 1st. Individuals may identify up to three calves, but only one will be allowed to be exhibited at the Fair.

4. Calf must be bucket or bottle fed.

5. The show will be divided into classes based on the age of the exhibitor.

6. Each exhibitor will also be interviewed in regard to the management and care of the calf as part of the judging process. This interview will be prior to the Fair at a date and time to be announced later.

7. No premiums will be awarded. All participants will receive a participation ribbon with the top two youth in each age division receiving Outstanding Rosettes.

8. No Bucket-Bottle Calf animals will be sold at the Fair auction. However, a list of potential buyers will be available for those interested in selling their animals.

9. Bucket-Bottle Calf judging will be Sunday, July 15, 2018 at 1:00 p.m. There is no fee for this class.

**Dairy**

**Dairy Cattle**

*Marty Brandt & Pete Hunter, Superintendents*

**EXHIBITORS MUST WEAR APPROPRIATE ATTIRE: OFFICIAL  
4-H OR FFA T-SHIRT OR WHITE BLOUSE OR SHIRT WITH  
THE 4-H OR FFA EMBLEM WITH DARK PANTS AND  
HARD SOLED SHOES AND NO HATS.  
(OPTIONAL: ALL WHITE OUTFIT MAY BE WORN)**

**1. The Rules Section and Junior Livestock Section Rules listed in the fair book apply in this department.**

2. Exhibits must be on grounds on Thursday, July 12, 2018.

3. Calves in the dairy department may be either purebred or grade and must have been born after September 1, 2017 and before March 1, 2018.

4. Heifer in the yearling class may be either purebred or grade and must have been born after September 1, 2016 and before August 30, 2017.

5. If more than five grade or purebred animals are entered in a particular class, the class will be divided into a purebred class and a grade class.

6. No entry fee will be charged in any class that premiums are not paid.

Purple	Blue	Red	White
\$6.00	\$6.00	\$4.50	\$3.00

Class No.

2A1 Heifer Calf

2B1 Yearling Heifer

2C1 Cow in Milk

Champion..... Trophy

Reserve Champion..... Rosette

**Goats**

*Marty Brandt & Pete Hunter, Superintendents*

**EXHIBITORS MUST WEAR APPROPRIATE ATTIRE: OFFICIAL  
4-H OR FFA T-SHIRT OR WHITE BLOUSE OR SHIRT WITH  
THE 4-H OR FFA EMBLEM WITH DARK PANTS AND  
HARD SOLED SHOES AND NO HATS.  
(OPTIONAL: ALL WHITE OUTFIT MAY BE WORN)**

**1. The Rules Section and Junior Livestock Section Rules listed in the fair book apply in this department.**

2. The dairy goat classes will include any breed, purebred and grade.

3. Horns:

1. Meat: Exhibitors will be required to have horns disbudded, dehorned or tipped blunt on all market goats before arrival on the fairgrounds. Removal of horns on fairgrounds is NOT permitted.

2. Dairy animals with natural horns shall not be shown.

4. Junior does are goats born after July 2017 and not in milk. If they are in milk, they must show with the senior does.

5. No limit on entries.

6. No buck goats may be shown.

7. See Showmanship Rules at the end of the livestock section.

8. The Goat Judging will be Friday, July 13 following the Dairy Cattle Show.

9. Goats may be shown in one of four categories:

1. Dairy goats



2. Mohair goats
  3. Meat goats - all breeds are eligible, only wethers may be shown
  4. Breeding meat goats
10. A minimum of 4 goats per category will be required or the mohair class will be combined with the dairy goat class. Meat goats will show separately.
11. All sexually intact goats must be identified with an individual **Scrapie Flock of Origin** identification tag or by an official registered tattoo.
12. In the meat goat classes all wethers must have all their milk teeth present. No adult teeth will be allowed.
13. Additional categories may be added at the discretion of the Superintendent.
- 14. Meat Goat Weigh-in will be on July 11 from 2:00-3:00 p.m.**
- 15. Meat Goat weight on Weigh-in day will be used as sale weight.**
- 16. Only Meat Goats will be allowed to be sold on sale day.**

Purple	Blue	Red	White
\$5.00	\$4.00	\$3.50	\$2.00

#### DAIRY GOAT CLASS

##### Class No.

- 8A1 Junior Doe - Under 1 yr. - not in milk**
- 8A2 Intermediate Doe - 1 yr. & under 2 yrs. - not in milk**
- 8A3 Senior Doe - 2 yrs. & older - in milk  
(Does in milk or that have freshened)**

#### MOHAIR GOAT CLASS

- 8B1 Junior Doe - Born after January 1, 2018**
- 8B2 Intermediate Doe - Born after July 2017 and before January 1, 2018**
- 8B3 Senior Goats - Two years old or older**

#### MEAT GOAT CLASS

- 8C1 Market wethers born after July 1, 2017**

#### BREEDING MEAT GOAT CLASS

- 8D1 Junior Doe - Under 1 year**
- 8D2 Intermediate Doe - 1 year and under 2 years**
- 8D3 Senior Doe - 2 years and older**

Champion .....	Trophy
Reserve Champion.....	Trophy
Showmanship.....	(Junior, Intermediate, Senior)

## Swine

**Brian Worden, Superintendent**  
**Bruce Meyer, Don Grandgeorge, Stu Swanson,**  
**Wayne Watts - Asst. Superintendents**

**EXHIBITORS MUST WEAR APPROPRIATE ATTIRE: OFFICIAL 4-H OR FFA T-SHIRT OR WHITE BLOUSE OR SHIRT WITH THE 4-H OR FFA EMBLEM WITH DARK PANTS AND HARD SOLED SHOES AND NO HATS.**

## Rules

- 1. The Rules Section and Junior Livestock Section Rules listed in the fair book apply in this department.**

2. All hogs will be weighed at a time to be determined. Hogs weighing over 315 lbs. or under 225 lbs. will not be eligible for championship.
- 2a. There will be a separate class for over and under weight hogs.
3. All swine must be listed on ID sheets including ear notches, color description and gender by May 15, 2018. Limit to 20 head ID for County Fair.
4. All pigs must have been ear notched at birth and identified using the national ear notching system (1-3-9-27-81). Each pig entered by the individual must have a different ear notch. Any small or irregular notches will disqualify animals. All pigs must have notches in both ears. Tears or injuries to the ears that occur after entry should be documented and brought to the attention of the swine committee prior to arrival at the Fair.
5. See General Rules for health Requirements, see section 4.
- 6. The 2018 swine show will be a non terminal show, they will be allowed to return home. All swine returning home must be designated at time of weigh-in.** The commercial gilts are not allowed to go through the sale but if you choose to show a commercial gilt and do not want to take them home they will be allowed to go on the packer truck for market price. \*The maximum number of hogs shown per exhibitor is 6 but only 5 can remain to go through the auction on Monday, July 16, 2018.

#### 7. Swine will be sold at weigh-in weight.

8. A member may exhibit no more than six pigs.
- a. One carcass pig
  - b. Three individual market pigs
  - c. One pen of three (the pen of 3 may consist of any of the above pigs)
  - d. One Commercial Gilt (commercial gilt cannot go through the sale)
9. The carcass pig may be shown in the pen of three.
10. There shall be no coloring agents, powder, or oil used on hogs. Hogs in violation will not be allowed to show.
11. Swine show order:
- a. Showmanship - see showmanship rules at the end of the livestock section.
  - b. Carcass class live/carcass
  - c. Commercial Gilts
  - d. Purebred/Market Class
  - e. Individual Market Gilts
  - f. Individual Market Barrows
  - g. Pen of Three
  - h. Grand Champion Pen of Three
  - i. Grand Champion Gilt (terminal Gilt)
  - j. Grand Champion Gilt
  - k. Grand Champion Terminal Barrow
  - l. Grand Champion Barrow
  - m. Overall Champion Terminal Swine
  - n. Overall Champion Swine
  - o. Novice Class (Pre-4-H) "Lil Squealers"

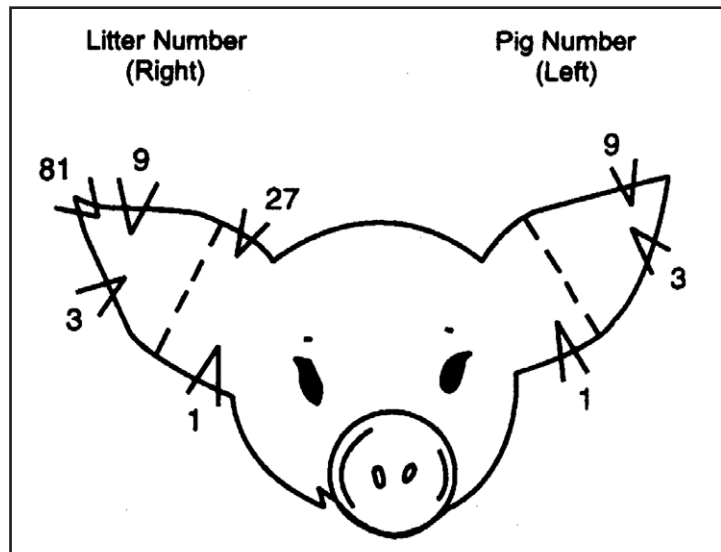
## Carcass Class

1. Entries will be open to regularly enrolled 4-H and FFA members in the Wright County District Junior Fair.
2. Entry is limited to one barrow per individual.
3. Hogs weighing over 285 lbs. or under 225 lbs. will be disqualified as they will not meet the carcass contest standards.
4. All carcass entries will be judged live. Swine will be driven at the fair. The hogs will not be scanned this year, only shown live.

Class No.

**4A1** Swine, Live: 1st - \$4.00, 2nd - \$3.50, 3rd - \$3.00, 4th - \$2.50, 5th - \$2.00, 6th - \$2.00, 7th - \$2.00, 8th - \$1.50, 9th - \$1.50, 10th - \$1.50. All others meeting carcass class standards - \$1.00

7. There will be banners awarded to the Champion and Reserve Champion of the swine live and swine carcass classes.



### Individual Market Hog/Purebred Market Hog

\*New for 2018 - Individual Swine will show together but will be divided as terminal (sale) swine and nonterminal (NT) swine (those that return home) and there will be separate champions for both.

\* Must be designated at weigh-in. Terminal (sale swine) or NT Nonterminal (returning home).

1. Each exhibitor may enter **three** in this class.
2. Must have been ID as a purebred.
3. Registration papers must be presented at check-in.
4. Classes will be determined by the committee.

Class No.

#### **4C1 Individual Market Pig**

Grand Champion Market Pig..... Banner

Reserve Grand Champion Market Pig ..... Banner

#### **4C2 Purebred Market Pig**

Grand Champion Purebred Market Pig ..... Banner

Reserve Grand Champion Purebred Market Pig ..... Banner

### Pen of Three

1. Each exhibitor may only show **one** pen of three.
2. Pens of three will be identified at weigh-in and broken down by weight groups.

Class No.

#### **4D1 Pen of Three Market Pigs**

Grand Champion Pen of Three Market Pigs ..... Banner

Reserve Grand Champion Pen of Three Market Pigs..... Banner

### Commercial Gilt

1. Each exhibitor may only show one.

Class No.

#### **4E1 Commercial Gilt**

Grand Champion Commercial Gilt..... Banner

Reserve Grand Champion Commercial Gilt ..... Banner

### Swine Premiums

Purple	Blue	Red	White
\$5.00	\$4.00	\$3.00	\$2.00

### Lil' Squealers Showmanship Class

1. This class is open to anyone preschool through 3rd grade.
2. Must have turned 4 years old prior to January 1, 2018.
3. This class will be held 1 hour after swine show.
4. Swine will be furnished for this class or you can line up a pig at the show to use; no need to bring your own pigs.
5. No entry fee is required, ribbon will be given but no premium will be awarded.
6. Classes will be broke by age depending upon exhibitors.
7. Must wear jeans and hard soled shoes.

### Wright County Lil' Squealers Showmanship Class

(complete and turn into the Fair Secretary -  
**PO Box 125 - by June 25, 2018)**

Exhibitor Name \_\_\_\_\_

Parents Name \_\_\_\_\_

Address \_\_\_\_\_

Telephone Number \_\_\_\_\_

Age as of January 1, 2018 \_\_\_\_\_ T-Shirt Size: Youth \_\_\_\_\_

Adult \_\_\_\_\_

If borrowing a pig from a 2018 exhibitor, the name of exhibitor \_\_\_\_\_

### Sheep

*Kim Heller, Superintendent*

*Denise Hocraffer, Joel Morrical, Loren Wenzel*

**EXHIBITORS MUST WEAR APPROPRIATE ATTIRE: OFFICIAL  
4-H OR FFA T-SHIRT OR WHITE BLOUSE OR SHIRT WITH  
THE 4-H OR FFA EMBLEM WITH DARK PANTS AND  
HARD SOLED SHOES AND NO HATS.**

**1. The Rules Section and Junior Livestock Section Rules listed in the fair book apply in this department.**

2. Weigh-in will be between 2:00 and 3:00 p.m. on Wednesday, July 11.

**Weigh-in weight will be sale weight.**

3. All sheep must have been tagged and market lambs weighed on or before May 15 of this year with record on file at the Extension Office by that date. All weights must be on file with your Extension Office by May 15.

4. Identification number of the lambs being sold must be turned into the Extension Office or Superintendent during weigh-in. Numbers not turned in will be considered not for sale.

- Market lambs can be either ewes or wethers. No buck lambs will be weighed in.
- All lambs must be docked and market lambs must be docked and castrated.
- All purebred and market lambs should be clipped over the entire body, except wool breeds. All market lambs must be slick shorn.
- It is recommended that lambs not be blocked for the Wright County District Junior Fair. This is the same rule that applies at the Iowa State Fair.
- Lambs shown in the purebred division cannot be shown in market division and vice versa.
- No entry fee will be charged in any class that premiums are not paid.
- The exhibitor must designate individual lambs before time of weigh-in at Fair. The Rate-of-Gain lamb must be an individual market lamb.
- Lambs shown must have lambs teeth.
- Exhibitors are expected to care for their lambs in an acceptable manner. NO MUZZLES OF ANY TYPE ARE ALLOWED! Any abusive care including slapping or excessive modification of lambs will be grounds for disqualification at the discretion of the show officials.
- There will be no coloring agent or paint used on any animal. All animals giving evidence of being colored will be barred from exhibition.
- No artificial alternations or stimulants of any kind may be applied or administered to animals (icing, electric shock, alcohol/formaldehyde baths, etc.). All animals showing evidence of such treatment will be barred from exhibition.
- Any artificial means of removing or remedying physical defects of conformation in animals exhibited will be considered as fraud and deception. No unnatural means of providing animal feed, water, or other fluids (i.e. stomach pump, IV) will be allowed. All animals giving evidence of such treatment will be barred from exhibition.
- No drugs or medications of any kind may be administered except by the order of the official Fair veterinarian. All animals are subject to drug testing. All animals giving evidence of being medicated without prior approval will be barred from exhibition.
- All sexually intact animals must have scrapie flock identification tags in ear to exhibit.

### Commercial Ewe

- An exhibitor may enter a maximum of two commercial ewe lambs.
- Commercial ewes do not need to be weighed or tattooed, but need to be identified on the Livestock Identification sheet with a tag.
- All commercial ewes must have been dropped after January 1 of the current year.

Purple	Blue	Red	White
\$5.00	\$4.00	\$3.00	\$2.00

Class No.

#### 3E1 Commercial Ewe Lamb

Grand Champion ..... Purple Rossette  
Reserve Grand Champion.....Pink Rossette

### Pair of Ewes

A pair of ewes - may be either 2 ewe lambs, 2 yearling ewes or a yearling and a lamb. Registration papers will not be required at the County Fair for this class, but the ewes must be identified on the Livestock ID to be eligible.

**NEW - A pair of ewes cannot be shown in a market or a carcass class. However a ewe may be shown in any breeding class.**

Class No.

#### 3F1 Pair of Ewes

Grand Champion ..... Purple Rossette  
Reserve Grand Champion.....Pink Rossette

### Registered Ewe Lambs \*\*

\*\* Registration papers will be presented at the Extension Office at check in.

- An exhibitor may enter a maximum of two registered ewe lambs.
- All breed shown in 3C1 must be registered and lambs must have been dropped after January 1 of the current year.

Purple	Blue	Red	White
\$5.00	\$4.00	\$3.00	\$2.00

Class No.

#### 3C1 Ewe Lamb

Grand Champion ..... Purple Rossette  
Reserve Grand Champion.....Pink Rossette  
Supreme Champion Ewe.....Trophy  
Reserve Supreme Champion Ewe.....Trophy

### Ram Lamb Commercial or Ram Lamb Purebred

- An exhibitor may enter a maximum of two ram lambs.
- All ram lambs must have been dropped after January 1 of the current year.
- Commercial and Purebred Ram Lambs will be shown together in this class.

Class No.

#### 3B1 Ram Lamb

Grand Champion ..... Trophy  
Reserve Grand Champion.....Pink Rossette

### Market Lamb

Any Breed

- Lambs in this class may be either grade or purebred and must have lambs teeth.
- Only ewes and wethers can be shown in this class. NO ram lambs.
- If there are too many entries in any class, the superintendent may divide class by weight.
- Rate-of-gain information on each market lamb will be made available to the judge.
- An exhibitor may enter no more than five market lambs.
- See Showmanship Rules at the end of the livestock section.

#### 7. Market ewes cannot be shown in a pair of ewes.

Purple	Blue	Red	White
\$5.00	\$4.00	\$3.00	\$2.00

Class No.

#### 3J1 Individual Market Lamb

Grand Champion ..... Trophy  
Reserve Grand Champion.....Pink Rossette

**Rate-of-Gain** - The top ten Rate of Gain market lambs shall receive a ribbon appropriate to their placing. Champion will receive a trophy. In case of a tie, placing goes to heaviest lamb.



Grand Champion ..... Trophy  
Reserve Grand Champion ..... Pink Rosette

## County Champion Market Lamb

1. Lambs in this class may be either grade or purebred and must have lambs teeth.
2. Lamb must be born and raised in Wright County and be shown by a Wright County participant who lives in Wright County. Only ewes and wethers can be shown in this class, no ram lambs.
3. Rate-of-gain information on each market lamb will be made available to the judge.
4. An exhibitor may enter no more than two market lambs in this class. These lambs will be included in the five market lamb limit.
5. These lambs will not be shown in both the Market Lamb class and the County Market Lamb class but Champions will be eligible to compete for Grand Champion Market Lamb and Reserve Champion Market Lamb.
6. If there are too many entries in this class, the Superintendent may divide class by weight.

Class No.

### 3H1 County Champion Market Lamb

Grand Champion ..... Trophy  
Reserve Grand Champion ..... Pink Rosette

## Carcass Class

This class will be judged using the State Fair Performance Classic Formula. The entry fee for this class will be \$8.00 which is the cost of the scanner. Premiums will be paid. The top two performers will receive trophies. One lamb per exhibitor may be entered and it must be one of your 5 market lambs. This lamb will not be shown in any other class. The winner of the carcass class will be eligible for Grand Champion Market Lamb.

Purple	Blue	Red	White
\$5.00	\$4.00	\$3.00	\$2.00

Class No.

### 3G1 Carcass Lamb

Grand Champion ..... Trophy  
Reserve Grand Champion ..... Pink Rosette  
Overall Grand Champion Market Lamb ..... Trophy  
Overall Reserve Grand Champion Market Lamb ..... Trophy

## Commercial Lamb Pens

1. This class shall consist of 3-5 market lambs and will be sold at the auction on Monday.
2. Pens must be weighed between 2:00 p.m. and 3:00 p.m. with the regular lamb weigh-in.
3. Production figures for the Pen will be needed and a form will be provided to each exhibitor to be filled out before the Fair.
4. When determining ribbon placings, the following factors will be considered:
  - a. Production costs
  - b. Uniformity of Pen
  - c. Judge's opinion
  - d. Current market price

Purple	Blue	Red	White
\$15.00	\$15.00	\$11.75	\$11.50

Class No.

### 3A1 Commercial Lamb Pens

Grand Champion ..... Trophy  
Reserve Grand Champion ..... Pink Rosette  
Rate of Gain ..... Purple Rosette

## Yearling Commercial Ewe or Yearling Purebred Ewe

1. Yearling ewes must be born between September 1, 2016 and December 31, 2017.
2. Birth date, ear tag number and/or registry number of each purebred ewe or Commercial ewe must be given on the Livestock Identification Report. Association tags must be in ears of sheep before arrival at Fairgrounds.
3. Certificate of Registry must correspond with association tag in ear and be presented at check-in to be eligible to show.
4. Each exhibitor may show a maximum of two yearling ewes.

Purple	Blue	Red	White
\$5.00	\$4.00	\$3.00	\$2.00

Class No.

### 3D1 Yearling Ewe

Grand Champion ..... Purple Rosette  
Reserve Grand Champion ..... Pink Rosette

## Novice Lamb Class

This project is open to anyone who has completed Kindergarten during the 2017-2018 school year to anyone completing the 3rd grade during the same year.

Ewes or weather lambs must have lambs teeth.

Lambs will be shown directly following the sheep show. All lambs must be available at check-in Wednesday, but do not need to be weighed. Lambs must be clipped within 30 days preceding the Wright County Fair. **Check out will correspond with other classes at 8:00 p.m. on Sunday.**

All entries will be paraded in the show ring. All contestants will receive ribbons. Lambs may be shown with halters and shortened lead ropes. Each participant will visit with the judge about the lamb they are showing.

The lambs do not need to be owned by the person showing them. There will be two classes: costume and showmanship. Exhibitors are eligible to enter both classes.

No entry fee is required. No premiums will be given. Entry forms must be received by the Fair Secretary by 4 p.m. June 8.

## Wright County Novice Lamb Class

(complete and turn into the Fair Secretary -  
PO Box 125 - by June 25, 2018)

Exhibitor Name \_\_\_\_\_

Parents Name \_\_\_\_\_

Email Address \_\_\_\_\_

Telephone Number \_\_\_\_\_

Grade completed in 2017-2018 school year \_\_\_\_\_

Is lamb also a 4-H or FFA project? \_\_\_\_\_

If so, list the name of the 4-H or FFA member \_\_\_\_\_

## Horse & Pony

*Allison Whaley, Superintendent*

*Kim Heller, Shorty Anderson, Wendy Brandt*

**DRESS CODE MUST BE ADHERED TO: DARK BLUE JEANS,  
LONG SLEEVED SHIRT WITH 4-H ARMBAND  
ON LEFT ARM OR 4-H EMBLEM OR  
FFA OFFICIAL DRESS AND BOOTS.**

**1. The Rules Section and Junior Livestock Section Rules listed in the fair book apply in this department.**

2. Entries for each class must be made at the Extension Office by 4:00 p.m. June 8.

3. Read the General Rules in the Fair book, but rules and regulations for 4-H Equine Shows in Iowa 4H511C Revised June 2013 take precedent.

4. **Exhibitors:** Each exhibitor (or their parent) must confirm his/her class entries by 8:30 a.m. Wednesday, July 11.

5. The arena will be open for warm up 7:30 a.m. - 8:30 a.m.

6. Each exhibitor must attend the exhibitor meeting at 8:30 a.m.

7. In this department, juniors are 4-6 grades, intermediates 7-8 grades and seniors 9-12 grades.

8. If there is a question as to the age of the horse or class it should be entered in, check with the horse project leader.

9. A horse may be entered in either Ranch Horse Pleasure or Western Pleasure, but not both.

10. Tack optional means Western tack or English tack may be used.

11. Show order: Showmanship; Halter; Horsemanship; Western Pleasure; Ranch Horse Pleasure; Trail; English Pleasure; Driving; Barrel Racing; Flag Race and Pole Bending.

**12. Immediate family members (siblings/step-siblings) can co-identify the same horse(s). Each horse must still be ID'ed in 4-H online under each sibling/4-H member.**

-There is NO Change in the rule that horse is either ID'ed as 4-H or FFA. NOT both.

-Siblings must both be in 4-H to ID the same horse

-The same horse will only be allowed to show in a class once. For example, a 5th grade 4-Her cannot show a horse in barrels and an 8th grade sibling shows the same horse in barrels. However, the other sibling could show the same horse in pole bending for example.

-Each member will still be allowed to ID a maximum of 5 horses, of these 5 a maximum of 2 may be leased - halter horses are NOT allowed to be leased, they must be owned.

**RULE: ASTM/SEI approved equestrian helmets must be worn for mounted classes. No exceptions and no bicycle helmets.**

### Halter

Purple	Blue	Red	White
\$4.00	\$3.00	\$2.00	\$1.00

### Class No.

- 5A1 Weanlings & Yearlings  
(Horses born in 2017-Yearlings)  
(Horses born in 2018-Weanling)
- 5A2 Two and Three year olds
- 5A3 Four years & older (56" & under)
- 5A4 Four years & older (over 56")

Champion ..... Rosette

Reserve Champion ..... Rosette

### Performance

Purple	Blue	Red	White
\$4.00	\$3.00	\$2.00	\$1.00

### Class No.

- 5B1 Ranch Horse Pleasure- Junior
- 5B2 Ranch Horse Pleasure - Intermediate
- 5B3 Ranch Horse Pleasure - Senior
- 5B4 Western Pleasure - Junior
- 5B5 Western Pleasure - Intermediate
- 5B6 Western Pleasure - Senior
- 5B7 Horsemanship - Junior (tack optional)
- 5B8 Horsemanship - Intermediate (tack optional)
- 5B9 Horsemanship - Senior (tack optional)
- 5B22 English Pleasure - Junior
- 5B23 English Pleasure - Intermediate
- 5B24 English Pleasure - Senior
- 5B10 Trail Course - Junior
- 5B11 Trail Course - Intermediate
- 5B12 Trail Course - Senior
- 5B13 Barrel Racing - Junior
- 5B14 Barrel Racing - Intermediate
- 5B15 Barrel Racing - Senior
- 5B16 Pole Bending - Junior
- 5B17 Pole Bending - Intermediate
- 5B18 Pole Bending - Senior
- 5B19 Flag Race - Junior
- 5B20 Flag Race - Intermediate
- 5B21 Flag Race - Senior
- 5B25 Driving Pleasure - Junior
- 5B26 Driving Pleasure - Intermediate
- 5B27 Driving Pleasure - Senior
- 5B28 Walk Trot - Junior
- 5B29 Walk Trot - Intermediate
- 5B30 Walk Trot - Senior

Pre 4-Hers Classes - Walk-Trot Pleasure Class & Barrels will follow after 4-H & FFA Show. Please register on Wednesday morning during the 4-H & FFA Show prior to the games at the announcer's stand.

## Poultry

*Rodney Legleiter & Deb Vance, Superintendents*

**EXHIBITORS MUST WEAR APPROPRIATE ATTIRE: OFFICIAL  
4-H OR FFA T-SHIRT OR WHITE BLOUSE OR SHIRT WITH  
THE 4-H OR FFA EMBLEM WITH DARK PANTS AND NO HATS.**

**1. The Rules Section and Junior Livestock Section Rules listed in the fair book apply in this department.**

**2. Pullorum testing will be offered at the fairgrounds on Saturday, July 7 from 8:00-11:00 a.m. All birds will be charged \$1.00 per bird for the test.**

**3. There will be a mandatory health check-in for poultry on Wednesday, July 11 from 1:00 p.m. to 3:00 p.m. Note: You must**

**check-in before you will be able to exhibit your poultry in the show and must be in place by 3:00 p.m.**

- 4. All exhibitors must keep their sections in pens and under their cages clean during the Fair.
- 5. Cages will be provided for each exhibitor. Exhibitors will need to provide their own watering and feeding pans as well as locks on the latches.
- 6. No more than two entries per class.
- 7. Any poultry that are to be sold must be identified to the Extension Office or Superintendent immediately following the show.
- 8. All poultry exhibited must have had a negative Pullorum-Typhoid test within 90 days of public exhibition and the test must have been performed by an authorized tester.
- 9. All chickens must be checked out with Superintendents after the sale on Monday, July 16.
- 10. An entry shall consist of birds from chick, duck, geese, or turkey growing projects.
- 11. Entries will be judged on the basis of uniformity, development and evidence of production (handling qualities, pigmentation and molt.)
- 12. An individual chicken may be shown from the pen of three if entered as such.
- 13. Pullorum - Typhoid test - is needed.

Purple	Blue	Red	White
\$2.00	\$2.00	\$1.50	\$1.00

Class No.

- 7A1 Layer Chickens - (Pen of Three)-(3 Hens)**
- 7A2 Broiler Chicken (Pen of Three)-(Same Sex)**
- 7A3 Ducks (Pen of Three)-(Same Sex)**
- 7A4 Geese (Pen of Three)-(Same Sex)**
- 7A5 Turkeys (Pen of Two)**
- 7A6 Turkey - Individual (cannot be from pen of two)**
- 7A7 Bantam (Pen of Three)-(2 Hens & 1 Rooster)**
- 7A8 Bantam - Individual**
- 7A9 Standard Breed - Individual**
- 7A10 Pigeon - Individual**

Grand Champion ..... Trophy  
Reserve Champion.....Rosette Ribbon

**Rabbits**

*Angela Charlson, Superintendent*

**EXHIBITORS MUST WEAR APPROPRIATE ATTIRE: OFFICIAL 4-H OR FFA T-SHIRT OR WHITE BLOUSE OR SHIRT WITH THE 4-H OR FFA EMBLEM WITH DARK PANTS AND NO HATS.**

- 1. The Rules Section and Junior Livestock Section Rules listed in the fair book apply in this department.**
- 2. There will be a mandatory health check-in for rabbits on Thursday, July 12 from 7:00 to 9:00 a.m. in the rabbit building. Note: You must check-in before you will be able to exhibit your rabbits in the show and must be in place by 9 a.m.**
- 3. Exhibitors must be present when their animals are judged and must be dressed appropriately as described in Rule No. 5 under the Showmanship Department at the end of the Livestock section.
- 4. All exhibitors must keep their sections in pens and under their cages clean during the Fair.

- 5. Cages will be provided for each exhibitor. Exhibitors will need to provide their own watering and feeding pans as well as locks on the latches.
- 6. No more than two entries per class.
- 7. The Pen of Three class may be bucks and does or a combination of each.
- 8. The Pen of Three class consists of three rabbits, **3-1/2 to 5-1/2 pounds each and under 69 days of age.**
- 9. Any small animals that are to be sold must be identified to the Extension Office or Superintendent immediately following the show.
- 10. All rabbits must be checked out with Superintendent after the sale on Monday, July 16.
- 11. A single fryer shall not be over 10 weeks of age and weigh a minimum of 3-1/2 pounds and a maximum weight of 5-1/2 pounds.
- 12. Pen of Three & Single Fryers will be weighed at the mandatory check-in on Thursday, July 12.
- 13. Exhibitors are required to put their own rabbits on the table.
- 14. All rabbits must be tattooed with a legible tattoo in left ear.**
- 15. Breed weights will follow A.R.B.A. breed standards.
- 16. Animals will be judged by breed in the Commercial 6 Class and 4 Class. If less than 5 in a breed they will be grouped together in an A.O.B. Class.

Purple	Blue	Red	White
\$3.00	\$2.00	\$1.50	\$1.00

**Commercial Rabbits**

Class No.

- 6A1 Senior Buck (over 8 mo.)**
- 6A2 Intermediate Buck (6-8 mo.)**
- 6A3 Junior Buck (under 6 mo.)**
- 6A4 Senior Doe (over 8 mo.)**
- 6A5 Intermediate Doe (6-8 mo.)**
- 6A6 Junior Doe (under 6 mo.)**

Meat Class

- 6A7 Single Fryer**
- 6A8 Pen of Three**

Grand Champion Pen of Three ..... Trophy  
Reserve Grand Champion Pen of Three ..... Trophy  
Grand Champion ..... Trophy  
Reserve Champion..... Trophy

**4 Class Rabbits**

Purple	Blue	Red	White
\$3.00	\$2.00	\$1.50	\$1.00

Class No.

- 6B1 Senior Buck (over 6 mo.)**
- 6B2 Junior Buck (under 6 mo.)**
- 6B3 Senior Doe (over 6 mo.)**
- 6B4 Junior Doe (under 6 mo.)**

Grand Champion ..... Trophy  
Reserve Champion..... Trophy  
Showmanship (Junior-Intermediate-Senior)



## Pets

*Jessica Norman*

**EXHIBITORS MUST WEAR APPROPRIATE ATTIRE: OFFICIAL 4-H OR FFA T-SHIRT OR WHITE BLOUSE OR SHIRT WITH THE 4-H OR FFA EMBLEM WITH DARK PANTS AND NO HATS.**

**1. The Rules Section and Junior Livestock Section Rules listed in the fair book apply in this department.**

2. All 4-H and FFA members enrolled in the pet project are eligible to exhibit in the pet show.

3. Entry forms are due by June 8, 2018 at the Extension Office, and must have ID papers turned in by May 15, 2018.

4. To be eligible for the small pet show, the member may not have exhibited the pet in any other department of the Fair this year.

5. All pet show paperwork must be turned in to the Extension Office on the fairgrounds by 3:00 p.m. Thursday, July 12. Judging will start at 5:00 p.m. on Friday, July 13.

6. All pets should come on a leash, in a box, a cage or a bowl.

7. All exhibitors must be responsible for their pet.

8. NO WILD ANIMALS. It is illegal under Iowa law to capture or keep any game animal, fur animal or game birds.

9. An exhibitor is limited to entering two pets in each class.

10. Cats and dogs three months and older must have a current official rabies certification given by a veterinarian.

11. Health certificates may be secured on Friday of the Fair or at the vet clinic prior to the Fair.

12. Pets include cats, gerbils, guinea pigs, hamsters, mice, fish, turtles, birds, dogs (not 4-H dog training program) and other small pets.

13. Pets will be released immediately after the show. Pets in this class will be judged on appearance, health and member's knowledge of caring, handling and feeding of the pet.

Purple	Blue	Red	White
\$2.00	\$2.00	\$1.50	\$1.00

Class No.

**9A1 Pets**

## Showmanship

**1. The Rules Section and Junior Livestock Section Rules listed in the fair book apply in this department.**

The animals brought into the ring must be the property of the entrant and will be judged in another livestock class at this fair.

NOTE: In judging, fitting and showmanship, types should not be considered, except as it may affect the way an animal should be fitted and shown. Showmanship awards will be judged according to the following score card:

2. a. Appearance of animal .....	35 points
b. Presenting animal in ring.....	50 points
c. Appearance & merit of exhibitor.....	15 points
Total .....	100 points

3. Senior (9th grade and above), Intermediate (7th and 8th grade), Junior (6th grade and below) showmanship classes will be held in the beef, swine, dairy, goat, rabbit, horse, poultry, sheep and alpaca classes. Grade levels are as of January 1 of the current year.

4. All livestock exhibitors are eligible to participate in showmanship. Exhibitors will not be required to sign up for showmanship, but must report to the show arena at the appropriate time. There is no entry fee and no premiums will be awarded, however, each participant will receive a prize.

5. Exhibitors may win only once in each class and may only compete in their respective age group.

**6. Exhibitors must wear appropriate attire. 4-H: Official 4-H T-shirt or white blouse or shirt with the 4-H emblem with dark pants. Optional all white outfit may be worn for dairy & goats FFA: Official FFA T-shirt with dark pants. Beef & Dairy exhibitors must wear hard soled shoes and no hats.**

Beef	Rabbit	Dairy	Horse
Swine	Poultry	Sheep	Goats

Champion Jr./Int./Sr. Showman..... TBA

Special Mention Jr./Int./Sr. Showman..... Gold Ribbon

Participation..... Green Ribbon

## Herdsmanship Department

Exhibitors of livestock are expected to maintain their quarters as orderly as possible, and must keep that part of the building occupied by them neat and attractive in appearance at all times. Herdsmanship judging will be conducted Thursday noon - Sunday by a select committee. Clubs will be scored each day. Each club's score will be tallied Sunday evening and winners will be announced at the Livestock Auction on Monday.

All chapters/clubs with Beef, Sheep, Goats, and/or Swine entries will automatically be entered and judged. Scores will be based on cleanliness of alleys, cleanliness of stalls & pens, appearance of animals and attendant on duty.

**1st place chapters/clubs in each species will have the right to select their stalls for the 2019 Wright County Fair and will also be awarded a \$30 cash prize for their club.**

**2nd place club will receive a \$20 cash prize.**

**3rd place club will receive a \$10 cash prize.**

## Wright County District Junior Fair Queen Contest 2018

*Kim Heller, Superintendent*

*Jenny Kreitlow and Lisa Hill, Committee Members*

The official entry form can be found on the Wright County Fair web page or the Extension Office.

1. The Wright County Fair Queen and Princess will have responsibilities throughout the entire Wright County Fair July 11-16. Contestants must be able to attend the entire fair.

2. All contestants will be expected to participate in the fair parade on Wednesday, July 11 which precedes the coronation on the Fair's Free Stage.

3. The Wright County Fair Queen will be a guest of the Iowa State Fair, Tuesday, August 7 through the time of the State Fair Queen Coronation, Saturday, August 11. Contestants must be able to attend this commitment. It is the responsibility of the queen to make travel arrangements to Des Moines, however expenses for the experience are paid by the Fair Board.

4. Each contestant must be at least 16 years of age and not more than 21 years of age on Thursday, August 9, 2018 (the first day of the 2018 Iowa State Fair).

5. Contestants must never have been married or have had children.

6. Contestants must reside in Wright County or in an adjoining county if the majority of her activities are in Wright County.

7. Each contestant must be an active member of at least one worthwhile organization in her community, e.g. church groups, Girl Scouts, 4-H, FFA, etc. Eligibility is not limited to 4-H or FFA membership.

8. No professional model is eligible for the Wright County Fair pageant.

9. Contestants will be selected by a panel of judges on Wednesday, July 11 beginning at 3:30 p.m.

10. The judges will select the royalty based on:

- Personality, Attitude, Appearance, and Awareness
- Leadership and Citizenship – Contribution to Community
- Overall Appearance, Charm and Poise

11. The judges will view each contestant in fair attire, and an evening dress.

12. Additional stipulations by the Iowa State Fair apply should the Wright County Fair Queen be crowned Iowa State Fair Queen. See the Iowa State Fair rules at [www.iowastatefair.org](http://www.iowastatefair.org)

## 4-H Exhibit Building Extension Personnel

*Jessica Norman, County Youth Coordinator*

*Kelly Grandgeorge, Office Manager*

*Sarah Seymour, Outreach and Marketing Coordinator*

*Abby Stanek, Youth Program Specialist*

## 4-H Exhibit Building & Iowa State Fair General Rules

NOTE: Exhibits which do not comply with size guidelines, copyright and safety procedures will not be accepted for entry, evaluation or display at the Iowa State Fair.

### Exhibitors will comply with all general rules and regulations.

- 4-H'ers who have completed 4th grade through 12th grade (or that equivalent) are eligible to exhibit at the Wright County Fair. Exception: Group exhibits from an entire club may include 4th grade members.
- Eligible exhibits are an outgrowth of work done as a planned part of the 4-H'ers participation in 4-H projects or programs during the current 4-H year. Exhibits can be done by an individual or group and may represent all or part of the learning in the project or program.
- Exhibitors in 4-H classes are not eligible to exhibit in a similar department of the FFA divisions or vice-versa.
- Exhibits previously entered in an FFA Ag Science Fair or any other FFA event or competition may not be entered in any 4-H exhibit class.
- Exhibits that do not comply with the class description, size guidelines, copyright restrictions, safety and approved methods will be disqualified and not put on public display.
- If the exhibitor chooses a display to illustrate what was learned:
  - Posters may not exceed 24"x36" in size.
  - Chart boards, graph boards, project presentation boards, model displays, etc., may not exceed 48" x 48" in size. Maximum size is determined by measuring the flat (unfolded) dimensions.
  - Display boxes may not exceed 28" x 22" in height or width and 12"

in depth.

7. Endangered and threatened plants and animals (includes insects), or songbird feathers and nest may NOT be used in any exhibit.

- Family and Consumer Sciences, Fashion Revue, Clothing Selection, Challenge Class, Creative Arts, Animals Agriculture and Natural Resources, Personal Development, Science, Engineering and Technology exhibits will be rated blue, red or white and will receive premiums as follows:

	Blue	Red	White
State Fair			
	\$2.00	\$1.50	\$1.00
			\$3.00

- Pride of Iowa, Educational Presentation, Working Exhibits and Share-the-Fun: (The premiums stated for a Share-the-Fun entry is for the entire group of participants.)

Blue	Red	White	State Fair/Clay Co.
\$5.00	\$3.75	\$2.50	\$3.00

- Horticulture Exhibits will receive premium as follows:

Blue	Red	White
\$2.00	\$1.50	\$1.00

- (The State Fair premium recognition is paid from the Trophy Fund.)

8. Copyrighted materials and designs may not be used in an exhibit that is presented as original work by the exhibitor. Exhibitors must include permission from the copyright holder/owner when using copyrighted materials. Exhibitors must give proper credit to the original source of all materials/designs used in exhibits. (See also special rules for Visual Arts and general copyright information for 4-H'ers.)

9. The 4-H'ers goal and applicable exhibit standards will form the basis of the evaluation process. Evaluation criteria will include demonstrated learning, workmanship and techniques, and general appearance and design. Refer to exhibit class evaluation rubrics for detailed evaluation criteria in each class. Rubrics are located on each 4-H project page at <http://www.extension.iastate.edu/4h/exhibit-tip-sheets>

10. A written explanation, audio recording, or video recording is to be included as part of each exhibit. The exhibitor should respond briefly to the following questions about the exhibit:

- What did you plan to learn or do? (What was your exhibit goal(s)?)
- What steps did you take to learn or do this?
- What were the most important things you learned?

\*\*\*Check for additional requirements in exhibit classes for food and nutrition, photography, and visual art classes.

11. All Judges' decisions are final.

12. Each item in an exhibit must be securely labeled, including the name of the county, class number, and exhibitor's name.

13. All exhibits are to be labeled only with the official entry tag. The main item of each exhibit must have the entry tag securely and

## GOAL SHEET EXAMPLE

NAME \_\_\_\_\_

CLUB \_\_\_\_\_

NUMBER OF YEARS IN PROJECT AREA \_\_\_\_\_

CLASS NO \_\_\_\_\_ CLASS NAME \_\_\_\_\_

- What did you plan to learn or do? (What was your exhibit goal(s)?)
- What steps did you take to learn or do this? (Be sure to include cost in your steps)
- What were the most important things you learned?

\*Design Elements and Principles are strongly suggested in 630 Visual Arts, 720 Clothing & Fashion, 760 Home Improvement, and 770 Sewing & Needle Work. The written description of the exhibit must identify the design element(s) and/or art principle(s) used in this particular exhibit and how it is used. (Example: "I used the primary colors red, blue, and yellow to emphasize the geometric shapes" not just "the element I used was color".....) See pages 20-21 for more information.

Your goals can be in any format - example: handwritten, computer, audio recording or video recording.

\*\*\*Check for additional requirements in exhibit classes for food and nutrition, photography, and visual arts.

prominently attached, additional separate pieces of the exhibit must carry the class number and name of exhibitor. Labels should be placed on the back of posters and photos. Entry tags must be completely filled out as follows:

- Class number (i.e. 750, 760)
- Department (i.e. Visual Art, Clothing)
- Description (i.e. Clay pot, dress)
- Grade just completed
- Yrs. in project (i.e. 1, 4, 6)
  - Name (i.e. Chris Clover)
- Club Name (i.e. Clover Cadets)

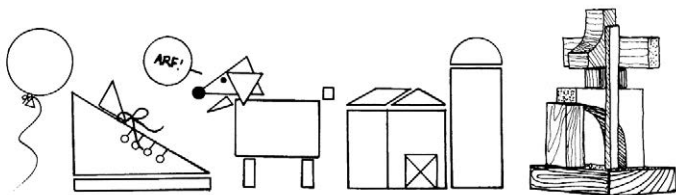
14. There will be NO pre-entries. Entry forms must be filled out and brought the day of judging which will be Tuesday, July 10.

15. Achievement Shows will not be required. Clubs are strongly encouraged to have an Achievement Show, however.

16. The management will not be responsible for loss or damage of exhibits. **Exhibits are not released until 6:00 p.m. Sunday, July 15.**

#### Those exhibits selected for the Iowa State Fair:

- Must be 4-H'ers who have completed 5th grade through 12th grade (or that equivalent).
- Exhibits will be transported to the State Fair. If an exhibit exceeds a certain weight or size, the Extension staff has the authority to decide whether they can transport the exhibit. The 4-H exhibitor would be responsible to transport large or heavy exhibits to the State Fair.
- Due to security, 4-H'ers are discouraged from sending items that have special meaning and historical value as the exhibit or part of an exhibit. The Iowa State Fair and Iowa State University Extension will use diligence to insure the safety of articles entered for exhibition after their arrival and placement. However, they will not be responsible for damage or loss by fire, theft, etc.



- When limited by exhibit space and size and nature of the exhibit, the department superintendents reserve the right to rotate exhibits for display. Exhibit displays should be in proportion to the main item or idea being displayed.

**Beginning on this page are some helpful tips on design elements and art principals.**

**For more information see full details in Design Exploring the Elements & Principles 4-H 634 March 2000.**

#### Elements of Design

A design is a visual plan you can use to create your 4-H project. Everything can be seen in a design. When you describe something you see, you use words that tell about the lines, shapes, colors, textures, and spaces. **Line, shape, color, texture, and space are the basic elements of design.**

##### Line

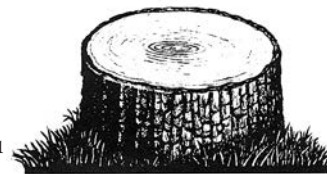
Lines can be horizontal, vertical, dotted, zig zag, curved, straight, diagonal, bold, or fine. Lines can show direction, lead the eye, outline an object, divide a space, and communicate a feeling or mood.

#### Shapes

Shapes are made by connecting lines. Circle, square, triangle, and freeform are words used to identify shapes. Look at the objects around you, and describe their basic shapes. Are they one shape, or are they a combination of many shapes? After doing this several times, you will understand what shape really is. Line creates two dimensional or flat shapes. When shapes are three dimensional, we call them forms. Circles are shapes; a ball is a form. Squares are shapes, but cubes are three dimensional and called forms. A sculpture is a three dimensional form.


#### Color

Color is described with the words hue, value, and intensity. Hue refers to the name of the color – red or blue, for example. Value tells the lightness or darkness of a hue. Intensity refers to the brightness or dullness of a hue. You can use a color wheel and learn how colors work together in the publication, 4-H 633 Color.



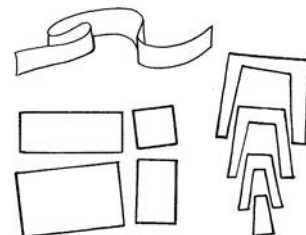
#### Texture

Texture is the surface quality and an item. It's how something feels when touched, or looks like it would feel if touched. Sandpaper is rough. Velvet is smooth. A drawing of a tree stump could show rough outer bark and a smooth inner surface. Search for ways to add texture to your projects. Texture adds variety and interest.



#### Space

Space refers to the area that a shape or form occupies. It also refers to the background against which we see the shape or form. Space can be defined as positive or negative. The positive space of a design is the filled space in the design – often it is the shapes that make up the design. Negative space is the background. The negative space in design is as important as the positive area.



#### Principles of Design


Some combinations of design elements (line, shape, color, texture, and space) work better than others. Here are some guidelines to help you understand why some combinations work and others do not work as well. These guidelines – **rhythm, proportion, emphasis, balance, and unity** – are the principles of design.

##### Rhythm

You have felt rhythm in music. Rhythm is also a part of things you see. It allows the eye to move from one part of a design to another part.

Rhythm can be created by:

- Repeating a color, shape, texture, line or space when designing.
- Varying the size of objects, shapes, or lines in sequence (small or large).
- Using a progression of colors from tints to shades (light blue to dark blue).
- Shifting from one hue to a neighboring hue (yellow to yellow-orange to orange to red-orange to red).





## Proportion

Proportion refers to the relationship between one part of a design and another part or to the whole design. It is a comparison of sizes, shapes, and quantities. For example, the relationship between the vertical and horizontal measurements of a wall hanging may be pleasing because the unequal lengths produce an interesting contrast.



## Emphasis

Every design needs an accent – a point of interest. Emphasis is the quality that draws your attention to a certain part of a design first.

There are several ways to create emphasis:

- Using a contrasting color.
- Using a different or unusual line.
- Making a shape very large or very small.
- Using a different shape.
- Using plain background space.

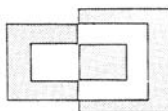


## Balance

Balance gives a feeling of stability. There are three types of balance. **Symmetrical**, or formal balance, is the simplest kind. An item that is symmetrically balanced is the same on both sides. Our bodies are an example of formal balance. If you draw an imaginary line from your head to your toes dividing your body in half, you will be pretty much the same on both sides.



Designs that have a **radial balance** have a center point. A tire, pizza, and a daisy flower are all examples of design with radial balance. When you look through a kaleidoscope, everything you see has a radial balance.



**Asymmetrical balance** creates a feeling of equal weight on both sides, even though the sides do not look the same. Asymmetrical designs are also called informal designs because they suggest movement and spontaneity. Asymmetrical balance is the hardest type of balance to achieve and often takes experimenting or moving elements around until balance is achieved.

## Unity

When things look right together, you have created unity or harmony. Lines and shapes that repeat each other show unity (curved lines with curved shapes). Colors that have a common hue are harmonious. Textures that have a similar feel add to unity. But too much uniformity sometimes can be boring. At the same time, too much variety destroys unity.

## Honesty of Design

Honesty of design refers to three specific areas – media, form, and function.

You are being honest with a medium when you are faithful with that medium, use it to its best advantage, and avoid making it look like something else. Clay should not be glazed to look like wood, and wood should not be painted to look like clay bricks. Honesty related to form and function means that parts of a design should work in ways they were intended. Doors on woodworking projects should not be fake; they should open. A flower pot should be designed to complement the flowers and not draw the most attention to the pot.

## Ideas and Inspirations

Where do you get your ideas? Just as you do not copy from the encyclopedia when you write a term paper or from another person's paper when you take a test, you should never copy another person's design. You are what makes your designs special! Inspiration or sources for designs may come from poetry, music, nature, and your own photographs and sketches. Let these inspirations be springboards for your imagination.

## Evaluating Design

Evaluating your designs and those of others can help you improve your understanding about design.

You can get help in evaluating your work from many people, among them your parents, other 4-Hers, leaders, teachers, and fair judges. There is seldom only one way to improve a design, so don't be surprised if different people have different ideas on how you might change your work. In the end, the decision is yours. Becoming a good designer takes practice. The more you talk about and play with the elements and principles of design, the easier it will be to use them effectively.

Here are some questions to ask yourself about your designs.

1. Where did you get the idea for your design?
2. Describe one of the design elements. How did you use it?
3. What do you like about the way your design looks?
4. What might you change another time?
5. Is your design honest in media, form, and function?

## Work Schedule

4-H Exhibit Building Work Schedule for set up and cleanup will be sent to 4-H club leaders.

## Host and Hostess Schedule

4-H Host and Hostess Schedule will be sent to 4-H club leaders. Host and Hostess duties are:

1. Wear 4-H uniform (or 4-H emblem).
2. Smile! Walk up and down aisles to keep close watch on exhibits, greet people and answer questions. (NO SITTING!)
3. Keep floor free from litter.
4. Each club needs to set up their own schedule during their assigned time at least three members (or parents) per shift.

## Judging Schedule

Family & Consumer Sciences, Agriculture & Natural Resources, Personal Development, Animals, Science, Engineering & Technology, exhibits will be judged on Tuesday, July 10, according to schedule to be sent to club leaders.

## 4-H Club Booth Competition

All booths located in the 4-H Exhibit Building will be judged before opening on Wednesday. Criteria for evaluation will include:

1. Theme: Fair Necessities
2. Attractiveness
3. Originality
4. Neatness
5. Clarity - all exhibits visible and clearly identified
6. Organization
7. One focal point

### Premiums:

1st	2nd	3rd	All Others
\$15.00	\$12.50	\$10.00	\$5.00

## Challenge Class-Photography Elements and Principles

### Class: CC Photography

#### 1 - Junior Challenge Class

#### 2 - Intermediate Challenge Class

#### 3 - Senior Challenge Class

**\*\*Put your name & club on the back of the photo if you want it returned\*\***

### Rules:

1. 4-H'er does not have to be entered in the 4-H Photography Project Area.
2. The photograph entered in the challenge class cannot be entered into another class at the fair.
3. 4-H'er can have only **ONE** entry in the Photography Challenge Class. This entry will not be counted in the total of photography entries.

### Entry needs a 4-H entry tag for Challenge.

### 4. The photograph must be of "Farm Machinery"

Photographs must be the work of the 4-Her during the current project year.

5. The photograph must clearly show/depict/demonstrate/illustrate at least one design element and/or art principle.
  6. The photograph must be enlarged to 5"x7" and must be in color.
  7. **No** mats, frames, or glass are permitted but the photograph can be flush mounted on a mount board. No corner mounts may be used.
  8. Please place in a plastic zip-lock bag for protection.
  9. No captions permitted. Entry may be titled on the back.
  10. No goal card or learning cards are required.
  11. Entry will be judged on how it meets criteria, creativity, technical quality, exhibitor's evaluation, and overall appearance.
  12. **Exhibits in this class are not eligible for the Iowa State Fair.**
- Elements of Design: Line, Shape, Color, Texture, and Space  
Art Principles: Rhythm, Proportion, Emphasis, Balance, and Unity

## Challenge Class-Food & Nutrition

### Class: CC Food & Nutrition

#### 4 - Junior Challenge Class

#### 5 - Intermediate Challenge Class

#### 6 - Senior Challenge Class

1. 4-H'er does not have to be entered in the 4-H Food & Nutrition Project.
2. Members may enter **ONE** entry in the Food & Nutrition Challenge Class. This entry will not be counted in the total of Home Economics entries. **Entry needs a 4-H entry tag for Challenge.**
3. This class will not require a learning goal card. Know your recipe and what you have learned by doing this recipe. You will evaluate your own first on texture, flavor, and appearance.
4. Exhibit entry will be displayed on a firm disposable plate or flat cardboard labeled with a 4-H entry tag. Place food in plastic bag.
5. The purpose of this contest is to use only the following recipe to make, bake, and present your 5 best Dutch Letters on a disposable plate. Be sure to use the ingredients listed. **Do not substitute ingredients.**
6. **Exhibits in this class are not eligible for Iowa State Fair.**

## DUTCH LETTERS

### 28 Servings

Prep Time: 50 minutes

Total Time: 30 minutes plus cooling

### INGREDIENTS

- 1 can (8 ounces) almond paste
- 1 cup sugar
- 1 large egg
- 1/2 teaspoon lemon extract

### DOUGH

- 4 cups all-purpose flour
- 1 teaspoon salt
- 2 cups cold butter
- 1 cup ice water
- 1 large egg white
- 2 teaspoons water

## DIRECTIONS

In a large bowl, beat the almond paste, sugar, egg and extract until smooth. Divide into four portions. On lightly floured waxed paper, roll each portion into a 12x1/2-in. rope; set aside.

In a large bowl, combine flour and salt; cut in butter until crumbly. Gradually add water, tossing with a fork until dough forms a ball. Divide into four portions.

On a lightly floured surface, roll out each portion into a 14x6-in. rectangle. Place one almond paste rope in the center of each rectangle. Moisten long edges of dough; fold over filling. Press seam to seal; tuck in ends.

Transfer seam side down to greased baking sheets; form each into an S-shape. Whisk egg white and water; brush over dough. Using a fork, prick tops at 1-in. intervals to vent.

Bake at 350° for 30-35 minutes or until golden brown. Cool on wire racks. To serve, cut into 2-in. pieces. Yield: 28 pastries.

Originally published as Dutch Letters in Taste of Home December/January 2012, p103

**\* All challenge exhibitors (Food & Nutrition and Photography) will receive premium as listed on page 19 of the fair book.**

## Duct Tape Designs Challenge

Judging - Friday, 3:00-5:00 p.m., 4-H Exhibits Building

### Additional Rules:

1. All entries must be made to the Wright County Extension & Outreach Office, 210 1st St. SW, Clarion, IA 50525 by or before June 8 and before 4:00 p.m.
  2. **All entry fees of \$1.00 per exhibit must accompany advance entry form.**
  3. Any 4-H member (boy or girl) is eligible to enter. Members do not have to be enrolled in the 4-H Clothing Project.
  4. Members may work as an individual or in a team of two members with the grade division determined by the older of the two members.
  5. Items created can include wallets, purses, tote bags, hats, visors, jewelry, belts, ties, vests, aprons, shoes, etc. Undergarments will not be accepted. All items created must be appropriate and in good taste. Participants may choose to wear clothing that will enhance their created accessory.
  6. Each team will receive 2 rolls of colored duct tape at the competition. Teams must provide one roll of their own duct tape, sharp scissors, ruler, compass or protractor, **as well as: recyclable materials such as cardboard, plastic containers, store bags, etc.** The accessory will be modeled by one of the team members.
  7. Teams will be given **one hour** to complete their accessory and will be judged on the following: Workmanship 25 %, Originality 25 %, Use of Tape and Recyclable Materials 25 %, Fashion 25 %.
  8. Exhibit in this class not eligible for the Iowa State Fair.
- Lot 1 - Junior Section (Grades 4, 5, 6)**  
**Lot 2 - Intermediate Section (Grades 7, 8)**  
**Lot 3 - Senior Section (Grades 9, 10, 11, 12)**  
**Special Awards: given at the end of judging**

## Wright County 4-H Mystery Bag Cooking Contest

Saturday, 3:00 p.m.

4-H Exhibit Building

### Rules:

1. Limited to 6 teams of 2 people. Teams may consist of any combination of two youth grades 7-12 and/or adults. Youth in 4th-6th grade may compete with an adult partner.
2. Pre-register by noon Friday, the day before the contest.
3. Contestants are to bring an electric skillet, long heavy extension cord, knife, spoon or spatula, and up to 3 condiments from the following list: herbs/spices, mustard, ketchup, BBQ sauce, jam/jelly, soy sauce,

Worcetershire sauce, honey, bottled marinade, salsa, chocolate/caramel syrup, salad dressing (not Miracle Whip type).

4. Items furnished include salt and pepper, water, spray for skillets, a cutting board, and a plate for the final presentation to the judges.
5. At the time of judging contestants will be given a mystery bag with various products included. You will be given 30 minutes to prepare your own edible creation from the contents.
6. All entrants will open their bags at the same time.
7. Entries will be judged on 40 % creativity, 40 % best use of products, and 20 % showmanship.
8. Awards will be awarded to the first, second and third place overall. One prize will be awarded in showmanship.

## Family and Consumer Sciences

All exhibitors are responsible to read and comply with 4-H exhibit building and Iowa State Fair "General Exhibit Rules" page 19.

1. See 4-H Exhibit Building, General Rules.
2. All Family and Consumer Sciences exhibits are to be entered and judged during their club's scheduled time period. No exhibits can be removed before 6:00 p.m. Sunday, July 15. One leader from each club is responsible for checking in and checking out all club Family and Consumer Sciences exhibits.
3. All projects entered will be considered for State Fair. The only exception to this rule is members who have completed 4th grade. Only 4-H'ers who have completed 5th grade through 12th grade (or that equivalent) will be eligible for State Fair.

**CLASS DESCRIPTION:** Most exhibit classes have specific guidelines and requirements that will be included in the judging process. Members are highly encouraged to go to <http://www.extension.iastate.edu/4h/> projects to find information about judging criteria for exhibits that they create from their 4-H project learning.

### Class No.

**10410 Child Development** - An exhibit that shows learning about children. Examples: child care, growth and development, safety and health, children with special needs, and careers in child development.

**10420 Clothing and Fashion - Constructed/Sewn Garments & Accessories** - An exhibit that shows learning about style, fashion, design, thrifty spending, wardrobe planning, types of fabrics, and clothing care. Exhibits may include constructed or purchased clothing and accessories.

**10422 Clothing and Fashion - Purchased Garments & Accessories** - Purchased garments or accessories that shows learning about style, fashion, design, thrifty spending, wardrobe planning, types of fabrics, and clothing care. Exhibits must be intended to be worn by humans.

**10424 Clothing and Fashion - Other Ideas/Education Exhibits** - Any other educational exhibit that shows learning about clothing and fashion including but not limited to design illustrations, exploration of clothing styles, careers, clothing care, etc.

### ***Clothing and Fashion Special Rule:***

*Outfits or accessories which will be worn during the Awardrobe Clothing Event may not be entered as a 4-H Iowa State Fair exhibit.*

**10430 Consumer Management** - An exhibit that shows learning through savvy budgeting, comparison shopping, money management, and consumer rights and responsibilities.

**10440 Food & Nutrition - Prepared and Preserved Product** - An exhibit of a prepared or preserved food product that shows skills or learning about cooking, baking, eating and choosing healthy foods, safety practices, or food preservation through the making of a prepared or preserved food product. See *Food & Nutrition Special Rules* below and HS 76 "Foods for Iowa 4-H Fairs - Quick Reference Guide" at <https://store.extension.iastate.edu/product/6434> for additional information regarding prepared and preserved food products.

**10445 Food & Nutrition - Education Display** - An educational exhibit (poster, report, display) that show skills or learning about

cooking, baking, eating and choosing healthy foods, safety practices, or food preservation. See *Food & Nutrition Special Rules* below and HS 76 "Foods for Iowa 4-H Fairs - Quick Reference Guide" for additional information regarding prepared and preserved food products.

## **Food & Nutrition Special Rules**

1. Any exhibit considered to be a food safety risk or portray a food safety risk will not be accepted, judged or displayed.
2. All food products/exhibits should be appropriate for human consumption.
3. Food product exhibits must be prepared, baked or cooked using only food grade utensils and containers.
4. Products that require refrigeration will not be accepted, judged or displayed.
5. Meat jerky products are prohibited.
6. The recipe must be included for any prepared food exhibit; credit the source of the recipe.
7. Preserved foods must include the Food Preservation Exhibit Label. Only food processed after August 1, 2017 is acceptable. Current USDA and/or Iowa State University guidelines for home food preservation must be used.
8. Preserved food exhibits **must** include two product samples. One will be opened for evaluation and discarded; the second will be placed on display and returned to the exhibitor. All perishable food products will be discarded when removed from display.
9. Prepared foods should be placed on a firm disposable plate or flat cardboard. Place food product exhibit in a reclosable plastic bag with entry tag fastened outside the bag.
10. The use of alcoholic beverages in the preparation or production of 4-H food exhibits is NOT permitted.

VI-991201-WB December 2000

**Print on Avery labels #5163,  
2" x 4", 10 per page**

Also available to download and print from:

<http://www.extension.iastate.edu/4H/>

**Information for Staff  
Iowa State Fair Forms**

## **PRESERVED FOOD 4-H EXHIBIT LABEL**

Type of food \_\_\_\_\_

Method of preservation \_\_\_\_\_

Processing time \_\_\_\_\_

Pressure (if appropriate) \_\_\_\_\_

Date processed \_\_\_\_\_

Source of recipe \_\_\_\_\_

**10450 Health** - An exhibit that shows learning through food choices, safe activities and skills such as first aid and CPR, careers, and healthy lifestyle choices.

**10460 Home Improvement** - An exhibit that shows learning in planning, improving and caring for your home living space. Exhibits may include new or refinished/reclaimed/restored items.

**10470 Sewing and Needle Arts - Constructed Item** - (sewn, knitted, crocheted, or process) that shows learning and skill in sewing, knitting, crocheting, or other needle arts. May include the construction of household items such as pillowcases, curtains, table runners, quilts, wall hangings, or other items. Exhibits in this class are not intended to be worn by humans.



### **10472 Sewing and Needle Arts - Other Ideas/Educational**

**Exhibits** - Any other educational exhibit that shows learning about sewing and needle arts including but not limited to construction techniques, use and care of fabrics and fibers, design illustrations, decorative processes, careers.

**10480 Other Family and Consumer Science** - An exhibit that demonstrates learning about a family and consumer science topic that does not fit any previous Family and Consumer Science class listed.

## **4-H Clothing Event**

**NOTE:** The State Fashion Revue, Clothing Selection and \$15 Challenge event will be held at the Iowa State Fairgrounds Youth Inn. Thursday, August 9, 2018, All Day.

County 4-H Clothing Event Judging, June 19, 2018, 9 a.m.-7:00 p.m. at the Extension Office. Youth model their outfit at the County Fair on the Free Stage at 7:00 p.m. on Thursday, July 12, 2018.

**Clothing:** Special Rule: Art elements and principles of design are the foundation of design whether putting together fabrics for clothing and quilts, selecting furnishing for a room, or creating a drawing. Design elements are line, shape, form, color, and texture. Design principles are balance, proportion, rhythm, emphasis, and unity. Information on elements and principles of design for clothing can be found at : <http://www.extension.iastate.edu/Publications/4H313.pdf>

When application of design elements and art principles must be explained, the following guidelines shall be used:

a. Members in grades 4-6 are responsible for using a minimum of one design element within their exhibit. Youth must explain how the specified element is used in the exhibit. While not evaluated or given a higher ribbon placing for using more than one element, youth may discuss additional elements used in the exhibit.

b. Members in grades 7-8 are responsible for using a minimum of two design elements within their exhibit. Youth must explain how the specified elements are used in the exhibit. While not evaluated or given a higher ribbon placing for using more than two elements, youth may discuss additional elements used in the exhibit.

c. Members in grades 9-10 are responsible for using a minimum of one art principle and the element of elements used in the selected principle. Youth must explain how the element of elements are used to illustrate the selected principle. While not evaluated or given a higher ribbon placing for using more than on principle, youth may discuss additional principles and corresponding elements used in the exhibit.

d. Members in grade 11-12 are responsible for using a minimum of two art principles and the elements used in the selected principles. Youth must explain how the elements are used to illustrate the selected principles. While not evaluated or given a additional principles and corresponding elements used in the exhibit.

### **Participant Eligibility**

1. **Four Fashion Revue** participants will be eligible to represent each county with no more than two (2) participants from any one category (female, male, or minority).

2. **Three Clothing Selection** participants (one female, one male, one minority) will be eligible to represent each county. 4-H'ers may participate only one time in the Iowa State Fair Clothing Selection Program.

3. **Three \$15 Challenge** participants (one female, one male, one minority) will be eligible to represent each county. 4-H'ers may participate only one time in the Iowa State Fair \$15 Challenge Program.

4. Participants must be in the 4-H senior designated level (grades 9-12).

5. **All participants (male or female) to qualify for participation in the state event should have been a participant in a 4-H Clothing project or educational experience in 2017-2018.**

6. Participants should be selected representatives from county Clothing Event, Clothing Selection and the \$15 Challenge programs.

7. 4-H'ers may participate only one time in the Iowa State Fair Clothing Selection program and the \$15 Challenge.

8. Outfits or accessories which will be worn in the Clothing Event program may not be entered as a state fair exhibit from the county.

9. Participants must bring the garment or outfit they purchased or created and accessories to the fair on the day they participate in the clothing event.

10. Due to program requirements, participants in the Iowa State Fair queen contest can not participate in the 4-H Clothing Event.

11. All participants must participate in the entire Clothing Event activities on the date scheduled for their county unless the 4-H'er is involved in another State Fair 4-H activity at the same time with a non-flexible schedule.

### **Special Event Criteria**

#### **Fashion Revue**

**12101 Junior Fashion Revue**

**12102 Intermediate Fashion Revue**

**12103 Senior Fashion Revue**

All participants (male or female) to qualify for participation in the state event should:

a. Have been enrolled in a 4-H Clothing project in the current 4-H program year.

b. Model a garment or outfit the entrant has constructed, hand-knitted, machine-knitted, or crocheted during the current 4-H year.

1. A garment or outfit consisting of one to three pieces such as party clothes, tailored suits, vest, slacks, shirt, skirt, active sportswear and/or coats are acceptable as Fashion Revue entries.

2. Blouses/shirts, and sweaters are usually considered as garments. If they are used to complete an outfit, they may be constructed or selected.

3. All other accessories and undergarments may be constructed or selected.

#### **Clothing Selection**

**12201 Junior Clothing Selection**

**12202 Intermediate Clothing Selection**

**12203 Senior Clothing Selection**

All participants (male or female) to qualify for participation in the state event should:

a. Select and/or purchase an outfit that represents the 4-H'ers goal or intended use for the selected outfit.

b. Have had individual planned or county experience(s) in choosing shopping alternatives, evaluating fit, quality and construction features, price and cost comparison.

**NOTE:** Outfits may be selected and/or purchased from any source, including consignment shops, used clothing stores, etc. Clothing items which are home-sewn are not eligible unless the completed garment was purchased from a used clothing source. Clothing items which are custom sewn specifically for the participant are not eligible. For more specific examples, see 6-N Clothing Event Judges Orientation.

#### **The \$15 Challenge**

**12301 Junior \$15 Challenge**

**12302 Intermediate \$15 Challenge**

**12303 Senior \$15 Challenge**

All participants (male or female) to qualify for participation in the state event should:

a. Purchase an outfit that represents the 4-H'ers intended use for the selected outfit.

b. Have had individual or county experience(s) in choosing shopping alternatives, evaluating fit, quality and construction features, price, and cost comparison.

c. Outfits must be purchased at a garage sale, consignment store, or resale shop (i.e. Goodwill, Salvation Army, or other stores of this type.) Hand-me-downs or clothing as gifts that were selected by the 4-H'er belong in Clothing Selection.

d. Cost of outfit must be \$15 or less, not including shoes, accessories or undergarments.

e. Receipt(s) **MUST** be turned in with Clothing Event Form.

### Objectives of the 4-H Textiles & Clothing Programs

Youth will learn...

1. to select or construct to enhance appearance and self-esteem by applying design elements and principles.
2. about textile fibers and fabrics and be able to apply this knowledge in choosing, buying, or making clothing or household textiles.
3. to choose clothing not only for its beauty or fashion appeal, but also for its value in safety, comfort, and protection, or capacity to help with special physical needs.
4. ... the importance of good grooming and hygiene in developing personal self-esteem and good relationships with others.
5. ... about diversity in textile and clothing designs and its relationship to cultural or ethnic heritage.
6. ... about historic costume and textiles as well as decorative processes such as dyeing, printing, quilting, or embroidery.
7. ... about career opportunities in fashion, apparel, and textile businesses and industry.
8. ... to work cooperatively with others and to apply communication, leadership, and evaluative skills through experiences in the 4-H program at the local, county, state, and national levels.

### Evaluation Criteria for Clothing Event

1. Learning to Communicate (20 points)
  - Learning goal statement for Clothing Event
  - Shows knowledge of textiles and clothing topics
  - Explains choices and decisions confidently
  - Written Report Form neat, carefully written
2. Developing Individual Self-esteem (10 points)
  - Shows good grooming and posture
  - Has self-confidence and presents outfit with pride
  - Sees that clothes help communicate
  - Can describe 4-H benefit
  - Shows thought about career choices
3. Making Decisions about Appearance and Design (15 points)
  - Choices related to fabric, color, style and fit
  - Show understanding of fashion changes or trends
  - Outfit fits with ease and is attractive
  - Garment's fabric is suitable to design
4. Choosing Clothes for Specific Occasions or Purposes (20 points)
  - Occasions/purposes of outfit explained
  - Functional characteristics identified and explained
  - Fabrics and accessories are appropriate for uses expected
5. Identifying Quality Garment Features (20 points)
  - Quality features identified and explained
  - Constructed garment's pattern changes appropriate
  - Know fiber content
6. Managing to Get Your Money's Worth (10 points)

- Cost of outfit reported
- Cost per wearing computed accurately
- Type and cost of care discussed
- Costs reasonable in relation to budget

7. Event Goal Reached ..... (5 points)

Total Points ..... 100

### Class 107 - Clothing Changed or Modified (county only)

1. A member need not be enrolled in the clothing project to participate.
2. A member will model a garment (constructed or ready-made) that shows major changes to make it more useful. Examples include recycling a garment, design changes to a garment, etc.
3. Garments modeled in this category are not eligible for state fair.

## Creative Arts

*(includes visual arts, photography, and music)*

All exhibitors are responsible to read and comply with 4-H exhibit building and Iowa State Fair "General Exhibit Rules" page 18.

**CLASS DESCRIPTION:** Most exhibit classes have specific guidelines and requirements that will be included in the judging process. Members are highly encouraged to go to <http://www.extension.iastate.edu/4h/> projects to find information about judging criteria for exhibits that they create from their 4-H project learning.

### Class No.

**10310 Music** - An exhibit that shows learning about musical performance, composition and arrangements, instruments, musical styles or history.

**10320 Photography** - An exhibit, either photos(s) or an educational display, that shows learning about photography from choosing a camera to modifying your photo. Still photos only, not video.

### **Photography Special Rules:**

1. 4-H'er can have only SIX entries in the Photography Exhibit Class. The Photography Challenge Class entry will not be counted in the total of photography entries.
2. Photographs should be a minimum of 4" x 6". Finished size (including mounting/matting) of single photographs should not exceed 11" x 14" in height or width. Exception: Panoramic photos must not exceed 24" in length.
3. All photographs must be printed on photographic paper.
4. Photography may be either black and white or color. They may be processed from negatives, slides or digital cameras and computer manipulation programs. Photographs must have been taken since your county fair of the previous year.
5. Mounted photos can be (a) flush-mounted (no board showing) on mounting board, or (b) with mount borders (window mat or flat mount directly on board). Exhibitors may cut their own mounting boards, use ready-cut window mats or have matting done professionally. 4-H'ers are responsible for design decisions such as border, color and size. **Framed photographs (including floating frames) will not be judged.**
6. Non-mounted photos may be exhibited in a clear plastic covering.
7. A series is a group of photographs or slides (3 to 5) that are related or tell a step-by-step story. Photographs must be mounted together in story order or sequence. Slides should be numbered. Finished size of individual photographs in a series should not exceed 6" x 8".
8. Digitally altered photos should include a copy of the photo before changes.
9. Subject matter of photographs must be in good taste and be appropriate for public display in a 4-H setting.
10. Photographs depicting unsafe practices or illegal activities will not be displayed.
11. Exhibitors entered in 4-H Photography are not eligible to exhibit in the FFA Photography show and vice-versa.

12. Iowa State Fair 4-H photography exhibitors must use the Photo Exhibit Label to provide required information for photo exhibits. This is on page 26.

**\*\* Photography Entries:** Do not do a goal sheet. Do photography exhibit sheet on page 27.

**10325 Digital Photography Exhibit** - A photo or series of photos submitted electronically, not printed. Photos in this class will be submitted, viewed, evaluated, and displayed electronically.

**Digital Photography Exhibit Special Rules:**

1. Photographs may be either black and white or color.
2. Photographs will not be printed.
3. Entries may be a single photograph or a series of photographs. A series is a group of photographs (3 to 5) that are related or tell a step-by-step story. Series photograph entries must have all photographs in the series viewable at the same time.
4. Photographs entered should be submitted in the highest resolution possible. A finished file size of 1 MB - 3MB is recommended.
5. Photographs should be submitted in an acceptable and commonly used format for ease of viewing.
6. Subject matter of photographs must be in good taste and be appropriate for public display in a 4-H setting.
7. Photographs depicting unsafe practices or illegal activities will not be displayed.
8. Iowa State Fair 4-H photography exhibitors must use the Photograph Exhibit Label to provide required information for photography exhibits. The Photograph Exhibit Label may be submitted electronically with the photograph entry.
9. Photograph entered in this class will be evaluated on the same evaluation criteria used for printed photographs.
10. Exhibitors entered in 4-H Photography are not eligible to exhibit in the FFA Photography show and vice-versa.

**10340 Alternative/Creative Photography** - A single photograph or photographic image that has been created with an alternative photographic process, or a photograph that was creatively edited or modified beyond reality in a creative, imaginative and experimental way to make it more interesting and visually engaging. Could be a composite of multiple overlapped photographs.

**Alternative/Creative Photography Special Rules:**

1. Photograph/Image must be mounted on foam core no smaller than 4"x4" and no larger than 10"x10" in height and width. No matting and no framing is allowed, put your creativity into the photography.
2. Photograph/Image can be created from film negative, digital negative, or digitally manipulated in computer.
3. Photograph must be on photo paper, canvas, or other flat material.
4. Exhibit must have Photo Exhibit Label on back with required information for photo exhibits. Include information about the processes used.
5. Subject matter must be in good taste and be appropriate for public display in 4-H setting, photographs depicting unsafe practices or illegal activities will not be displayed.
6. All submitted photos may be used for any promotional purpose by the Iowa 4-H program and/or the Iowa 4-H Foundation.

**10345 Photography Idea/Educational Display** - An exhibit that demonstrates learning about photography that does not fit into any previous photography class. This class includes photos printed on canvas, fabric, ceramic, etc. as part of an educational display showing learning about printing techniques, display, merchandising, etc.

**10350 Visual Arts** - An exhibit that shows learning through original art, exploration of an art technique, or study of any other visual arts topic.

**Visual Arts Special Rules:**

1. Exhibits made from kits or preformed molds will not be accepted. Exception: Preformed molds (greenware, whiteware) may be used to provide the appropriate surface for a process technique or application of original design.
2. If the exhibit is a finished art object, the source or inspiration of the design, design sketches, or other process for creating the object and design must be included.
3. Original works of art must be a creative expression of a design unique to the artist, or represent a significant modification to an existing design to make a new and original statement by the artist.
4. Exhibition of derivative works created by a 4-H'er is prohibited without the written permission of the original copyright holder/owner. Use of copyrighted or trademarked designs, images, logos or materials in 4-H visual arts exhibits is prohibited unless written permission has been obtained from the copyright or trademark holder/owner. For additional information, see 4-H Exhibit Copyright Information at <http://www.extension.iastate.edu/4h/projects/visualart.htm>

**10315 Art Made From Kits (not eligible for State Fair)** - An exhibit made from art materials (fiber, paper, clay, leather, wood, textiles, glass, plastic, metal, chalk, carbon, pigment, or nature materials) using a kit. A kit is defined as any prepackaged item where materials and design are predetermined by the manufacturer. This includes craft items made from a kit. Briefly explain techniques learned through exhibit's completion and how the design element color is used in the exhibit.

## Personal Development

All exhibitors are responsible to read and comply with 4-H exhibit building and Iowa State Fair "General Exhibit Rules" page 18.

**CLASS DESCRIPTION:** Most exhibit classes have specific guidelines and requirements that will be included in the judging process. Members are highly encouraged to go to <http://www.extension.iastate.edu/4h/projects> to find information about judging criteria for exhibits that they create from their 4-H project learning.

Class No.

**10510 Citizenship and Civic Engagement** - An exhibit that shows learning about or contributing to your community, your country or your world.

**10520 Communication** - An exhibit that shows learning about written, oral, and visual communication skills in their many forms.

**10530 4-H Poster Communication Exhibit** - Special poster exhibit to visually tell a story or idea about 4-H to the general public. Exhibitors must use one of the following themes:

- 4-H is... (open to 4-H'er's interpretation)
- Join 4-H
- 4-H Grows... (4-H.org national marketing theme)
- Your Passport to Adventure (2018 Iowa 4-H Youth Conference theme)
- Nothing Compares to 4-H Moments (variation of Iowa State Fair theme)

**Poster Communication Special Rules:**

1. Only one poster per 4-H'er may be entered.
2. All posters must be designed on, or affixed to, standard poster board or foam core board - size minimum of 14" x 20" or maximum of 15" x 22".
3. Posters may be vertical or horizontal. Posters may be any medium: watercolor, ink, crayon, acrylic, charcoal, oils, collage.
4. Posters **cannot** be 3-dimensional. Materials used to make the poster may **not** extend more than 1/8" above the poster or foam core board.



# 4-H PHOTOGRAPH EXHIBIT LABEL

REVISED FEBRUARY 2013

THIS FORM MAY BE ATTACHED TO YOUR PHOTO AS YOUR  
PHOTO WRITE-UP/GOAL SHEET

Name \_\_\_\_\_ County \_\_\_\_\_  
Grade \_\_\_\_\_ Years in Project \_\_\_\_\_ Date Picture Taken \_\_\_\_\_  
Location \_\_\_\_\_

If needed, use additional space on back of label for your answers.

## 1) What did you plan to learn or do? (What was your exhibit goal(s)?)

## 2) What steps did you take to learn or do this? Explain what you wanted to do so it is easily understood. The judge wants to know and understand the steps you used to create your final photograph.

Please Share-- Please circle or fill in the information requested and be prepared to share with the judge:

Camera Information:    Digital    or    Film	Brand and Model:
Pixel Count/Resolution:	Do you have additional lenses? <b>Yes</b> / <b>No</b>
Was the lens you used to take this photo the one that came with the camera? <b>Yes</b> / <b>No</b> If no, what lens did you use?	If your photo is enlarged, who enlarged it? Where was it printed?

Were any changes made to the original photo to create the final exhibit?

*(Include such things as cropping, color enhancement, size of exhibit, removal of red eyes, etc.)*

**Yes**    /    **No**

**If Yes, please list changes and explain your decisions to change.**

Who determined what changes, if any, were to be made to the photograph?

Who designed and selected the mounting or matting?

What other information about your photo process would you like to share?

## 3) What were the most important things you learned?

5. Each poster **must** have the completed Poster Exhibit Entry Foam attached to the back.
6. Posters cannot use copyrighted material or exact copies of other promotional designs, such as the Iowa 4-H Youth conference theme logo.
7. 4-H'er's may include the 4-H clover in the poster.
8. All 4-H Communication Poster participants will be given Certificates of Recognition and written evaluation comments. Outstanding posters will receive Seals of Merit. Superior posters will receive Seals of Excellence.

**10540 Digital Storytelling** - Any exhibit that demonstrates the application of technology to produce a creative movie/film/video. Exhibits may include a finished movie or video, creation of a detailed storyboard, editing techniques using digital video software, production techniques, or other display to share what was learned. Copyright permission must be obtained for any non-original material included as part of a film/movie/video.

**10550 Leadership** - An exhibit that shows learning about leadership skills and influencing others in a positive way.

**10560 Self-Determined** - An exhibit that shows learning as part of your 4-H adventure and does not fit any other class.

## Communications

1. An entry in the 4-H County Communications Competition may be an educational presentation, working exhibit or Share the Fun - it need not necessarily end with a finished product. The presenter(s) may select from a variety of techniques to communicate with an audience. Judging of entries in Educational Presentation, Working Exhibits, Extemporaneous Speaking and Share the Fun will be conducted during the Fair. See Fair Schedule for times of programs.
2. Presentations, working exhibits, Share the Fun and posters made for school/school related competition that have been evaluated and received a grade/rating can be presented in 4-H.
3. Participants will be divided into junior, intermediate, and senior age groups. Juniors are classified as those who have completed 4th, 5th or 6th grade. Intermediates are those who have completed 7th or 8th grade. All others will be classified as senior entries. The grade level of the oldest member of the team will determine the group in which the team will compete. An exception to the rule would be if an entire club wanted to compete in the Share the Fun division in which case 80 percent of the performing group must have completed 5th grade in order to be eligible to participate at the State Fair.
4. Entries may be as an individual (by one club member) or as a team (by two or more members.)
5. Any number of teams or individuals from a club may participate.
6. Extemporaneous Speaking, Educational Presentations, Working Exhibits, and Share the Fun entries will be ranked blue, red and white award groups. Blue - \$5, Red - \$4, White - \$3. The premium stated for a Share the Fun entry is for the entire group of participants.
7. Share the Fun entries **may not be more than 8 minutes**. Skits/acts will be stopped that exceed this time limit. Working exhibits at the county level should have enough material to continue for 30 minutes. Those qualifying for State Fair should have enough materials as follows: Intermediate/seniors for 45-50 minutes; juniors for 25 minutes. Educational Presentations should not exceed 15 minutes in length for juniors and 20 minutes for intermediates and seniors. An exhibit that exceeds the time limit will be dropped one ribbon placing.
8. The dress of participants should be appropriate for the topic. When in doubt, wear the 4-H uniform (4-H T-shirt or blouse/shirt with the 4-H emblem.)
9. 4-H'ers giving presentations involving food must be concerned about safe handling of the food they are using. 4-H'ers should use sanitary

and safe procedures and methods at all times. This is tremendously important if samples are available to the viewing public. Appropriate storage of the food items and the sanitary handling of the food must be demonstrated by the 4-H'ers. Plastic gloves and hairnets are just a couple items that should be considered and used as appropriate.

10. Presenters are expected to comply with all copyright/trademark regulations. Copyrighted material may not be distributed without permission.

11. Each entry should fill out/bring the Share the Fun Evaluation Sheet (VI-4030-GT) or Working Exhibit Evaluation Sheet (VI-948C) or Educational Presentation Evaluation Sheet (VI-947-C).

12. Educational Presentation, Working Exhibit and Share the Fun entries must be made at the Extension Office by June 9.

13. Judging schedules will be prepared following entry date.

14. Six educational presentations (5th grade & above) can be selected for State Fair, one junior presentation can be selected for the Clay County Fair, four (5th grade & above) working exhibits can be selected for State Fair and three Share the Fun presentations can be selected for State Fair if worthy. 4-H'ers selected for State Fair will represent Wright County. Only 4-H'ers who have completed 5th grade through 12th grade (or that equivalent) will be eligible for the State Fair.

**Educational Presentations:** 6 will be able to advance on to State Fair. Dates given at later date, watch Newsletter for date from State 4-H office.

**Working Exhibits:** 4 will be able to advance on to State Fair. Dates given at later date, watch Newsletter for date from State 4-H office.

**Share the Fun:** 3 will be able to advance on to State Fair. Dates given at later date, watch Newsletter for date from State 4-H office.

**Extemporaneous Speaking:** 2 will be able to advance on to State Fair. Dates given at a later date, watch Newsletter for date from State 4-H office.

### Class No.

**11100 Educational Presentation** - Provides an opportunity for members to demonstrate their communication skills by presenting knowledge, information or a process to gain a desired response from an audience. In other words you can say, do or show something about a topic that interests you and that you think will interest the audience. The audience will usually be sitting down and ready to listen. A 4-H member may participate in only one educational presentation per year at the Iowa State Fair.

### **11101 Junior Educational Presentation**

### **11102 Intermediate/Senior Educational Presentation**

### **11201 Junior Working Exhibits**

### **11202 Intermediate/Senior Working Exhibits**

**11200 Working Exhibits** - Provides an opportunity for youth to communicate and interact with an audience in an informal way. The "audience" will be passing by the exhibit and one of the challenges to the exhibitor will be to attract their attention. Many stages of the exhibit or product should be ready so that any step can be discussed. No set format should be used. The best subjects involve action by the youth, or involve the audience in some doing, feeling, tasting, smelling and judging. Exhibitors at county fair should have enough supplies to continue for a half hour. Intermediate and senior age 4-H'ers representing the county at State Fair will be scheduled for a forty-five to fifty minute period. Junior 4-H'ers doing a Working Exhibit will be scheduled for 25 minutes.

4-H'ers doing working exhibits that involve food must be concerned for the safety of the food that they are using. 4-H'ers should use sanitary and safe procedures and methods at all times. This is tremendously important if samples are available to the viewing public. Appropriate

storage of food items and the sanitary handling of the food must be demonstrated by the 4-H'ers. Plastic gloves and hair nets are just a couple items that should be considered and used as appropriate. A 4-H member may participate in only one working exhibit per year at the Iowa State Fair.

**11300 Share the Fun Program** - Provides an opportunity for 4-H members to perform before an audience purely for the sake of enjoyment. Provides a program that will help us broaden the image of 4-H, keeping current members enrolled and inviting new ones to "take a look." Encourages and helps leaders put "fun" into the 4-H and Youth Program. Provides 4-H'ers an opportunity to share the fun and fellowship with members. **Maximum of 8 minutes** in length. Skits/acts must be sensitive to the diversity of Iowa's population. Skits/acts must be in good taste and not offensive to minority groups of Iowa's or U.S. Citizens. To be eligible to participate in a Share the Fun skit/act at the Iowa State Fair, the 4-H'ers must have completed 5th grade. They must be an active member of an Extension sponsored youth group in the current year. If a Share the Fun involves a club, or a group from a given club, at least 80 percent of the performing group must have completed grade five.

Skits, songs, dances, stunts, short one act plays, plus other entertainment will be acceptable.

## 4-H Extemporaneous Speaking Contest

This contest is designed to encourage the development of the life skill of communicating with others through enhancing the ability to think, to organize, to speak, and to answer questions readily by participating 4-H'ers before an audience.

1. Two entries per county will be selected, if worthy.
2. Participants must be senior aged 4-H'ers, completed the 9th grade.
3. Contest format:
  - a. The state fair contest will begin with an orientation.
  - b. Each participant will draw three of the available topics, selecting one to speak on, thirty minutes before the contest. The selected topic will not be available to the other participants in the speakers' assigned room. The general nature of the topics will relate to 4-H. The other two topics will be returned to the available topics for other participants.
  - c. A preparation room is to be used with one participant per speaking site admitted initially and one additional contestant per speaking site admitted each ten minutes as the contest progresses. A participant may not leave the preparation room until it is time to speak, nor may a participant receive help from a parent, leader, other adult, or any other youth. Each participant will have 30 minutes preparation time. A contest official will assist participants with the time requirements.
  - d. All reference material will be screened by a contest official on the following basis:
    - (1) Participants may bring his/her own books, magazines or newspaper clippings for reference during the thirty minutes preparation.
    - (2) Reference material must be printed materials such as books or magazines (cannot be notes, outlines or speeches prepared for the purpose of use for this contest).
    - (3) Some relevant reference material will be available in the preparation room. This material will consist of historical material related to the 4-H program.
  - e. Each speech shall be the result of the 4-H'ers own effort using approved reference material which participants may bring in the preparation room. No other assistance may be provided. Plain 3" x 5" note cards will be provided each participants in the preparation room. If notes are used, the 3x5 note cards provided must be used in delivering the speech.
  - f. Only notes made during the preparation period may be used.

g. Each speech shall be not less than four or more than six minutes with five minutes additional time allowed for related questions which shall be asked by the judge. The participant will be shown time cards in an ascending order (1, 2, 3, 4, 5) by the timekeeper. "Stop" will be used at six (6) minutes.

h. Each participant will be introduced by a contest time keeper by name and the county he/she represents and the participant will be expected to introduce his/her speech by title only.

i. Participants are not permitted to use any props, gadgets, posters or audio-visuals of any sort. A podium will not be available.

j. Speeches will be evaluated using the following criteria:

1. Content related to topic
2. Knowledge of the subject
3. Organization of material
4. Power of expression
5. Voice
6. Stage presence
7. General effect
8. Response to questions

k. A judge's critique/conference with each participant will be included as a part of the contest.

l. All participants will receive ribbons at the judging center.

m. All entries must be made through the extension office by June 8.

Class No.

## 11401 Extemporaneous Speaking

### Pride of Iowa Contest

1. The Pride of Iowa Contest will be held Saturday, July 14 at the 4-H Exhibit Building, beginning at 11:00 a.m. Entry forms must be made to the Wright County Extension office by June 8. A schedule of times will be assigned. Contestants will be sent a form to be completed and brought with them the day of the contest.

2. Contestants may select any recipe using at least one ingredient which is an outstanding product of Iowa. (Such as meat, dairy products, corn, oatmeal.) Categories for the contest are as follows: beverage, main dishes, desserts, salads and snacks. Recipes must state the source (Better Homes & Gardens, p. 25 is acceptable.) Recipes received one week before the judging will be copied by the office for distribution.

3. Contestants must provide their own ingredients and equipment. No mixes will be used for the Pride of Iowa product, but a mix may be used as an ingredient. Contestants may bring the product already completed to be used for judging and sampling. Please do not depend on ovens to complete product. Ingredients used in the presentation should not be pre-measured, 4-H'ers must show how to prepare ingredients - may use chopper, or knife or whatever it takes to prepare. But for time factors a part of the ingredients may be pre-measured and in containers.

4. A second purpose of the contest is to promote the use of the small appliances. 4-H'ers may choose an electrical or non-electrical appliance. Contestants will provide their own small appliances to be used in the preparation of their product.

5. Each contestant must make a poster which includes the recipe used, their name and their club's name. Posters will be used during the presentation and must be left with the finished product.

6. The contestants will prepare the product as they would at home. There is no speaking presentation involved. Contestants will have approximately 10 minutes to prepare their product.

7. All members will appear in 4-H uniform during presentation time. Hair will be pulled back, a scarf or a hair net must be worn along with gloves.

Class No.

**170 Junior Pride of Iowa**

**171 Int./Sr. Pride of Iowa**



## 4-H Poster Communications

The objective of this class is to provide the opportunity for 4-H'ers to **tell a story or idea visually** about 4-H to the general public using the non-verbal form of communication on a poster.

1. Only one poster per 4-H'er.
2. All posters must be designed on, or affixed to, standard poster board or foam core board - size minimum of 14" x 20" or maximum of 15" x 22". Posters may be vertical or horizontal. Posters may be any medium: watercolor, ink, crayon, acrylic, charcoal, oils, collage.
3. Posters **cannot** be 3-dimensional and materials used may not extend more than 1/8" above poster or foam core board.
4. Each poster **must** have a completed 2018 Poster Exhibit Entry Form (VI-8128-SAS) attached to the back (found in Fair Book page 31.) \* Do not need to complete an additional goal sheet.
5. Posters **cannot** incorporate copyright material or exact copies of other promotional designs, such as the Iowa 4-H Youth Conference theme logo.
6. The 4-H Clover is a protected emblem. 4-H'ers may include the clover, but do not copy/print other material over the clover.
7. The themes for "Communicating Through 4-H Poster" are:
  - 4-H is... (open to 4-H'er's interpretation)
  - Join 4-H
  - 4-H Grows (4-H.org National Marketing Theme)
  - "Your Passport to Adventure" (2018 Iowa 4-H Youth Conference Theme)
  - "Nothing Compares to 4-H Moments" (variation of Iowa State Fair Theme)

Class No.

### 10530 Communication Posters

#### Poster Exhibit Evaluation Criteria

##### Audience

- Did you consider the following characteristics of your audience as you prepared your poster?

Age  
Urban or rural background  
Ethnic background

- Where else (besides the fair) can you display your poster to communicate your message to your intended audience?

##### Message

Headline, body copy

- Is your message brief and direct? Have you used only key words or phrases to send one message?
- Have you researched the theme enough to support the headline with accurate body copy and appropriate visuals?
- Is the headline large enough or positioned on the poster so that it grabs the audience's attention? (On a 14 x 22-inch poster, the letters of the theme should be 1-1/2 to 3 inches high and 1/4 to 1/2 inch thick.)
- Is the lettering size, style and color easy to read? (Body copy letters should be 1/4 to 1/3 the height of the title letters.)

##### Visuals: pictures, drawings

- Does the visual appeal to your audience?
- Does the visual reinforce or carry through the message of your theme?
- Is the visual **original**, simple, compelling, to the point?
- Does not include any copyright design or material?
- Is the visual proportional to the size of your poster, headline and body copy?

##### Layout

- Does the poster look too crowded? (If less than 20% of the poster is open space, your poster may be too crowded.)

- Does the poster have a strong center interest?
- Are the headline, visual and body copy (the three elements) balanced? (Layout balance is achieved by positioning the headline, visual and body copy and using blank spaces round those elements.)
- Does the poster use color, texture, shape and size in a pleasing combination?
- Can the poster, as assembled, withstand long periods of display?

#### Overall Poster Appearance

- Does your poster attract attention, focus interest on the theme, sell your audience on taking action?

## Horticulture Department

1. See 4-H Exhibit Building Rules.
2. Each exhibitor may make one entry per exhibit idea except where noted.
3. White paper plates (which you furnish) should be used to contain most of the entries.
4. Attach entry tag through a hole near edge of plate logically and securely.
5. Evaluation will be based on condition: specimens should be clean and free from blemishes. Uniformity: specimens should be uniform in size, maturity and color. Form: form should be typical of the variety, regular and smooth. Size: specimens should be medium to moderately large size (very large or very small specimens rate low). Color: color should be typical of the variety and uniform throughout.
6. Be sure to check publication 4-H 462 "Harvesting and Preparing Vegetables for Exhibit" for proper exhibit preparation.
7. Premiums awarded as stated in 4-H Exhibit Building Rules.
8. **Only Class 711A Horticulture** (See description under Agriculture and Natural Resources) is eligible for State Fair.
9. Horticulture goal sheets (yellow) are needed for each exhibit of vegetables, fruits, herbs and individual flowers. These class numbers are 121-150.
  - 121 - Plate of 3 beets
  - 122 - One head of broccoli (or 3 side sprouts)
  - 123 - One head of cabbage
  - 124 - Plate of 3 carrots
  - 125 - Plate of 2 cucumbers (slicing)
  - 126 - Plate of 5 cucumbers (small pickling)
  - 127 - Plate of 2 dill
  - 128 - Plate of 3 garlic
  - 129 - Any herb sprig in water - May have two different entries
  - 130 - Plate of 2 Kohlrabi
  - 131 - One plant lettuce, leaf (in water)
  - 132 - Plate of 3 onions (dried)
  - 133 - Plate of 3 green onions
  - 134 - Plate of 6 peas
  - 135 - Plate of 6 peas (edible pod)
  - 136 - Plate of 2 hot peppers
  - 137 - Plate of 2 sweet peppers
  - 138 - Plate of 3 potatoes
  - 139 - Plate of 3 rhubarb
  - 140 - Plate of 6 snap beans
  - 141 - One plant spinach (in water)



## Poster Communication Exhibit Report Form

**Attach this form to the back of your poster entry.**

**\*Note this is your goal sheet!**

Name: \_\_\_\_\_ County: \_\_\_\_\_

Grade: \_\_\_\_\_ (school year 2017-2018)

Check Theme Area:

\_\_\_\_\_ 4-H is...(open to 4-H'er's interpretation)

\_\_\_\_\_ Join 4-H

\_\_\_\_\_ 4-H Grows (4-H.org National Marketing Theme)

\_\_\_\_\_ Your Passport to Adventure (2018 Iowa 4-H Youth Conference Theme)

\_\_\_\_\_ Nothing Compares to 4-H Moments (variation on Iowa State Fair theme)

Why did you choose this theme? What was your goal in creating your poster?

What do you want people to think of feel when they see your poster?

What sources of information did you use to prepare your poster?

What were the most important things you learned as your created your poster?

Where else (besides the fair) do you plan to display your poster to share your message?

- 142 - Plate of 2 summer squash  
 143 - Six leaves Swiss Chard (in water)  
 144 - Plate of 5 cocktail, grape, or cherry tomatoes, any color/ripe  
 145 - Plate of 3 tomatoes true to their variety  
 146 - Plate of 10 fruit (all same variety)  
 147 - Plate of unusual vegetables - May be any vegetables not listed above. Include a reasonable amount of one or more kind.  
 148 - Jumbo vegetables - Potato, tomato, cucumber, summer squash  
**149 A single specimen of flower** - Grown by the member exhibited in a small container with water to keep fresh (may have two different entries).  
**150 Vegetable or flower variety** - Attach to yellow goal sheet some type of verification that the variety is new, show a seed packet, picture from seed catalog, etc.

**4-H Exhibit Goal Sheet (Blue Goal Sheet) needed for classes 151-152.**

- 151 One jar of canned vegetables** - (Two separate entries of different kinds per person allowed.) Must tell process used. Call Extension Office for PM 1044 bulletin for correct procedure.  
**152 One jar (or glass) canned fruit, jelly or jam from fruit grown by the garden project member and canned by her/him with or without help** - (May have two different entries). Call Extension Office for PM 1366 bulletin on correct procedures. Must list process used.

**\*\*Need to complete either 4-H Exhibit Goal Sheet or Horticulture Goal Sheet for classes 153-156.**

- 153 Fresh Arrangement** - A decorative arrangement of fresh flowers and/or plant materials - Made by the member from materials grown by the member. This creation must be different from an arrangement entered by the member in the home improvement division.  
**154 Bucket of Flowers (county only)** - Bucket/container planted and arranged by 4-H club members or individual. Minimum size container is 5 quarts; maximum, 5 gallons. Bucket/container can be container of annual or perennial flowers.  
**155 Houseplants** - May include any houseplant in bloom, any houseplant grown for its foliage (may include one or more plants of the same kind in the same container), cactus or succulent, vining plant, dish garden (with three or more plants.) Plants must be owned and cared for by exhibitor at least 3 months prior to fair. (Two entries allowed.)  
**156 A display of vegetables** - Raised as the result of work done in 4-H. May include from one to five different kinds or species of vegetables, prepared and displayed as recommended in publication 4-H 462 "Harvesting and Preparing Vegetables for Exhibit." Vegetables are to be judged on the standards listed in the above publication on an individual species basis.

## Science, Engineering & Technology

All exhibitors are responsible to read and comply with 4-H exhibit building and Iowa State Fair "General Exhibit Rules" page 18.

**CLASS DESCRIPTION:** Most exhibit classes have specific guidelines and requirements that will be included in the judging process. Members are highly encouraged to go to <http://www.extension.iastate.edu/4h/> projects to find information about judging criteria for exhibits that they create from their 4-H project learning.

- 10610 Mechanics** - Any exhibit that shows skills or learning in automotive, electrical, small and large engines, tractors, welding, and restoration.  
**10612 Automotive** - Repaired or restored vehicle (Note: vehicles will be on display at the Iowa State Fair one day only, Thursday, August 9).

**10614 Electric** - Constructed or repaired article or educational display that shows skills or learning about electric wiring, appliances, lighting, electrical energy sources, safety, etc.

**10615 Small Engine** - Repaired or restored operating engine or educational display or other type exhibit that shows skills or learning about small engines. This class includes repaired or restored lawn tractors, small motorcycles, go-karts, etc.

**10616 Tractor** - Repaired or restored tractor (Note: A conference judging opportunity for exhibitors in class 10616 will be offered during exhibit check-in. Tractors will be displayed outside throughout the Iowa State Fair. Release time Sunday, August 19, after 7:00 p.m.)

**10618 Welding** - Constructed item or educational display that shows skills or learning about welding.

**10630 Science, Engineering & Technology** - Any exhibit that shows learning about or helps explain how science and technology help us interact with the world. Topics include aerospace, biological and chemical sciences, computers & networking, earth & climate, geospatial mapping (GPS/GIS), robotics, or any other application of Science, Engineering, or Technology.

**Science, Engineering & Technology Special Rule:** Exhibitors entered in the 4-H Science, Engineering & Technology classes may not enter in similar FFA Ag Mechanics classes and vice-versa.

## Agriculture and Natural Resources

All exhibitors are responsible to read and comply with 4-H exhibit building and Iowa State Fair "General Exhibit Rules" page 18.

**CLASS DESCRIPTION:** Most exhibit classes have specific guidelines and requirements that will be included in the judging process. Members are highly encouraged to go to <http://www.extension.iastate.edu/4h/> projects to find information about judging criteria for exhibits that they create from their 4-H project learning.

Class No.

**10210 Crop Production** - An exhibit that shows learning about the growth, use, and value of field crops.

**10220 Environment and Sustainability** - An exhibit that shows the connections between humans and their environment including energy stewardship, conservation, entomology, fish and wildlife, or forestry. Includes collections.

**10230 Horticulture and Plant Science** - An exhibit that shows learning about the growth, use, and value of plants, small fruits, vegetable and flower gardens, and landscape design. (Garden crops and herbs are exhibited in classes in the 4-H Horticulture Department under 4-H Livestock.)

**10235 Home Grounds Improvement** - An exhibit that shows learning about landscape plans, selection of landscape plants, ornamental garden features, home yard improvement, storage sheds, careers, etc.

**10240 Outdoor Adventures** - An exhibit that shows learning about backpacking, biking, camping, canoeing, fishing, hiking or other outdoor activities.

**10250 Safety and Education in Shooting Sports** - An exhibit that shows learning about safe and responsible use of firearms and archery equipment or wildlife management. (The exhibit may not include actual firearms, archery equipment allowed if tips are removed from arrows).

**10260 Other Agriculture and Natural Resources** - An exhibit that shows learning about agriculture or natural resources and does not fit in any of the classes listed above.

## Animals

All exhibitors are responsible to read and comply with 4-H exhibit building and Iowa State Fair "General Exhibit Rules" page 18.



**CLASS DESCRIPTION:** Most exhibit classes have specific guidelines and requirements that will be included in the judging process. Members are highly encouraged to go to <http://www.extension.iastate.edu/4h/> projects to find information about judging criteria for exhibits that they create from their 4-H project learning.

#### Class No.

**10110 Animal Science** - An exhibit (other than the animal itself) that shows the learning about a large or small animal including beef, dairy cattle, dairy goats, dogs, horse & pony, meat goats, pets, poultry, rabbits, sheep and swine. Ownership of any animal is not required.

**10120 Veterinary Science** - An exhibit that shows learning about keeping animals healthy.

### FFA Science and Engineering Department

1. Note fair schedule for entry check-in and judging times.
2. Each article exhibited must be the work of an active FFA member and a product of the current chapter year.
3. Each exhibit must be the result of a different learning experience.
4. The exhibitor should be present for judging. If this is not possible, each exhibit must have a 3x5 inch card or a folder which includes:
  - a. What was your exhibit goal(s)?
  - b. How did you go about working toward your goal(s)?
  - c. What were the most important things you learned as you worked toward your goal(s)?
  - d. Do you have ideas of what you would like to do in this project area next year?

If these requirements are not met, the ribbon rating will be lowered one placing.

5. All exhibits are to be labeled only with the official entry tag.
6. There is a limit of seven (7) entries.
7. Class descriptions are listed under the Science and Engineering Department, 4-H & FFA.

### “Bucket of Junk” Contest

**GOAL:** To design an art piece using scraps of metal, junk and your creativity.

- Open to any youth of Wright County.
- Entry for Bucket of Junk Contest (not eligible for State Fair selection)
- Contest will be limited to the first 20 youth participants.

**REGISTRATION:** Come to the Extension office between March 19, 2018 & March 30, 2018 during normal business hours, to pick-up a 5 gallon bucket containing unique pieces of “junk.”

#### **RULES FOR ENTRY:**

1. Exhibitor is to design, fabricate and complete his/her creation. Adult supervision is recommended, but the finished product **must** be the “work” of the exhibitor.
2. You can clean, weld, cut, bolt, fasten, bend, shape, paint or finish the items however you choose, **BUT you cannot add** any additional pieces. (Bolts and wire may be used as fasteners but not as decorative items.)
3. All pieces must be used, except the bucket (to be returned).
4. Be as creative as your mind lets you... don’t let the “junk” distract from your creativity.
5. Safety is extremely important when completing your creation! Do not leave razor sharp edges or points that would be dangerous. Work with an adult who has knowledge of tools, machines and proper fabrication technique.
6. Bring the 5 gallon bucket to the fair with your completed creation on Tuesday, July 10, 2018. It must be in place by 3:00 pm, in the designated area in the 4-H building.
7. Exhibit hang tag must be attached to your exhibit. **No goal sheet or photos are needed for this project.**
8. No exhibitor will be permitted in the area during judging.
9. All entries will be presented with participation ribbons.
10. All completed projects will be on display around the fairgrounds, after judging, for the public to enjoy, Wednesday, July 11 through 1:00 pm, Sunday, July 15.
11. The top five creations will be sold at the annual fair auction on Sunday, July 15. The 1st place winner will receive half of the proceeds from the sale of their creation. Proceeds from the remaining four will go to the fair for future use.
12. The remaining 15 creations will be returned to the exhibitor to do what they want with their creation. You could donate them to a charity, give them to your friends or neighbors, give them as a gift, etc.
13. Most importantly, have fun with your creation for nothing but the “FAIR NECESSITIES.”

